

Erin Santiago

Arborist FL-5705A | LIAF Inspector #2018-0214

The Santiago Group LLC

thesantiagogroupllc@gmail.com

(954) 947-1087

April 9, 2021

ISA Certified Arborist Report

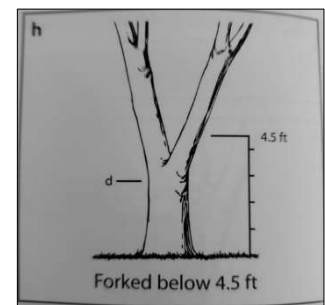
The following is an arborist report for the property described as Parcel 1 and Parcel A on US 1 near NE 33 Street and NE 17 Avenue in Pompano Beach, Florida. The purpose of this report is to inventory the trees on site and evaluate their condition.

This report is not a risk assessment on a Level 2 or 3 as described by the Levels and Scope of Tree Risk Assessment from the ANSI A300 Part 9: Tree, shrub, and Other Woody Plant Management – Standard Practices. The Santiago Group LLC cannot be held liable for damage to the tree or damage caused by the tree.

Methods:

An on-site visual inspection at ground level was made on April 8, 2021 to observe the trees. The size of each tree was measured as diameter at breast height (DBH), breast height being 4.5 feet above ground utilizing diameter measure tape. For the purposes of this report, this appraisal allows the diameter of the trunk to be measured just beneath the lowest emerging scaffold. Please refer to Figure 4.3h, Chapter 4, page 38 of the 10th Edition Guide for Plant Appraisers. Canopy diameter was determined utilizing a distance measuring wheel where possible. Tree height was estimated in feet. Refer to the TD Plan for tree locations, tree protection detail, and proposed actions.

The Functional Replacement Method Trunk Formula Technique (FRM) was utilized. The appraisal methodology is derived from the Guide for Plant Appraisal 10th Edition. An example of the approach to determine condition can be found in the Guide on Table 4.1. The condition rating of each tree was estimated by considering various attributes including the health of the small branches, twigs, and foliage and/or buds, and both the health and structure of the roots, trunk, and scaffold branches.



See Appendix A for Tree Inventory and Condition Assessment, Appendix B for Appraisals, and Appendix C for Pictures.

Respectfully submitted,

Erin Santiago | ISA Certified Arborist FL-5705A | LIAF Inspector #2018-0214

AAC

PZ21-12000015

9/6/2022

AAC₁

PZ21-12000015

12/07/21

Appendix A: Tree Inventory and Condition

Tree #	Common Name <i>Botanical Name</i>	DBH (inches)	Height (feet)	SPR	Condition	Notes
1	Live Oak <i>Quercus virginiana</i>	4	12	12	60%	Poor structure; can be remediated
2	Live Oak <i>Quercus virginiana</i>	12	23	27	60%	Codominant stems; sprouting at stub cuts; limited root zone due to pavement
3	Live Oak <i>Quercus virginiana</i>	11	25	18	50%	Limited root zone due to pavement on west side; canopy in conflict with overhead utility lines; codominant stems
4	Live Oak <i>Quercus virginiana</i>	11	25	17	50%	Canopy balance impacted by utility trimming; codominance; poor scaffold structure
5	Live Oak <i>Quercus virginiana</i>	14	21	16	55%	Canopy balance impacted by utility trimming; codominance; sprouting at stub cuts
6	Gumbo Limbo <i>Bursera simaruba</i>	10	12	8	60%	Multistem; mediocre structure
7	Gumbo Limbo <i>Bursera simaruba</i>	11	9	12	55%	Multistem with weak connections
8	Live Oak <i>Quercus virginiana</i>	12	22	19	50%	Canopy balance impacted by utility trimming; codominance
9	Live Oak <i>Quercus virginiana</i>	15	23	25	55%	Codominance with some weak connections; growing into conflict with utility lines
10	Live Oak <i>Quercus virginiana</i>	29	22	19	45%	Multistem; severely codominant with several weak connections; growing into conflict with utility lines
11	Live Oak <i>Quercus virginiana</i>	12	23	20	60%	Codominance with some weak connections; growing into conflict with utility line; damage to major scaffold
12	Silver Buttonwood <i>Conocarpus erectus var. sericeus</i>	10	17	12	65%	Trunk and canopy balance impacted by competition; codominance
13	Silver Buttonwood <i>Conocarpus erectus var. sericeus</i>	24	18	18	65%	Multistem codominance; structure impacted by competition
14	Live Oak <i>Quercus virginiana</i>	13	21	28	60%	Codominance; canopy distributed to the west due to competition
15	Live Oak <i>Quercus virginiana</i>	16	21	30	65%	Multistem codominance with weak connections; twig dieback
16	Live Oak <i>Quercus virginiana</i>	17	23	30	60%	Twig dieback; mediocre scaffold structure causing canopy void on east side; sprouting at base is likely an indication of stress
17	Live Oak <i>Quercus virginiana</i>	13	22	25	65%	Codominance with mild twig dieback in shaded areas
18	Live Oak <i>Quercus virginiana</i>	12	19	20	60%	Twig dieback; codominance; canopy structure impacted by competition
19	Silver Buttonwood <i>Conocarpus erectus var. sericeus</i>	8	18	12	60%	Canopy distributed to the south likely due to competition
20	Crape Myrtle <i>Lagerstroemia spp.</i>	10	16	9	70%	Multistem form
21	Crape Myrtle <i>Lagerstroemia spp.</i>	12	16	9	75%	Multistem form
22	Crape Myrtle <i>Lagerstroemia spp.</i>	10	16	9	70%	Multistem form

AAC

PZ21-12000015
9/6/2022

AAC₂

PZ21-12000015
12/07/21

Appendix A: Tree Inventory and Condition

Tree #	Common Name <i>Botanical Name</i>	DBH (inches)	Height (feet)	SPR	Condition	Notes
23	Gumbo Limbo <i>Bursera simaruba</i>	4	12	4	40%	Volunteer with no scaffold structure; in competition with nearby Brazilian pepper
24	Silver Buttonwood <i>Conocarpus erectus var. sericeus</i>	7	9	7	60%	Damage in canopy resulting in mediocre structure
25	Silver Buttonwood <i>Conocarpus erectus var. sericeus</i>	11	11	15	65%	Codominance with some damage to major scaffold
26	Live Oak <i>Quercus virginiana</i>	9	17	14	50%	Twig dieback; poor vigor; canopy voids; planted beneath overhead utility lines
27	Live Oak <i>Quercus virginiana</i>	15	20	25	60%	Codominance; planted beneath overhead utility lines
28	Live Oak <i>Quercus virginiana</i>	14	24	28	60%	Codominance; planted beneath overhead utility lines
29	Live Oak <i>Quercus virginiana</i>	11	18	22	55%	Some bark defoliation at a damage site toward base of trunk; monitor
30	Gumbo Limbo <i>Bursera simaruba</i>	8	18	18	50%	Volunteer with poor root structure due to proximity to pavement and streetlight
31	Gumbo Limbo <i>Bursera simaruba</i>	6	15	14	60%	Mediocre scaffold structure
32	Gumbo Limbo <i>Bursera simaruba</i>	9	12	14	40%	Severe codominance; structure impacted by competition
33	Queen Palm <i>Syagrus romanzoffiana</i>	8	10CT 120A	5	20%	Trunk damage at base of crown; in decline
34	Live Oak <i>Quercus virginiana</i>	3	12	7	40%	Canopy structure impacted by competition; canopy voids
35	Black Olive <i>Bucida buceras</i>	15	30	40	40%	Poor root structure due to proximity to pavement; codominance with weak connections
36	Black Olive <i>Bucida buceras</i>	25	37	55	40%	Poor root structure due to proximity to pavement
37	Black Olive <i>Bucida buceras</i>	14	23	22	40%	Poor root structure due to proximity to pavement; sap seepage on trunk likely indicating internal wound
38	Black Olive <i>Bucida buceras</i>	22	45	60	30%	Significant trunk and scaffold damage; severely limited root zone resulting in poor root structure
39	Black Olive <i>Bucida buceras</i>	23	35	65	55%	Mediocre root structure due to size of rootzone; significant cavity in development on west side; mature sprouting at damage sites have weak connections
40	Live Oak <i>Quercus virginiana</i>	28	36	50	50%	Canopy distributed to the east due to utility trimming; sap seepage indicating likely internal wound; scaffold damage on north side
41	Black Olive <i>Bucida buceras</i>	29	35	40	50%	Codominance; mature sprouting at base has weak connections; mediocre scaffold structure
42	Live Oak <i>Quercus virginiana</i>	28	36	45	55%	Codominance; canopy voids due to mediocre scaffold structure; heavy vines
43	Black Olive <i>Bucida buceras</i>	11	24	25	60%	Root structure impacted by wall

Appendix A: Tree Inventory and Condition

Tree #	Common Name <i>Botanical Name</i>	DBH (inches)	Height (feet)	SPR	Condition	Notes
44	Black Olive <i>Bucida buceras</i>	10	21	18	40%	Root structure impacted by wall; codominance; volunteer with poor overall structure
45	Black Olive <i>Bucida buceras</i>	4	23	10	40%	Root structure impacted by wall
46	Black Olive <i>Bucida buceras</i>	6	20	12	50%	Root structure impacted by wall
47	Black Olive <i>Bucida buceras</i>	16	20	15	50%	Severe codominance; root structure impacted by wall
48	Black Olive <i>Bucida buceras</i>	20	20	20	50%	Severe codominance; root structure impacted by wall
49	Sabal Palm <i>Sabal palmetto</i>	12	10CT 170A	11	75%	DBH estimated due to boots
50	Black Olive <i>Bucida buceras</i>	27	36	30	30%	Severe codominance; significant cavity at base of trunk; utility trimming resulting in canopy distribution to the south; mediocre root structure due to proximity to pavement
51	Black Olive <i>Bucida buceras</i>	14	18	15	40%	Poor wound response yielding to cavities; tree is likely in decline
52	Black Olive <i>Bucida buceras</i>	11	19	17	50%	Codominance with weak connections; mediocre scaffold structure
53	Black Olive <i>Bucida buceras</i>	16	27	30	50%	Poor root structure due to proximity to pavement; mediocre scaffold structure
54	Black Olive <i>Bucida buceras</i>	40	30	45	40%	Severe codominance with poor root structure due to proximity to pavement; poor wound response yielding to cavities
55	Black Olive <i>Bucida buceras</i>	18	34	35	40%	Severe codominance with poor root structure due to proximity to pavement; sap seepage at multiple trunk wounds
56	Sabal Palm <i>Sabal palmetto</i>	11	18CT 230A	12	75%	Good condition
57	Mahogany <i>Swietenia mahagoni</i>	17	24	20	50%	Codominance with weak connections
58	Mahogany <i>Swietenia mahagoni</i>	8	18	14	40%	Volunteer with poor root structure due to pavement; codominance with weak connections
59	Mahogany <i>Swietenia mahagoni</i>	33	37	65	55%	Codominant stems with mediocre wound response
60	Black Olive <i>Bucida buceras</i>	25	24	40	50%	Poor root structure due to proximity to pavement
61	Sabal Palm <i>Sabal palmetto</i>	8	5CT 160A	14	60%	Structure impacted by shade and competition; DBH estimated due to boots
62	Black Olive <i>Bucida buceras</i>	30	40	40	45%	Codominance with weak connections; poor wound response yielding to cavities
63	Black Olive <i>Bucida buceras</i>	17	35	30	35%	Sparse; significant scaffold wound on codominant stem; in decline
64	Black Olive <i>Bucida buceras</i>	15	37	35	60%	Poor root structure on north side

AAC

PZ21-12000015
9/6/2022

AAC₄

PZ21-12000015
12/07/21

Appendix A: Tree Inventory and Condition

Tree #	Common Name <i>Botanical Name</i>	DBH (inches)	Height (feet)	SPR	Condition	Notes
65	Mahogany <i>Swietenia mahagoni</i>	9	14	10	40%	Poor structure due to previous damage
66	Black Olive <i>Bucida buceras</i>	13	24	22	40%	Poor wound response yielding to cavities; poor root structure on north side
67	Black Olive <i>Bucida buceras</i>	22	36	30	50%	Poor root structure due to proximity to pavement; codominance; poor scaffold structure due to utility trimming
68	Gumbo Limbo <i>Bursera simaruba</i>	4	14	8	50%	Volunteer; poor scaffold structure
69	Black Olive <i>Bucida buceras</i>	18	28	22	40%	Severe codominance; poor root structure on south side
70	Christmas Palm (double) <i>Veitchia merrillii</i>	6	7CT 10OA	6	65%	Nutrient deficient
71	Christmas Palm (double) <i>Veitchia merrillii</i>	6	7CT 10OA	6	50%	Lost its third stem; nutrient deficient
72	Washingtonia Palm <i>Washingtonia robusta</i>	13	29CT 36OA	14	75%	Good condition
73	Queen Palm <i>Syagrus romanzoffiana</i>	7	14CT 19OA	8	50%	Poor crown; abnormal trunk taper
74	Washingtonia Palm <i>Washingtonia robusta</i>	12	30CT 38OA	14	75%	Good condition
75	Washingtonia Palm <i>Washingtonia robusta</i>	14	30CT 38OA	14	75%	Good condition
76	Live Oak <i>Quercus virginiana</i>	3	15	7	75%	Good condition
77	Live Oak <i>Quercus virginiana</i>	4	16	9	75%	Good condition
78	Live Oak <i>Quercus virginiana</i>	4	16	9	75%	Good condition
79	Live Oak <i>Quercus virginiana</i>	3	15	7	75%	Good condition
80	Silver Buttonwood <i>Conocarpus erectus var. sericeus</i>	5	10	8	75%	Good condition
81	Silver Buttonwood <i>Conocarpus erectus var. sericeus</i>	8	10	10	70%	Mediocre scaffold structure
82	Silver Buttonwood <i>Conocarpus erectus var. sericeus</i>	4	10	10	70%	Mediocre scaffold structure
83	Pitch Apple <i>Clusia rosea</i>	6	12	14	75%	Good condition
84	Live Oak <i>Quercus virginiana</i>	4	18	9	75%	Good condition
85	Live Oak <i>Quercus virginiana</i>	3	16	8	70%	Tip dieback
86	Live Oak <i>Quercus virginiana</i>	3	18	9	75%	Good condition
87	Gumbo Limbo <i>Bursera simaruba</i>	10	20	14	75%	Good condition
88	Green Buttonwood <i>Conocarpus erectus</i>	8	20	14	75%	Good condition

AAC

PZ21-12000015
9/6/2022

AAC

PZ21-12000015
12/07/21

Appendix A: Tree Inventory and Condition

Tree #	Common Name <i>Botanical Name</i>	DBH (inches)	Height (feet)	SPR	Condition	Notes
89	Green Buttonwood <i>Conocarpus erectus</i>	6	17	15	80%	Good condition
90	Green Buttonwood <i>Conocarpus erectus</i>	7	17	14	75%	Good condition
91	Silver Buttonwood <i>Conocarpus erectus var.sericeus</i>	3	12	9	70%	Trunk distributed to the west
92	Silver Buttonwood <i>Conocarpus erectus var.sericeus</i>	3	12	8	75%	Good condition
93	Silver Buttonwood <i>Conocarpus erectus var.sericeus</i>	3	12	7	75%	Good condition
94	Live Oak <i>Quercus virginiana</i>	3	15	7	75%	Good condition
95	Live Oak <i>Quercus virginiana</i>	3	13	7	70%	Tip dieback

Appendix B: Appraisals

Note: Methodology for trees = Functional Replacement Method Trunk Formula Technique (FRM)

Tree #	1. DBH (in.) or Palm CT	2. Appr Trunk Area (in)	3. Cond.	4. Functional limitations	5. External limitations or Height?	6. Diameter	7. Repl trunk diam (in)	8. Repl trunk area (in)	9. Unit Tree Cost	10. Basic Func Rep Cost	11. Dep Func Rep Cost	12. cleanup install aftercare hardscape	12. Total add cost	13. Total Replacement Cost	14. Rounded
1	Live Oak	4	13	60%	0.6	1	Diameter	3.5	10	475	\$49.37	\$ 223.35	\$ 475.00	\$ 698.35	\$ 700
2	Live Oak	12	113	60%	0.5	1	Diameter	3.5	10	475	\$49.37	\$ 1,675.10	\$ 475.00	\$ 2,150.10	\$ 2,150
3	Live Oak	11	95	50%	0.5	1	Diameter	3.5	10	475	\$49.37	\$ 1,172.96	\$ 475.00	\$ 1,647.96	\$ 1,650
4	Live Oak	11	95	50%	0.5	1	Diameter	3.5	10	475	\$49.37	\$ 1,172.96	\$ 475.00	\$ 1,647.96	\$ 1,650
5	Live Oak	14	154	55%	0.5	1	Diameter	3.5	10	475	\$49.37	\$ 2,090.00	\$ 475.00	\$ 2,565.00	\$ 2,570
6	Gumbo Limbo	7	38	60%	0.7	1	Diameter	3	7	342	\$48.34	\$ 781.26	\$ 341.66	\$ 1,122.92	\$ 1,120
7	Gumbo Limbo	11	95	55%	0.7	1	Diameter	3	7	342	\$48.34	\$ 1,768.47	\$ 341.66	\$ 2,110.13	\$ 2,110
8	Live Oak	12	113	50%	0.5	1	Diameter	3.5	10	475	\$49.37	\$ 1,395.92	\$ 475.00	\$ 1,870.92	\$ 1,870
9	Live Oak	15	177	55%	0.5	1	Diameter	3.5	10	475	\$49.37	\$ 2,399.23	\$ 475.00	\$ 2,874.23	\$ 2,870
10	Live Oak	18	254	45%	0.5	1	Diameter	3.5	10	475	\$49.37	\$ 2,826.73	\$ 475.00	\$ 3,301.73	\$ 3,300
11	Live Oak	12	113	60%	0.5	1	Diameter	3.5	10	475	\$49.37	\$ 1,675.10	\$ 475.00	\$ 2,150.10	\$ 2,150
12	Silver Buttonwood	10	79	65%	0.8	1	Diameter	3	7	407	\$57.58	\$ 2,351.56	\$ 407.00	\$ 2,758.56	\$ 2,760
13	Silver Buttonwood	11	95	65%	0.7	1	Diameter	3	7	407	\$57.58	\$ 2,489.71	\$ 407.00	\$ 2,896.71	\$ 2,900
14	Live Oak	13	133	60%	0.6	1	Diameter	3.5	10	475	\$49.37	\$ 2,359.10	\$ 475.00	\$ 2,834.10	\$ 2,830
15	Live Oak	16	201	65%	0.5	1	Diameter	3.5	10	475	\$49.37	\$ 3,226.12	\$ 475.00	\$ 3,701.12	\$ 3,700
16	Live Oak	17	227	60%	0.5	1	Diameter	3.5	10	475	\$49.37	\$ 3,361.84	\$ 475.00	\$ 3,836.84	\$ 3,840
17	Live Oak	13	133	65%	0.6	1	Diameter	3.5	10	475	\$49.37	\$ 2,555.69	\$ 475.00	\$ 3,030.69	\$ 3,030
18	Live Oak	12	113	60%	0.5	1	Diameter	3.5	10	475	\$49.37	\$ 1,675.10	\$ 475.00	\$ 2,150.10	\$ 2,150
19	Silver Buttonwood	8	50	60%	0.7	1	Diameter	3	7	407	\$57.58	\$ 1,215.57	\$ 407.00	\$ 1,622.57	\$ 1,620
20	Grape Myrtle	10	79	70%	0.6	1	Diameter	3	7	323	\$45.70	\$ 1,507.33	\$ 323.00	\$ 1,830.33	\$ 1,830
21	Grape Myrtle	12	113	75%	0.7	1	Diameter	3	7	323	\$45.70	\$ 2,713.20	\$ 323.00	\$ 3,036.20	\$ 3,040
22	Grape Myrtle	10	79	70%	0.7	1	Diameter	3	7	323	\$45.70	\$ 1,758.56	\$ 323.00	\$ 2,081.56	\$ 2,080
23	Gumbo Limbo	4	13	40%	0.4	1	Diameter	3	7	342	\$48.34	\$ 97.18	\$ 341.66	\$ 438.84	\$ 440
24	Silver Buttonwood	7	38	60%	0.5	1	Diameter	3	7	407	\$57.58	\$ 664.77	\$ 407.00	\$ 1,071.77	\$ 1,070
25	Silver Buttonwood	11	95	65%	0.5	1	Diameter	3	7	407	\$57.58	\$ 1,778.36	\$ 407.00	\$ 2,185.36	\$ 2,190
26	Live Oak	9	64	50%	0.4	1	Diameter	3.5	10	475	\$49.37	\$ 628.16	\$ 475.00	\$ 1,103.16	\$ 1,100
27	Live Oak	15	177	60%	0.4	1	Diameter	3.5	10	475	\$49.37	\$ 2,093.88	\$ 475.00	\$ 2,568.88	\$ 2,570
28	Live Oak	14	154	60%	0.5	1	Diameter	3.5	10	475	\$49.37	\$ 2,280.00	\$ 475.00	\$ 2,755.00	\$ 2,760
29	Live Oak	11	95	55%	0.5	1	Diameter	3.5	10	475	\$49.37	\$ 1,290.26	\$ 475.00	\$ 1,765.26	\$ 1,770
30	Gumbo Limbo	8	50	50%	0.2	1	Diameter	3	7	342	\$48.34	\$ 242.96	\$ 341.66	\$ 584.62	\$ 580
31	Gumbo Limbo	6	28	60%	0.5	1	Diameter	3	7	342	\$48.34	\$ 409.99	\$ 341.66	\$ 751.65	\$ 750
32	Gumbo Limbo	9	64	40%	0.4	1	Diameter	3	7	342	\$48.34	\$ 491.99	\$ 341.66	\$ 833.65	\$ 830
33	Queen Palm	8		20%	0.5	1	CT				\$ 8.20	\$ 82.00	\$ 82.00	\$ 90.20	\$ 90
34	Live Oak	3	7	40%	0.5	1	Diameter	3.5	10	475	\$49.37	\$ 69.80	\$ 475.00	\$ 544.80	\$ 540
35	Black Olive	15	177	40%	0.4	1	Diameter	3	7	333	\$47.11	\$ 1,332.00	\$ 333.00	\$ 1,665.00	\$ 1,670
36	Black Olive	25	491	40%	0.4	1	Diameter	3	7	333	\$47.11	\$ 3,700.00	\$ 333.00	\$ 4,033.00	\$ 4,030
37	Black Olive	14	154	40%	0.4	1	Diameter	3	7	333	\$47.11	\$ 1,160.32	\$ 333.00	\$ 1,493.32	\$ 1,500
38	Black Olive	22	380	30%	0.4	1	Diameter	3	7	333	\$47.11	\$ 2,148.96	\$ 333.00	\$ 2,481.96	\$ 2,480
39	Black Olive	23	415	55%	0.5	1	Diameter	3	7	333	\$47.11	\$ 5,382.58	\$ 333.00	\$ 5,715.58	\$ 5,700
40	Live Oak	28	616	50%	0.3	1	Diameter	3.5	10	475	\$49.37	\$ 4,560.00	\$ 475.00	\$ 5,035.00	\$ 5,000

AAC

AAC

Appendix B: Appraisals

Note: Methodology for trees = Functional Replacement Method Trunk Formula Technique (FRM)

Tree #	Common Name	1. DBH (in.) or Palm CT (in)	2. Appr Trunk Area (in)	3. Cond.	4. Functional limitations	5. External limitations	6. Diameter or Height?	7. Repl trunk diam (in)	8. Repl cost (in)	9. Unit Tree Cost	10. Basic Func Rep Cost	11. Dep Func Rep Cost	cleanup install aftercare	12. Total add cost	13. Total Replacement Cost	14. Rounded
41	Black Olive	29	661	50%	0.3	1	Diameter	3	7	333	\$47.11	\$31,117.00	\$ 4,667.55	\$ 333.00	\$ 5,000.55	\$ 5,000
42	Live Oak	28	616	55%	0.4	1	Diameter	3.5	10	475	\$49.37	\$30,400.00	\$ 6,688.00	\$ 475.00	\$ 7,163.00	\$ 7,200
43	Black Olive	11	95	60%	0.4	1	Diameter	3	7	333	\$47.11	\$ 4,477.00	\$ 1,074.48	\$ 333.00	\$ 1,407.48	\$ 1,410
44	Black Olive	10	79	40%	0.4	1	Diameter	3	7	333	\$47.11	\$ 3,700.00	\$ 592.00	\$ 333.00	\$ 925.00	\$ 930
45	Black Olive	4	13	40%	0.4	1	Diameter	3	7	333	\$47.11	\$ 592.00	\$ 94.72	\$ 333.00	\$ 427.72	\$ 430
46	Black Olive	6	28	50%	0.4	1	Diameter	3	7	333	\$47.11	\$ 1,332.00	\$ 266.40	\$ 333.00	\$ 599.40	\$ 600
47	Black Olive	7	38	50%	0.4	1	Diameter	3	7	333	\$47.11	\$ 1,813.00	\$ 362.60	\$ 333.00	\$ 695.60	\$ 700
48	Black Olive	9	64	50%	0.4	1	Diameter	3	7	333	\$47.11	\$ 2,997.00	\$ 599.40	\$ 333.00	\$ 932.40	\$ 930
49	Sabal Palm	12		75%	0.8	1	CT			\$13.83	\$ 166.00	\$ 99.60		\$ 166.00	\$ 265.59	\$ 270
50	Black Olive	27	573	30%	0.3	1	Diameter	3	7	333	\$47.11	\$26,973.00	\$ 2,427.57	\$ 333.00	\$ 2,760.57	\$ 2,760
51	Black Olive	14	154	40%	0.4	1	Diameter	3	7	333	\$47.11	\$ 7,252.00	\$ 1,160.32	\$ 333.00	\$ 1,493.32	\$ 1,490
52	Black Olive	11	95	50%	0.4	1	Diameter	3	7	333	\$47.11	\$ 4,477.00	\$ 895.40	\$ 333.00	\$ 1,228.40	\$ 1,230
53	Black Olive	16	201	50%	0.4	1	Diameter	3	7	333	\$47.11	\$ 9,472.00	\$ 1,894.40	\$ 333.00	\$ 2,227.40	\$ 2,230
54	Black Olive	27	573	40%	0.5	1	Diameter	3	7	333	\$47.11	\$26,973.00	\$ 5,394.60	\$ 333.00	\$ 5,727.60	\$ 5,730
55	Black Olive	18	254	40%	0.5	1	Diameter	3	7	333	\$47.11	\$11,988.00	\$ 2,397.60	\$ 333.00	\$ 2,730.60	\$ 2,730
56	Sabal Palm	11		75%	0.9	1	CT			\$13.83	\$ 152.16	\$ 102.71		\$ 152.16	\$ 254.87	\$ 250
57	Mahogany	17	227	50%	0.6	1	Diameter	4	13	525	\$41.78	\$ 9,482.81	\$ 2,844.84	\$ 525.00	\$ 3,369.84	\$ 3,370
58	Mahogany	8	50	40%	0.2	1	Diameter	4	13	525	\$41.78	\$ 2,100.00	\$ 168.00	\$ 525.00	\$ 693.00	\$ 690
59	Mahogany	33	855	55%	0.6	1	Diameter	4	13	525	\$41.78	\$35,732.81	\$11,791.83	\$ 525.00	\$ 12,316.83	\$12,300
60	Black Olive	25	491	50%	0.4	1	Diameter	3	7	333	\$47.11	\$23,125.00	\$ 4,625.00	\$ 333.00	\$ 4,958.00	\$ 4,960
61	Sabal Palm	8		60%	0.6	1	CT			\$13.83	\$ 110.66	\$ 39.84		\$ 110.66	\$ 150.50	\$ 150
62	Black Olive	30	707	45%	0.5	1	Diameter	3	7	333	\$47.11	\$33,300.00	\$ 7,492.50	\$ 333.00	\$ 7,825.50	\$ 7,800
63	Black Olive	17	227	35%	0.6	1	Diameter	3	7	333	\$47.11	\$10,693.00	\$ 2,245.53	\$ 333.00	\$ 2,578.53	\$ 2,580
64	Black Olive	15	177	60%	0.4	1	Diameter	3	7	333	\$47.11	\$ 8,325.00	\$ 1,998.00	\$ 333.00	\$ 2,331.00	\$ 2,330
65	Mahogany	9	64	40%	0.4	1	Diameter	4	13	525	\$41.78	\$ 2,657.81	\$ 425.25	\$ 525.00	\$ 950.25	\$ 950
66	Black Olive	13	133	40%	0.4	1	Diameter	3	7	333	\$47.11	\$ 6,253.00	\$ 1,000.48	\$ 333.00	\$ 1,333.48	\$ 1,330
67	Black Olive	22	380	50%	0.3	1	Diameter	3	7	333	\$47.11	\$17,908.00	\$ 2,686.20	\$ 333.00	\$ 3,019.20	\$ 3,020
68	Gumbo Limbo	4	13	50%	0.5	1	Diameter	3	7	342	\$48.34	\$ 607.40	\$ 151.85	\$ 341.66	\$ 493.51	\$ 490
69	Black Olive	12	113	40%	0.5	1	Diameter	3	7	333	\$47.11	\$ 5,328.00	\$ 1,065.60	\$ 333.00	\$ 1,398.60	\$ 1,400
70	Christmas Palm (double)	7		65%	0.5	1	CT			\$18.70	\$ 130.90	\$ 42.54		\$ 130.90	\$ 173.44	\$ 170
71	Christmas Palm (double)	7		50%	0.5	1	CT			\$18.70	\$ 130.90	\$ 32.73		\$ 130.90	\$ 163.63	\$ 160
72	Washingtonia Palm	13		75%	0.7	1	CT			\$14.63	\$ 190.13	\$ 99.82		\$ 190.13	\$ 289.94	\$ 290
73	Queen Palm	7		50%	0.7	1	CT			\$10.25	\$ 71.75	\$ 25.11		\$ 71.75	\$ 96.86	\$ 100
74	Washingtonia Palm	12		75%	0.7	1	CT			\$14.63	\$ 175.50	\$ 92.14		\$ 175.50	\$ 267.64	\$ 270
75	Washingtonia Palm	14		75%	0.7	1	CT			\$14.63	\$ 204.75	\$ 107.49		\$ 204.75	\$ 312.24	\$ 310
76	Live Oak	3	7	75%	0.7	1	Diameter	3.5	10	475	\$49.37	\$ 348.98	\$ 183.21	\$ 475.00	\$ 658.21	\$ 660
77	Live Oak	4	13	75%	0.7	1	Diameter	3.5	10	475	\$49.37	\$ 620.41	\$ 325.71	\$ 475.00	\$ 800.71	\$ 800
78	Live Oak	4	13	75%	0.7	1	Diameter	3.5	10	475	\$49.37	\$ 620.41	\$ 325.71	\$ 475.00	\$ 800.71	\$ 800
79	Live Oak	3	7	75%	0.7	1	Diameter	3.5	10	475	\$49.37	\$ 348.98	\$ 183.21	\$ 475.00	\$ 658.21	\$ 660
80	Silver Buttonwood	5	20	75%	0.6	1	Diameter	3	7	407	\$57.58	\$ 1,130.56	\$ 508.75	\$ 407.00	\$ 915.75	\$ 920

Appendix B: Appraisals


Note: Methodology for trees = Functional Replacement Method Trunk Formula Technique (FRM)

Tree #	Common Name	1. DBH (in.) or Palm CT (in)	2. Appr Trunk Area (in)	3. Cond.	4. Functional limitations	5. External limitations	6. Diameter or Height?	7. Repl trunk diam (in)	8. Repl cost	9. Unit Tree Cost	10. Basic Func Rep Cost	11. Dep Func Rep Cost	cleanup install aftercare	12. Total add cost	13. Total Replacement Cost	14. Rounded
81	Silver Buttonwood	8	50	70%	0.6	1	Diameter	3	7	407	\$ 2,894.22	\$ 1,215.57	\$ 407.00	\$ 407.00	\$ 1,622.57	\$ 1,620
82	Silver Buttonwood	4	13	70%	0.6	1	Diameter	3	7	407	\$ 723.56	\$ 303.89	\$ 407.00	\$ 407.00	\$ 710.89	\$ 710
83	Pitch Apple	6	28	75%	0.5	1	Diameter	4	13	483	\$ 1,086.75	\$ 407.53	\$ 483.00	\$ 483.00	\$ 890.53	\$ 890
84	Live Oak	4	13	75%	0.7	1	Diameter	3.5	10	475	\$ 620.41	\$ 325.71	\$ 475.00	\$ 475.00	\$ 800.71	\$ 800
85	Live Oak	3	7	70%	0.7	1	Diameter	3.5	10	475	\$ 348.98	\$ 171.00	\$ 475.00	\$ 475.00	\$ 646.00	\$ 650
86	Live Oak	3	7	75%	0.7	1	Diameter	3.5	10	475	\$ 348.98	\$ 183.21	\$ 475.00	\$ 475.00	\$ 658.21	\$ 660
87	Gumbo Limbo	10	79	75%	0.6	1	Diameter	3	7	342	\$ 3,796.22	\$ 1,708.30	\$ 341.66	\$ 341.66	\$ 2,049.96	\$ 2,050
88	Green Buttonwood	8	50	75%	0.7	1	Diameter	3	7	325	\$ 2,311.11	\$ 1,213.33	\$ 325.00	\$ 325.00	\$ 1,538.33	\$ 1,540
89	Green Buttonwood	6	28	80%	0.7	1	Diameter	3	7	325	\$ 1,300.00	\$ 728.00	\$ 325.00	\$ 325.00	\$ 1,053.00	\$ 1,050
90	Green Buttonwood	7	38	75%	0.7	1	Diameter	3	7	325	\$ 1,769.44	\$ 928.96	\$ 325.00	\$ 325.00	\$ 1,253.96	\$ 1,250
91	Silver Buttonwood	3	7	70%	0.6	1	Diameter	3	7	407	\$ 407.00	\$ 170.94	\$ 407.00	\$ 407.00	\$ 577.94	\$ 580
92	Silver Buttonwood	3	7	75%	0.6	1	Diameter	3	7	407	\$ 407.00	\$ 183.15	\$ 407.00	\$ 407.00	\$ 590.15	\$ 590
93	Silver Buttonwood	3	7	75%	0.6	1	Diameter	3	7	407	\$ 407.00	\$ 183.15	\$ 407.00	\$ 407.00	\$ 590.15	\$ 590
94	Live Oak	3	7	75%	0.7	1	Diameter	3.5	10	475	\$ 348.98	\$ 183.21	\$ 475.00	\$ 475.00	\$ 658.21	\$ 660
95	Live Oak	3	7	70%	0.7	1	Diameter	3.5	10	475	\$ 348.98	\$ 171.00	\$ 475.00	\$ 475.00	\$ 646.00	\$ 650


AAC

AAC⁹

Appendix C: Photographs



Appendix C: Photographs



AAC

PZ21-12000015
9/6/2022

AAC¹¹

PZ21-12000015
12/07/21

Appendix C: Photographs



AAC

PZ21-12000015
9/6/2022

AAC

PZ21-12000015
12/07/21

Appendix C: Photographs



AAC

PZ21-12000015
9/6/2022

AAC¹³

PZ21-12000015
12/07/21

Appendix C: Photographs



Appendix C: Photographs



AAC

PZ21-12000015
9/6/2022

AAC¹⁵

PZ21-12000015
12/07/21

Appendix C: Photographs



Appendix C: Photographs





AAC

PZ21-12000015
9/6/2022

AAC 17

PZ21-12000015
12/07/21

Appendix C: Photographs




AAC

PZ21-12000015
9/6/2022

AAC 18

PZ21-12000015
12/07/21

Appendix C: Photographs



AAC

PZ21-12000015
9/6/2022

AAC

PZ21-12000015
12/07/21

Appendix C: Photographs





AAC

PZ21-12000015
9/6/2022

AAC

PZ21-12000015
12/07/21

Appendix C: Photographs



AAC

PZ21-12000015
9/6/2022

AAC 21

PZ21-12000015
12/07/21

Appendix C: Photographs




AAC

PZ21-12000015
9/6/2022

AAC

PZ21-12000015
12/07/21

Appendix C: Photographs



Appendix C: Photographs




AAC

PZ21-12000015
9/6/2022

AAC 24

PZ21-12000015
12/07/21

Appendix C: Photographs




AAC

PZ21-12000015
9/6/2022

AAC

PZ21-12000015
12/07/21

Appendix C: Photographs




AAC

PZ21-12000015
9/6/2022

AAC²⁶

PZ21-12000015
12/07/21

Appendix C: Photographs




AAC

PZ21-12000015
9/6/2022

AAC²⁷



PZ21-12000015
12/07/21

Appendix C: Photographs



AAC


PZ21-12000015
9/6/2022



AAC

PZ21-12000015
12/07/21

Appendix C: Photographs



AAC

PZ21-12000015
9/6/2022

AAC²⁹

PZ21-12000015
12/07/21

Appendix C: Photographs



Appendix C: Photographs



Appendix C: Photographs



Appendix C: Photographs



Appendix C: Photographs



AAC

PZ21-12000015
9/6/2022

AAC

PZ21-12000015
12/07/21

Appendix C: Photographs



AAC

PZ21-12000015
9/6/2022

AAC

PZ21-12000015
12/07/21

Appendix C: Photographs



Appendix C: Photographs



AAC

PZ21-12000015
9/6/2022

AAC³⁷

PZ21-12000015
12/07/21

Appendix C: Photographs



AAC

PZ21-12000015
9/6/2022

AAC

PZ21-12000015
12/07/21

Appendix C: Photographs



AAC

PZ21-12000015
9/6/2022

AAC

PZ21-12000015
12/07/21