





LIFE SAFETY FIXTURES	
	COMBO EXIT AND EMERGENCY LIGHT WITH BATTERY BACKUP
	EXIT LIGHT
	EMERGENCY LIGHT WITH BATTERY BACKUP
	FIRE EXTINGUISHER

FIRE SPRINKLER NOTES

NOTE:
ALL EXTERIOR DOORS 1/2" MAX. CHANGE IN
ELEVATION IN ACCORDANCE WITH FFPC 101:7.2.1.3.

