

SUN-SENTINEL

Sold To:

City Of Pompano Beach - CU00118245
100 W Atlantic Blvd Ste 360
POMPANO BEACH,FL 33060-6099

Bill To:

City Of Pompano Beach - CU00118245
100 W Atlantic Blvd Ste 360
POMPANO BEACH,FL 33060-6099

Published Daily

Fort Lauderdale, Broward County, Florida
Boca Raton, Palm Beach County, Florida
Miami, Miami-Dade County, Florida

State Of Florida

County Of Orange

Before the undersigned authority personally appeared
Rose Williams, who on oath says that he or she is a duly authorized representative of the SUN- SENTINEL,
a DAILY newspaper published in BROWARD/PALM BEACH/MIAMI-DADE County, Florida; that the
attached copy of advertisement, being a Legal Notice in:

The matter of 11745-Other Legal Notices ,
Was published in said newspaper by print in the issues of, and by publication on the
newspaper's website, if authorized on May 18, 2025
ConPlan PN Draft 5.15.2025 Display Ad
Affiant further says that the newspaper complies with all legal requirements for
publication in Chapter 50, Florida Statutes.

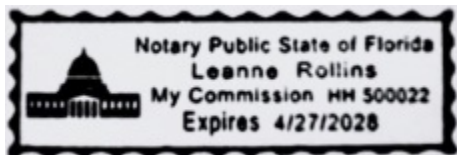


Signature of Affiant

Sworn to and subscribed before me this: May 19, 2025.



Signature of Notary Public



Name of Notary, Typed, Printed, or Stamped
Personally Known (X) or Produced Identification ()

Affidavit Delivery Method: E-Mail and U.S. Mail

Affidavit Email Address: Alexander.Goldstein@copbfl.com
7815805

SUN-SENTINEL



Order # - 7815805



Embedded systems engineer Andy Alvarez talks about monitoring autonomous vehicles from Guident's Boca Raton offices on the Boca Raton Innovation Campus on Tuesday. The company operates autonomous vehicle software that is used with some self-driving vehicles.
AMY BETH BENNETT/SOUTH FLORIDA SUN SENTINEL PHOTOS

Shuttles

from Page 20

that a palm tree branch was coming into close contact with the roof of the shuttle because of the wind, causing the shuttle to stop.

And during a recent morning shift, the MiCa shuttle made an abrupt stop after sensing a low-flying bird along the street, causing its passengers to lurch forward, even with their seat belts fastened.

In these situations, Braun said, the shuttle is doing the right thing, but human intervention still is necessary, hence the remote-control access and, for now, the backup driver inside the shuttle.

Teryl Jones, a MiCa safety monitor who actually sits inside the shuttle, has to manually take over the West Palm Beach shuttle on its route through the city several times each hour, whether due to jaywalkers, illegally parked delivery trucks or heavy congestion at the Brightline station. After Jones switches from autonomous to manual driving, he uses an Xbox controller to operate the vehicle.

“Let’s assert our dominance,” Jones said on a recent weekday morning as he prepared to manually drive the MiCa through thick traffic at the Brightline station.

“Every day is an adventure,” he said.

As the MiCa conducts its continuous laps, people often stare or strain to snap pictures of the shuttle.

“I get my 15 seconds of fame every day,” Jones joked.

Shortly into the morning shift, Ansell Regalado Borges, his dog and his 3-year-old son, Sebastian, hopped into the shuttle for their first time. They didn’t have anywhere specific they wanted to go; rather, Borges said his son “has been obsessed with riding the robot car.”

Sebastian’s obsession was obvious — he marveled at everything inside the shuttle, from its cameras to the views of the bustling city outside the shuttle’s windows, frequently seeking his dad’s attention to point out something new.

As a former Uber driver, Borges said he sees the potential in a vehicle like MiCa.

“I think it’s awesome,” he said. “I would love for this to be a thing.”

A little more than an hour later, Sumner and Mai Kaye entered the shuttle for their first time, also with no set location, just curiosity.

“It’s free? Wow!” Mai Kaye said after Jones told her about the lack of cost associated with the rides.

Sumner Kaye said he and his wife can’t drive the way they used to, but they still “like to go out and see things,” so this kind of technology could be beneficial for them.

Jessica Keller, the West Palm Beach Transportation and Mobility Manager, said in a statement that the city “is pleased to be the site for this



Safety monitor TeeJay Jones overrides the shuttle’s self-driving feature and manually steers using a gaming-like console in a MiCa autonomous shuttle in West Palm Beach.



Executive Chairman Harald Braun speaks during an interview at Guident’s Boca Raton offices on the Boca Raton Innovation Campus.

urban transportation pilot that will showcase innovation in tackling evolving transportation challenges.”

Boca Raton city officials want to bring these autonomous shuttles to the city, so much so that City Council members discussed during a recent public meeting how to accelerate the process.

City staff members presented to the City Council a three-month trial that would involve an autonomous vehicle completing a 0.5-mile loop in Mizner Park.

Mayor Scott Singer said he would like to see the route of an autonomous vehicle more expanded than a 0.5-mile loop.

“I like this concept, but I don’t think it’s going to be particularly successful from one end of Mizner Park to the other because it’s a very pedestrian-friendly area,” he said during the recent public meeting. “To walk from one end to the other is not that long.”

Instead, Singer said he’d like to see a shuttle also traveling to areas such as Sanborn Square and the north side of Palmetto Park Road.

City Council member Yvette Drucker expressed frustration at not already having the shuttles in use, especially when Guident is headquartered in Boca Raton.

“Once again, Boca Raton is late to the party,” she said during the meeting. “I don’t understand why we continue to fall behind on getting things done in a quicker fashion.”

Now, city staff members are looking into how the city could implement the technology in a quicker and more widespread way.



Mai Kaye of West Palm Beach steps aboard a MiCa autonomous shuttle in West Palm Beach.

PUBLIC NOTICE POMPAÑO BEACH, FLORIDA PUBLIC COMMENT REVIEW PERIOD & PUBLIC HEARING DRAFT 2025-2029 CONSOLIDATED PLAN AND 2025 ANNUAL ACTION PLAN

The City of Pompano Beach’s Office of Housing and Urban Improvement is seeking public comment on the DRAFT Pompano Beach 2025-2029 Consolidated Plan and program year (PY) 2025 Annual Action Plan (AAP). The Consolidated Plan is a five-year strategic plan that governs the administration of federal funding appropriated for housing and community development activities that benefit low- and moderate-income persons throughout the City. The 2025 Annual Action Plan is the first annual implementation plan under the City of Pompano Beach 2025-2029 Consolidated Plan.

The PY 25 AAP outlines proposed projects and activities by the city’s Community Development Block Grant (CDBG) and HOME Investment Partnerships (HOME) programs to address the identified priority needs and goals of the Consolidated Plan. The city expects to receive an estimated amount of \$1,024,414 in CDBG and \$418,397.85 in HOME funding from the U.S. Department of Housing & Urban Development (HUD) for PY 2025, which begins October 1, 2025, and ends September 30, 2026.

At this time HUD has not yet announced the PY 2025 allocations. The allocation above is only an estimate of the anticipated PY 2025 CDBG and HOME allocations. The City has a contingency provision, as per guidance from HUD notice CDP-24-01 to match the actual allocation amounts once it has been announced by HUD. The City’s final allocation towards activities in the AAP will be divided among all proposed activities’ budgets and will be proportionally increased or decreased from the estimated funding levels to match actual allocation amounts, with adjustments to remain in compliance with respective grant regulations.

Citizens are encouraged to review the draft ConPlan and AAP on the City’s OHUI Department website at <https://www.pompanobeachfl.gov/residents/housing-and-urban-improvement> and provide written comments. Copies of the documents are available for review and comment during the comment period.

Public Comment Period: A 30-day public comment period will be held from **May 18, 2025, to June 17, 2025**, to give the public an opportunity to review and make comments on the draft Consolidated Plan and the first-year 2025 AAP. Public comments will be accepted in writing by email or mail at 100 West Atlantic Blvd. Pompano Beach, FL 33060. Please submit written comments to:

Miriam Carrillo, Director - Office of Housing and Urban Improvement City of Pompano Beach 100 W. Atlantic Blvd., Suite 220 Pompano Beach, FL 33060

The Office of Housing and Urban Improvement may be reached by telephone for oral comments by calling 954-786-4659 or email at OHUI@copbfl.com.

Public Hearing: The Office of Housing and Urban Improvement will hold a Public Hearing and board meeting on **June 5, 2025**. The agenda and instructions on how to access and how to participate in the hearing can be viewed at: <https://www.pompanobeachfl.gov/residents/housing-and-urban-improvement>.

In accordance with the provisions of the Americans with Disabilities Act (ADA) and Florida Statutes Section 286.26, persons with disabilities needing special accommodation to participate in this hearing should contact the above phone number at least 48 hours prior to the scheduled meeting date. Translation and/or interpretation services available upon request. If you have Limited English Proficiency (LEP), please notify the Office of Housing and Urban Improvement at 954-786-4659.



Para obtener información adicional, visite el sitio web de la Ciudad de Pompano OHUI mencionado anteriormente. Servicios de traducción pueden ser disponibles bajo petición.

PUBLIC NOTICE - CITY OF POMPAÑO BEACH NOTICE OF FUNDING AVAILABILITY STATE HOUSING INITIATIVES PARTNERSHIP (SHIP) FUNDS FOR FY 2025-2026

The City of Pompano Beach announces the availability of SHIP funds to administer the City’s Local Housing Assistance Program for FY 2025-2026. It is estimated that the City will receive approximately **\$861,547.00** to provide affordable housing assistance to low, very low, and moderate households in the City of Pompano Beach, for the following activities:

- Strategy A: Housing Rehabilitation – Owner Occupied- \$340,393**
This Program assists very-low- and low-income households located within the City of Pompano Beach with repairs of owner-occupied homes. SHIP funds will be awarded to households in need of repairs to correct code violations, health and safety issues, electrical, plumbing, roofing, windows and other structural items. The maximum award is up to \$60,000 per unit. **(Waiting List Currently Exists)**
- Strategy B: Demolition/Reconstruction – \$300,000.00**
Structures owned and occupied by very low- and low-income households to be demolished and rebuilt in the following cases:
1. Single family properties that apply for housing rehabilitation assistance but are beyond repair and unsafe for human habitation. The inspector determines that the property meets the definition of an unsafe structure, and the building department in cooperation with the OHUI shall determine the economic feasibility of the property.
2. Single family properties that are in a flood zone and have estimated rehabilitation costs exceeding 50% of the assessed value will be demolished and rebuilt to meet the Building Code. The maximum award is up to \$300,000 per unit.
- Strategy C: Purchase Assistance with or without Rehab (FTHB) – \$100,000.00**
This assistance is for very-low, low and moderate-income households who wish to purchase an existing or new construction home within the City limits of Pompano Beach. The funds are used for purchase assistance, which include but are not limited to, down payment assistance, closing costs, repairs or reduction of the purchase price to make the home affordable. The maximum assistance is gap financing up to \$50,000 per unit. **(Waiting List Currently Exists)**
- Strategy D: Emergency Repair – Owner Occupied- \$15,000.00**
The City will provide grant assistance to very-low- and low-income homeowners to carry out limited repairs such as damaged roofing that is leaking, damaged windows causing exposure to the elements, or electrical or plumbing problems that could cause damage (fire) to the home or if there is an immediate health hazard to the occupants. The maximum award is up to \$15,000 per unit.
- Strategy E: Security and/or Utility Deposit- \$20,000.00**
Assistance includes first and last month’s rent and security and/or utility deposits for a new residential lease for very low- and low-income tenants in LHCT projects and HOME assisted rental development projects in the City of Pompano Beach Funds will be awarded to renters that need a one-time payment to assist with obtaining a lease on a rental unit. The maximum award is \$5,000 per household.
- Strategy F: Disaster Assistance**
In the event of an emergency or disaster declared by Executive Order, the City of Pompano Beach may move all unencumbered SHIP funds to the Disaster Assistance Strategy to assist households impacted by a disaster as outlined in the Local Housing Assistance Plan. The maximum award is \$15,000 per household.
- PROGRAM ADMINISTRATION – \$86,154.00**
- Selection Criteria**
Individual applicants cannot have an annual gross household income that exceeds the following:

INCOME GUIDELINES CHART FOR 2025			
Your annual income must fall within the categories below			
Household Size	Very- Low 50%	Low 80%	ONLY FOR FTHB Moderate 140%
1	40,350	64,550	112,980
2	46,100	73,800	129,080
3	51,850	83,000	145,180
4	57,650	92,299	161,420
5	62,250	99,600	174,300
6	66,900	107,000	187,320
7	71,500	114,350	200,200
8	76,100	121,750	213,080

Income and property value limits are subject to change without notice.

Applications for all programs will receive priority based on the following criteria:

- Special Needs Households
 - Very-Low
 - Low
 - Moderate and up to 140% **(if allowed under the specific strategy)**
- After Special Needs Set-asides
 - Very-Low
 - Low
 - Moderate and up to 140% **(if allowed under the specific strategy)**

Of the funding received, the City of Pompano must use a minimum of twenty percent (20%) to serve persons with special needs as defined in Florida Statutes § 420.004. First priority will be given to persons with developmental disabilities, as defined in Florida Statutes § 393.063, with an emphasis on home modifications, including technological enhancements and devices which will allow homeowners to remain independent in their own homes and maintain their homeownership.

In regards to all programs, priority will be given to applicants with special needs, including households where a child has developmental disabilities, applicants who live independently with a disabling condition and are receiving disability benefits, and other applicants who meet the special needs criteria.

The income levels to be served under the remaining programs must be Very-Low or Low Income; equal to or less than 80% of the Area Median Income (AMI), and will be given priority by the following income level order: 60% of SHIP funds must serve very-low- and low-income levels, respectively. A limited number of applicants applying for Purchase Assistance can be served at 140% AMI or less.

Preference will be given to applicants currently on the City’s waiting list. There is one waiting list for both the Housing Rehabilitation and Emergency Repair programs. The waiting list will have a maximum of two hundred (200) applicants. **The waiting list for FY 2025-2026 Housing Rehabilitation/Emergency Repair funding will open on July 7, 2025 at 7:00 am and remain open until two hundred (200) applicants are reached.** Pompano Beach residents who wish to be placed on the waiting list must complete a preliminary application through Neighborly Software. **Please follow this link (<https://portal.neighborlysoftware.com/copbfl/participant>) to register your account with Neighborly. Once you have created your account in Neighborly you will then select the “2025 Housing Rehabilitation Waiting List” option to complete the preliminary Waiting List Pre-Application.** Once you have successfully submitted your Waiting List Pre-Application you will receive an automatic confirmation email from Neighborly Software.

SHIP funds used to repair, rehabilitate or purchase mobile homes built after 1994 cannot exceed 20% of the annual distribution. Other restrictions may apply.

Should the City of Pompano Beach receive allocated funds greater than the estimated amount listed above, the City reserves the right to allocate additional funds to the programs listed above.

In the event of an emergency or natural disaster which has been declared by executive order, the City may use unencumbered SHIP funds to carry out activities under its Disaster Repair/Mitigation strategy.

It is unlawful to discriminate on the basis of race, gender, creed, color, religion, age, sex, sexual orientation, familial status, national origin, or disability. If any accommodations are needed for persons with disabilities, please contact the City of Pompano Beach, Office of Housing and Urban Improvement at 954-786-4659.

For eligibility and application information, contact us at the address below during regular work hours Monday thru Thursday from 7:00am to 6:00pm.

Additional information is available on the City’s web site at: www.pompanobeachfl.gov.

City of Pompano Beach, Florida
Office of Housing and Urban Improvement
Miriam Carrillo, Director
100 West Atlantic Blvd., Suite 220
Pompano Beach, FL 33060
Tel # (954) 786-4659
Email: OHUI@copbfl.com
Website: www.pompanobeachfl.gov

All applications must be complete with all required documents; incomplete applications will not be accepted. Applicants for the Housing Rehabilitation and Emergency Repair Programs must be owner-occupied; homestead property only and cannot own any other property. All property tax, homeowner insurance and home mortgage payments must be current in order to be considered for assistance.

TRANSLATION AND/OR INTERPRETATION SERVICES AVAILABLE UPON REQUEST. IF YOU HAVE LIMITED ENGLISH PROFICIENCY (LEP), PLEASE NOTIFY THE COPB OFFICE OF HOUSING AND URBAN IMPROVEMENT OFFICE (OHUI) AT 954-786-4659 OR EMAIL AT OHUI@COPBFL.COM

PARA OBTENER INFORMACIÓN ADICIONAL, VISITE EL SITIO WEB DE LA CIUDAD DE POMPAÑO BEACH OHUI MENCIONADO ANTERIORMENTE. SERVICIOS DE TRADUCCIÓN PUEDEN SER DISPONIBLES BAJO PETICIÓN. IN ACCORDANCE WITH THE PROVISIONS OF THE AMERICANS WITH DISABILITIES ACT (ADA) AND THE FLORIDA STATUTES SECTION 286.26, PERSON WITH DISABILITIES NEEDING SPECIAL ACCOMMODATION TO PARTICIPATE, THIS AD AND DOCUMENTS LISTED ABOVE MAY BE REQUESTED IN AN ALTERNATE FORMAT. AUXILIARY AIDS OR SERVICES WILL BE PROVIDED UPON REQUEST FOR MEETINGS WITH AT LEAST THREE (3) DAYS ADVANCE NOTICE. PLEASE CONTACT THE OFFICE OF HOUSING AND URBAN IMPROVEMENT BY CALLING 94-54-786-4659 OR EMAIL OHUI@COPBFL.COM.

FAIR HOUSING/EQUAL OPPORTUNITY/DISABILITY ACCESS JURISDICTION



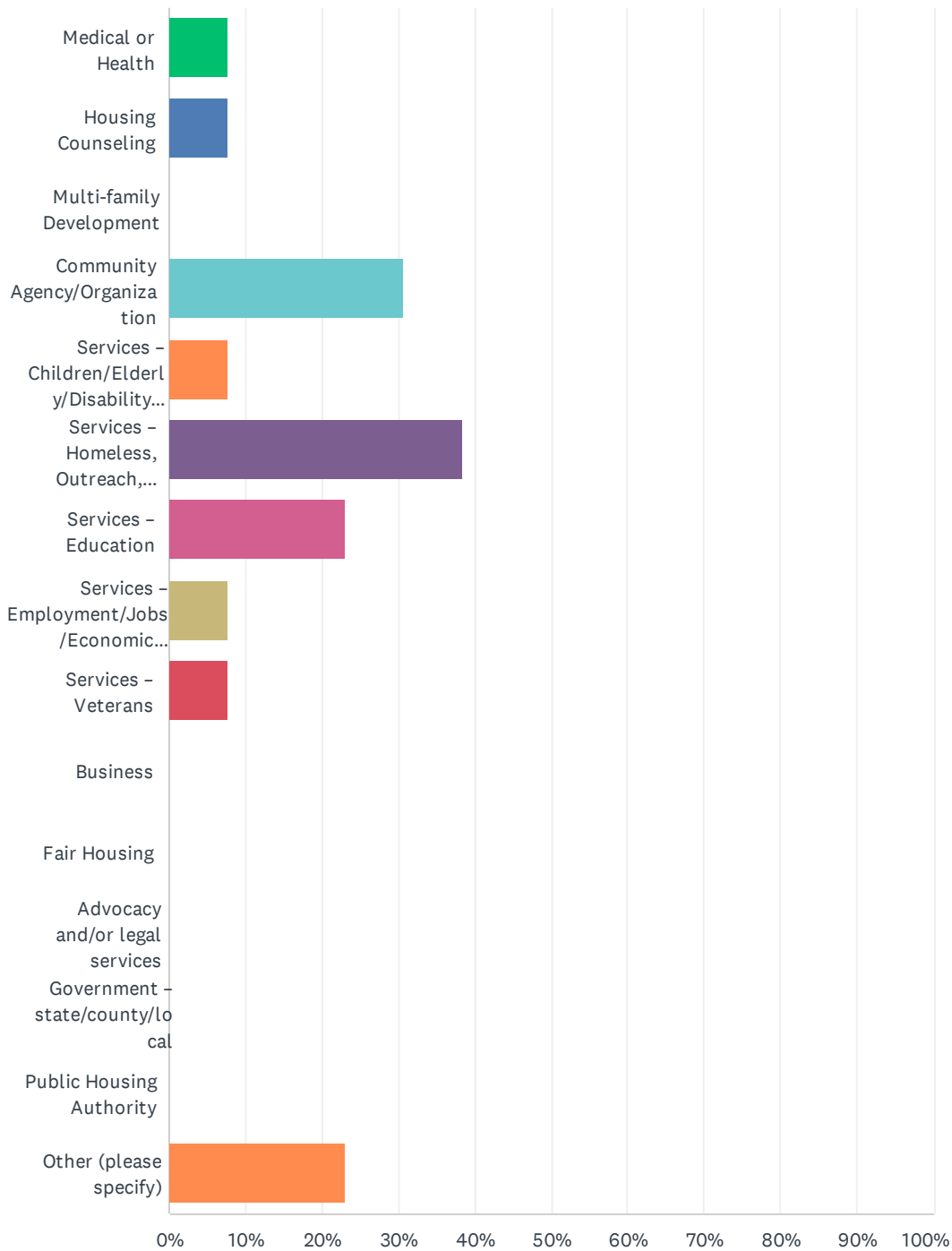
Q1 Name of your organization?

Answered: 14 Skipped: 0

#	RESPONSES	DATE
1	Namaste A Grand Indian Art and Food Festival	8/22/2024 2:59 PM
2	Feeding South Florida	8/8/2024 7:14 AM
3	Broward Partnership	8/7/2024 8:34 AM
4	Broward Partnership Inc.	8/6/2024 4:51 AM
5	Broward Education Foundation, Inc.	8/5/2024 12:18 PM
6	Boys & Girls Clubs of Broward County	7/15/2024 2:02 PM
7	Second Chance Society, Inc.	6/24/2024 3:43 PM
8	Learning for Success, Inc	2/14/2024 12:20 PM
9	Crockett Foundation	2/13/2024 2:40 PM
10	Firewall Centers, Inc.	2/13/2024 10:33 AM
11	The Russell Life Skills and Reading Foundation, Inc. d/b/a Russell Education Foundation	2/13/2024 9:43 AM
12	Broward Partnership	2/13/2024 6:37 AM
13	Light of the World Clinic Inc.	2/12/2024 4:05 PM
14	Dr. Stanley and Pearl Goodman Jewish Family Services, Inc.	2/12/2024 3:27 PM

Q2 Organization Type

Answered: 13 Skipped: 1



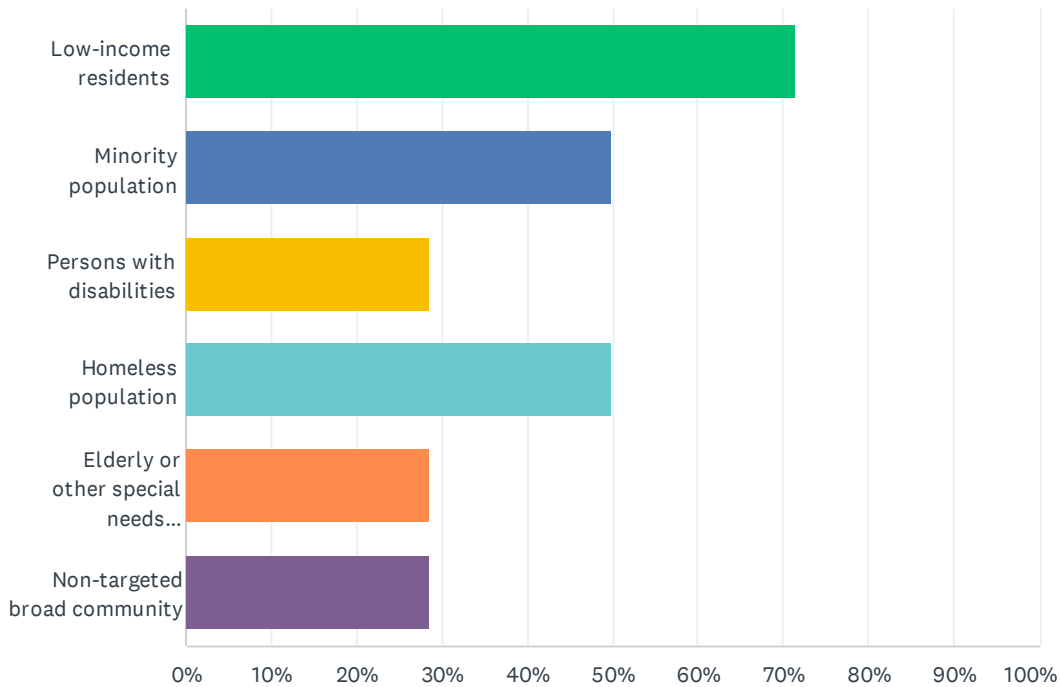
City of Pompano Beach - Stakeholder Survey

ANSWER CHOICES	RESPONSES	
Medical or Health	7.69%	1
Housing Counseling	7.69%	1
Multi-family Development	0.00%	0
Community Agency/Organization	30.77%	4
Services – Children/Elderly/Disability/Persons w HIV/AIDS/Victims of Domestic Violence	7.69%	1
Services – Homeless, Outreach, Shelter	38.46%	5
Services – Education	23.08%	3
Services – Employment/Jobs/Economic Development	7.69%	1
Services – Veterans	7.69%	1
Business	0.00%	0
Fair Housing	0.00%	0
Advocacy and/or legal services	0.00%	0
Government – state/county/local	0.00%	0
Public Housing Authority	0.00%	0
Other (please specify)	23.08%	3
Total Respondents: 13		

#	OTHER (PLEASE SPECIFY)	DATE
1	Festival and Cultural Activities	8/22/2024 2:59 PM
2	Food Bank	8/8/2024 7:14 AM
3	Youth Development Organization	7/15/2024 2:02 PM

Q3 What population do you service? (please mark all that apply)

Answered: 14 Skipped: 0



ANSWER CHOICES	RESPONSES	
Low-income residents	71.43%	10
Minority population	50.00%	7
Persons with disabilities	28.57%	4
Homeless population	50.00%	7
Elderly or other special needs population	28.57%	4
Non-targeted broad community	28.57%	4
Total Respondents: 14		

Q4 Please describe some of your agency/organization's outcomes and accomplishments in the past year in your area of service.

Answered: 14 Skipped: 0

#	RESPONSES	DATE
1	We hold an annual Indian Festival that attracted 15000 visitors to Pompano Beach focusing on Music, Dance, Culture, Food and Shopping providing visitors an immersive experience of India	8/22/2024 2:59 PM
2	Last year, we distributed over 80 million pounds of food to over a million individuals and families experiencing food insecurity in South Florida.	8/8/2024 7:14 AM
3	Shelters over 400 individuals and families on average.	8/7/2024 8:34 AM
4	The agency has been able to reduce homeless through advocacy and comprehensive services.	8/6/2024 4:51 AM
5	School Supply Center has three outcomes as its goals. They are: • Low-income children are better equipped with basic tools for learning • Teachers can enhance their instruction • Teachers spend less of their own money to purchase supplies their students need The outcomes analysis showed that low-income children were better equipped with basic tools for learning. Teachers indicated that 95% of their students can complete classroom assignments. The analysis also showed that teachers were able to enhance their instruction. Each of the three indicators used to measure this outcome showed positive results. 96% of the teachers indicated that they were able to expand or improve their instruction as a result of participating in the School Supply Center. Teachers spend less on their own money to purchase supplies their students need by shopping at the School Supply Center. The analysis indicated that 98% spend less on school supplies.	8/5/2024 12:18 PM
6	Over 160 youth between the ages of 6 - 18 attending daily.	7/15/2024 2:02 PM
7	Over 90% of clients served maintain employment for 9+ months.	6/24/2024 3:43 PM
8	420 low-income students were exposed to a wide variety of jobs, learned employability skills, made connections between the world of school and the world of work, and were motivated through hands on and experiential activities. Low income was determined by free-reduced lunch data supplied by the Broward County School district. All schools served are located in the City of Pompano Beach.	2/14/2024 12:20 PM
9	- Serve over 400 youth with experiential learning centered on social-emotional learning and STEM activities - 100% of PEACE youth participants express avoidance of maladaptive behaviors - 25% new participants in STEM activities are girls - Designed and implemented a scholarship fund for local high school students	2/13/2024 2:40 PM
10	40 low-income students at Crystal Lake Middle School were served during the 2022-2023 school year thanks to CDBG funds.	2/13/2024 10:33 AM
11	With COVID setting the children at least 3 years behind, in school, REF has been successful in helping the children get back I n track. at two of our sites that we had the privilege to see the school report before the school break, all the children that took the state exam passed with either 3 or 4 grading.	2/13/2024 9:43 AM
12	The Partnership provided emergency shelter services to more than 1,400 people at its homeless assistance centers, provided 133 units of scattered site supportive housing units in Broward County, and provided over 1,000 unsheltered people experiencing homelessness with outreach services.	2/13/2024 6:37 AM
13	Our volunteer-based free clinic has been able to provide primary and specialty healthcare services to qualified individuals such as children, adults and seniors who are unable to access proper healthcare services and proper medical treatments. last year alone, the clinic providers over 18,400 patient encounters to our underserved families. The clinic provides access to 178 different specialists, lab and other diagnostic services, OTC and prescription medications when available along with children's and adult vaccinations at no charge.	2/12/2024 4:05 PM

City of Pompano Beach - Stakeholder Survey

14	Provide financial aid to prevent homelessness for residents of city of Pompano	2/12/2024 3:27 PM
----	--	-------------------

Q5 Please provide contact information for further feedback if needed (name, position, telephone and/or email)

Answered: 14 Skipped: 0

ANSWER CHOICES	RESPONSES
Name	100.00% 14
Company	100.00% 14
Address	0.00% 0
Address 2	0.00% 0
City/Town	0.00% 0
State/Province	0.00% 0
ZIP/Postal Code	0.00% 0
Country	0.00% 0
Email Address	100.00% 14
Phone Number	100.00% 14

#	NAME	DATE
1	Raj Rajgopal	8/22/2024 2:59 PM
2	Lisa Devine	8/8/2024 7:14 AM
3	Kery Constantin	8/7/2024 8:34 AM
4	Fred Mims	8/6/2024 4:51 AM
5	Mari-Lee Baxter	8/5/2024 12:18 PM
6	Matthew Organ	7/15/2024 2:02 PM
7	Danielle Doss	6/24/2024 3:43 PM
8	John Casbarro	2/14/2024 12:20 PM
9	Matt Arellano	2/13/2024 2:40 PM
10	Rachel Taylor	2/13/2024 10:33 AM
11	Pauline D'Oyley	2/13/2024 9:43 AM
12	Nick Green	2/13/2024 6:37 AM
13	Sandra Lozano Barry	2/12/2024 4:05 PM
14	Womesh Saywack	2/12/2024 3:27 PM
#	COMPANY	DATE
1	Namaste	8/22/2024 2:59 PM
2	Feeding South Florida	8/8/2024 7:14 AM
3	Broward Partnership	8/7/2024 8:34 AM
4	Broward Partnership Inc.	8/6/2024 4:51 AM

City of Pompano Beach - Stakeholder Survey

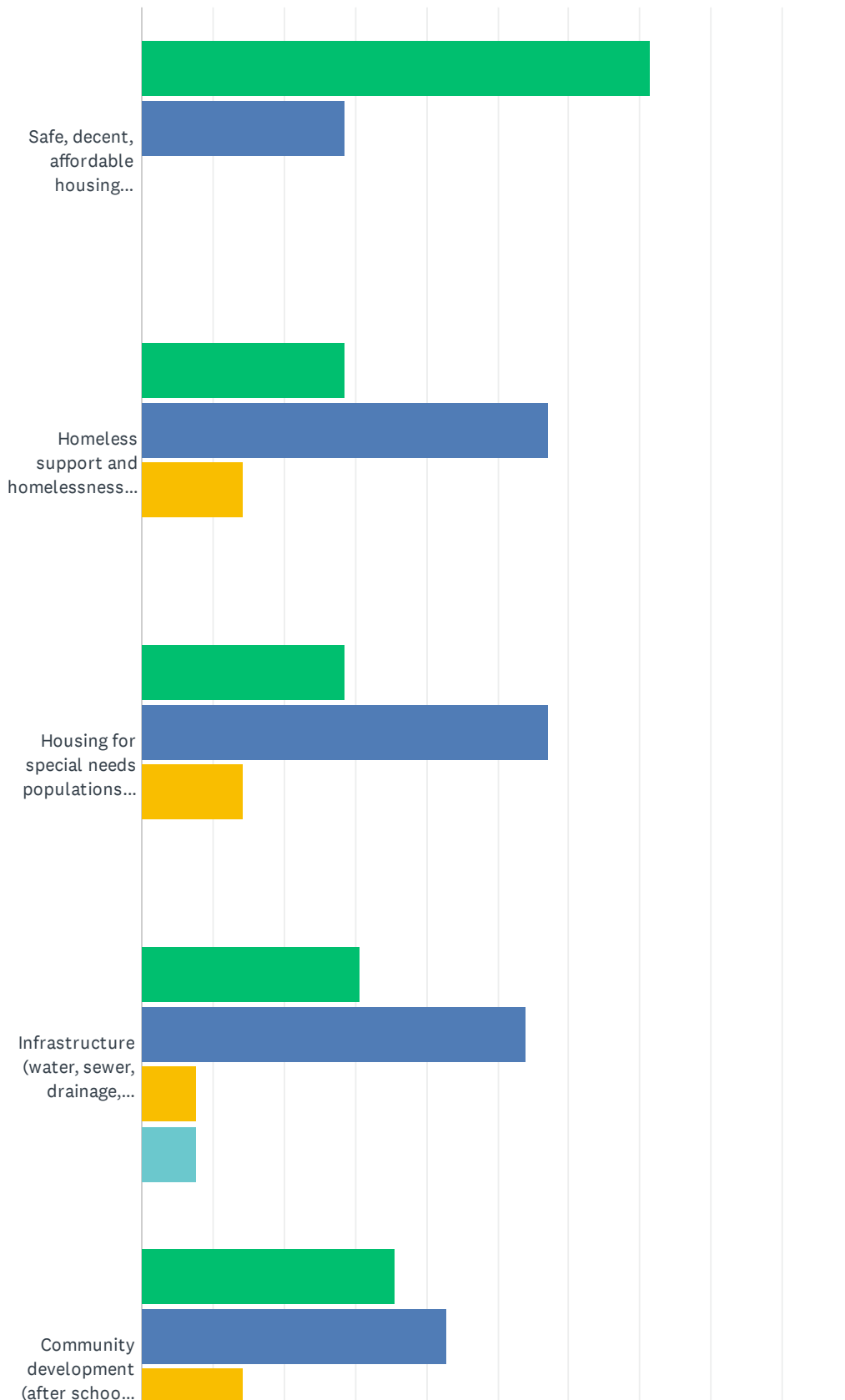
5	Broward Education Foundation, Inc.	8/5/2024 12:18 PM
6	Boys & Girls Clubs of Broward County	7/15/2024 2:02 PM
7	Second Chance Society, Inc.	6/24/2024 3:43 PM
8	Learning for Success, Inc	2/14/2024 12:20 PM
9	Crockett Foundation	2/13/2024 2:40 PM
10	Firewall Centers, Inc.	2/13/2024 10:33 AM
11	The Russell Life Skills and Reading Foundation, Inc. d/b/a Russell Education Foundation	2/13/2024 9:43 AM
12	Broward Partnership	2/13/2024 6:37 AM
13	Light of the World Clinic Inc.	2/12/2024 4:05 PM
14	Dr. Stanley and Pearl Goodman Jewish Family Services, Inc.	2/12/2024 3:27 PM
#	ADDRESS	DATE
	There are no responses.	
#	ADDRESS 2	DATE
	There are no responses.	
#	CITY/TOWN	DATE
	There are no responses.	
#	STATE/PROVINCE	DATE
	There are no responses.	
#	ZIP/POSTAL CODE	DATE
	There are no responses.	
#	COUNTRY	DATE
	There are no responses.	
#	EMAIL ADDRESS	DATE
1	rrajgopal2660@gmail.com	8/22/2024 2:59 PM
2	ldevine@feedingsouthflorida.org	8/8/2024 7:14 AM
3	kconstantin@bphi.org	8/7/2024 8:34 AM
4	fmims@bphi.org	8/6/2024 4:51 AM
5	mari-lee.baxter@browardschools.com	8/5/2024 12:18 PM
6	mattorgan@hotmail.com	7/15/2024 2:02 PM
7	danielle@secondchancesociety.org	6/24/2024 3:43 PM
8	jasbarro@aol.com	2/14/2024 12:20 PM
9	marellano@crockettfoundation.org	2/13/2024 2:40 PM
10	rachel@firewallcenters.org	2/13/2024 10:33 AM
11	pdoyley@russelleducationfoundation.com	2/13/2024 9:43 AM
12	ngreen@bphi.org	2/13/2024 6:37 AM
13	slozano@lightoftheworldclinic.org	2/12/2024 4:05 PM
14	wsaywack@jfsbroward.org	2/12/2024 3:27 PM
#	PHONE NUMBER	DATE
1	5082988541	8/22/2024 2:59 PM

City of Pompano Beach - Stakeholder Survey

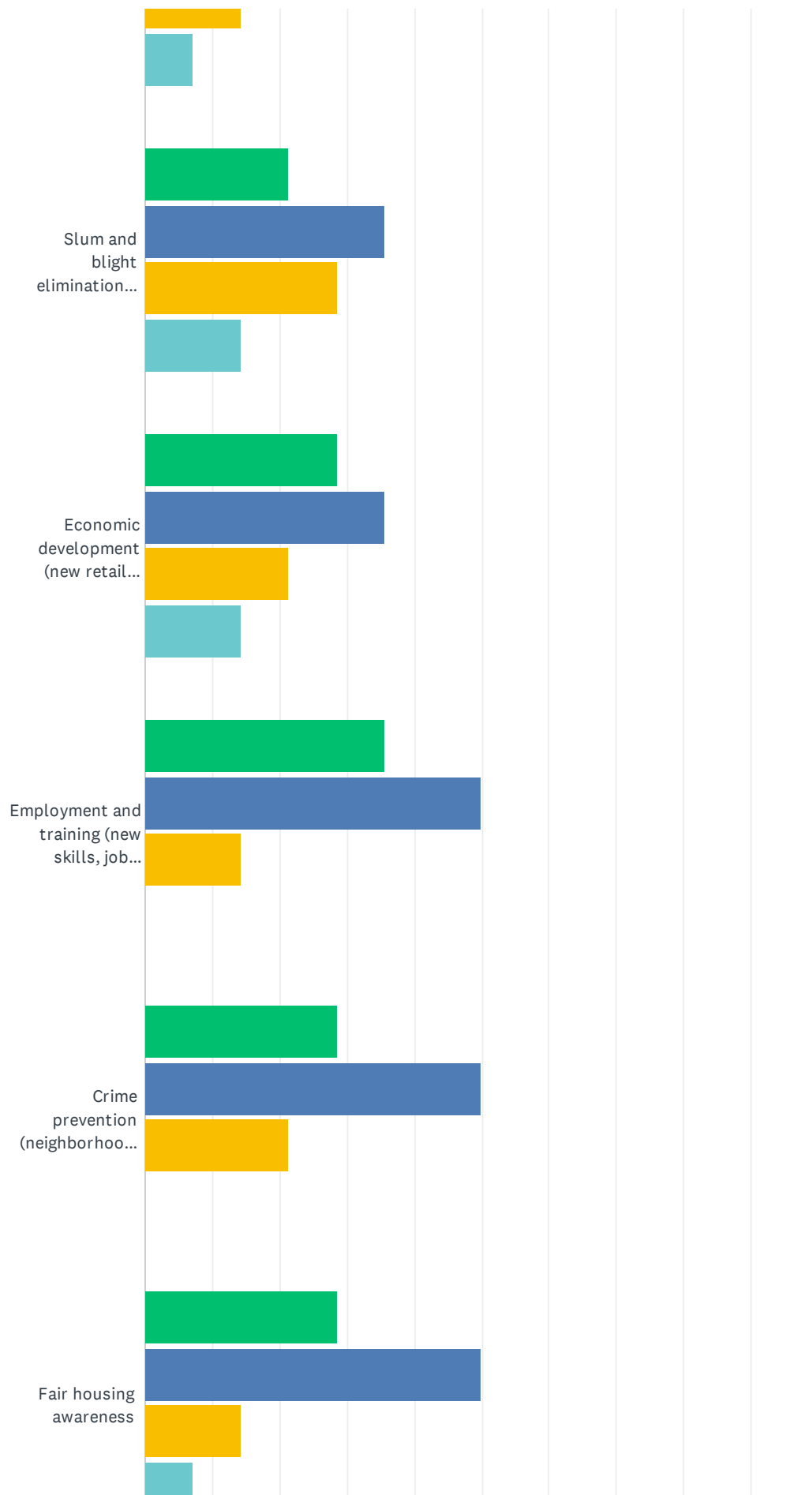
2	9545181818	8/8/2024 7:14 AM
3	9548327068	8/7/2024 8:34 AM
4	7662992238	8/6/2024 4:51 AM
5	9548813279	8/5/2024 12:18 PM
6	9542586541	7/15/2024 2:02 PM
7	9547635999	6/24/2024 3:43 PM
8	17868770334	2/14/2024 12:20 PM
9	954.451.5851	2/13/2024 2:40 PM
10	9542920028	2/13/2024 10:33 AM
11	9545998135	2/13/2024 9:43 AM
12	9547793990	2/13/2024 6:37 AM
13	19545639876	2/12/2024 4:05 PM
14	19545295298	2/12/2024 3:27 PM

Q6 Please rate the importance of the following general community needs.

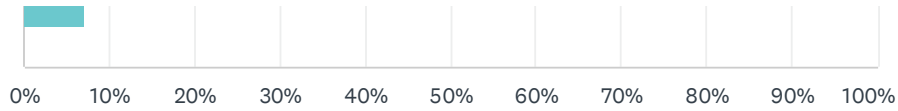
Answered: 14 Skipped: 0



City of Pompano Beach - Stakeholder Survey



City of Pompano Beach - Stakeholder Survey



■ Most Impor...
 ■ Very Import...
 ■ Important
 ■ Less Impor...

	MOST IMPORTANT	VERY IMPORTANT	IMPORTANT	LESS IMPORTANT	TOTAL	WEIGHTED AVERAGE
Safe, decent, affordable housing (new/rehab, owner-occupied rental property, energy efficient, etc.)	71.43% 10	28.57% 4	0.00% 0	0.00% 0	14	1.29
Homeless support and homelessness prevention (outreach, supportive services, counseling)	28.57% 4	57.14% 8	14.29% 2	0.00% 0	14	1.86
Housing for special needs populations (elderly/disabled/persons with HIV/AIDS/victims of domestic abuse)	28.57% 4	57.14% 8	14.29% 2	0.00% 0	14	1.86
Infrastructure (water, sewer, drainage, sidewalks, streets, etc.)	30.77% 4	53.85% 7	7.69% 1	7.69% 1	13	1.92
Community development (after school programs, prevention, community and rec centers, parks, etc.)	35.71% 5	42.86% 6	14.29% 2	7.14% 1	14	1.93
Slum and blight elimination (demolition of dilapidated buildings, code enforcement, redevelopment etc.)	21.43% 3	35.71% 5	28.57% 4	14.29% 2	14	2.36
Economic development (new retail centers, business creation, etc.)	28.57% 4	35.71% 5	21.43% 3	14.29% 2	14	2.21
Employment and training (new skills, job skills, technology, etc.)	35.71% 5	50.00% 7	14.29% 2	0.00% 0	14	1.79
Crime prevention (neighborhood programs to deter crime)	28.57% 4	50.00% 7	21.43% 3	0.00% 0	14	1.93
Fair housing awareness	28.57% 4	50.00% 7	14.29% 2	7.14% 1	14	2.00

Q7 Where are some areas in the city that are most affected by these issues? (geographies of highest need for investment)

Answered: 9 Skipped: 5

ANSWER CHOICES	RESPONSES
Location and Issue	100.00% 9
Location and Issue	66.67% 6
Location and Issue	33.33% 3

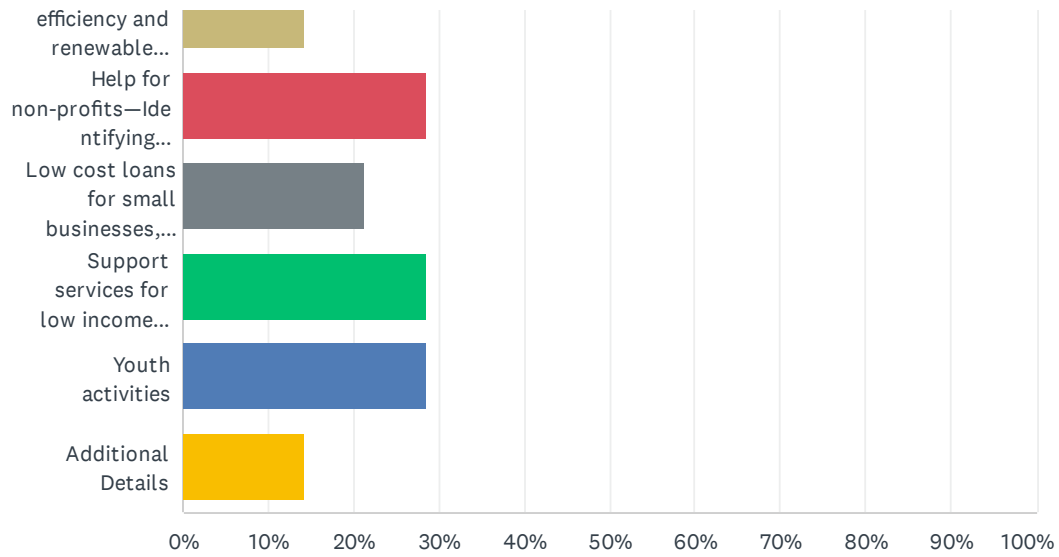
#	LOCATION AND ISSUE	DATE
1	NA	8/22/2024 3:03 PM
2	1700 Blount Road	8/8/2024 9:51 AM
3	Collier City	8/6/2024 5:42 AM
4	Homelessness	8/5/2024 12:24 PM
5	West Pompano Beach by the Boys & Girls Clubs / Homeless	7/15/2024 2:06 PM
6	Fort Lauderdale, employment and housing	6/24/2024 3:47 PM
7	Zip code 33060 -	2/14/2024 12:28 PM
8	Fort Lauderdale - homelessness, lack of affordable housing	2/13/2024 6:44 AM
9	Low income areas - Housing	2/12/2024 3:32 PM

#	LOCATION AND ISSUE	DATE
1	NA	8/22/2024 3:03 PM
2	Blanche Ely	8/6/2024 5:42 AM
3	Crime Prevention	8/5/2024 12:24 PM
4	Pompano Beach, employment and housing	6/24/2024 3:47 PM
5	Zip code 33064	2/14/2024 12:28 PM
6	Pompano Beach - homelessness, lack of affordable housing	2/13/2024 6:44 AM

#	LOCATION AND ISSUE	DATE
1	NA	8/22/2024 3:03 PM
2	North Pompano	8/6/2024 5:42 AM
3	Economic Development	8/5/2024 12:24 PM

Program/Service	Percentage of Respondents
Affordable housing	95%
Job training programs	75%
Access to affordable, efficient and reliable public transit	65%
Access to Internet for low income households	55%
Affordable child care	50%
Access to affordable, efficient and reliable public transit	50%
Help for small/start-up businesses—Business Development Center	40%
Help for small/start-up businesses—Small Business Development Center	35%
Access to parks in certain neighborhoods	30%
Help for small/start-up businesses—Small Business Development Center	30%
Energy efficiency programs	25%
Senior center	20%
Infrastructure for high speed/broadband	15%
Sidewalks	10%
Street lighting	10%
Flood plain or other environmental improvements	10%
Accessibility (ADA) improvements	10%

City of Pompano Beach - Stakeholder Survey



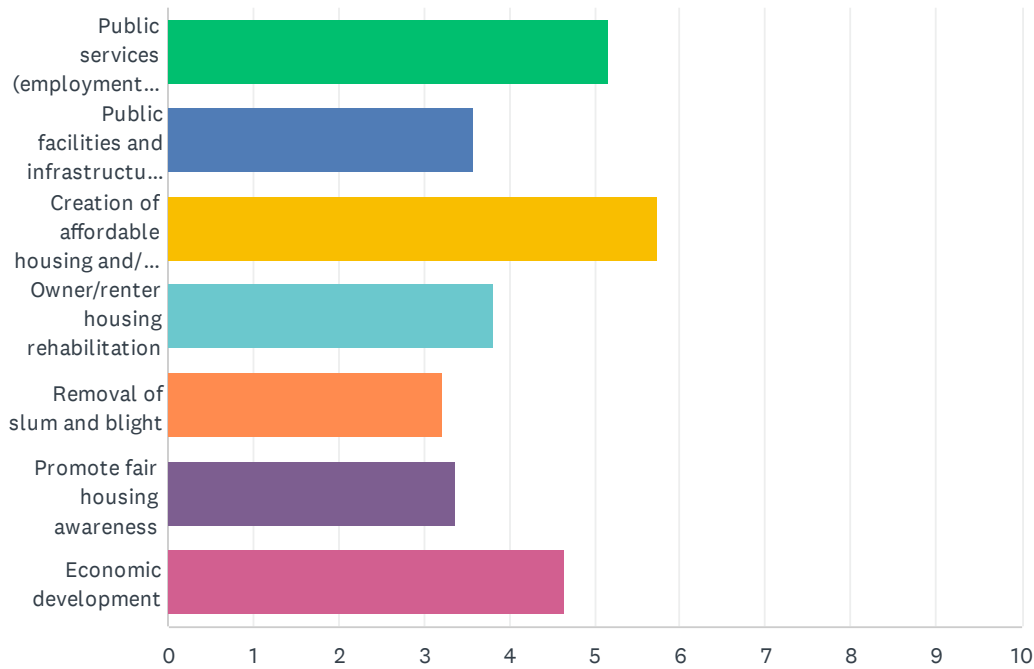
City of Pompano Beach - Stakeholder Survey

ANSWER CHOICES	RESPONSES	
Accessibility (ADA) improvements to public buildings/community amenities (e.g., parks, trails)	0.00%	0
Affordable child care	35.71%	5
Affordable housing	92.86%	13
Flood plain or other environmental hazard mitigation (specify hazards)	0.00%	0
Job training programs	57.14%	8
Infrastructure for high speed/broadband Internet access	7.14%	1
Access to Internet for low income residents	28.57%	4
Parks in certain neighborhoods (specify below)	0.00%	0
Access to affordable, efficient and reliable public transportation for all main neighborhoods	21.43%	3
Access to affordable, efficient and reliable public transportation for persons with disabilities	0.00%	0
Access to affordable, efficient and reliable public transportation for seniors	28.57%	4
Senior center	7.14%	1
Sidewalks	0.00%	0
Street lighting	0.00%	0
Help for small/start-up businesses—Business plan development, entrepreneurship training	14.29%	2
Help for small/start-up businesses —Business skills development (e.g., accounting, software training)	28.57%	4
Help for small/start-up businesses —Market research and competitive intelligence, and internet and social media strategy/search engine optimization	21.43%	3
Energy efficiency and renewable energy services	14.29%	2
Help for non-profits—Identifying loan/grant opportunities	28.57%	4
Low cost loans for small businesses, start-ups, and non-profits	21.43%	3
Support services for low income residents (specify below)	28.57%	4
Youth activities	28.57%	4
Additional Details	14.29%	2
Total Respondents: 14		

#	ADDITIONAL DETAILS	DATE
1	NA	8/22/2024 3:03 PM
2	Resource management	8/8/2024 9:51 AM

Q9 Please rank the following priorities for funding from one (1) to seven (7) in order of importance to the community.(1 being the most important and 7 being the least important)

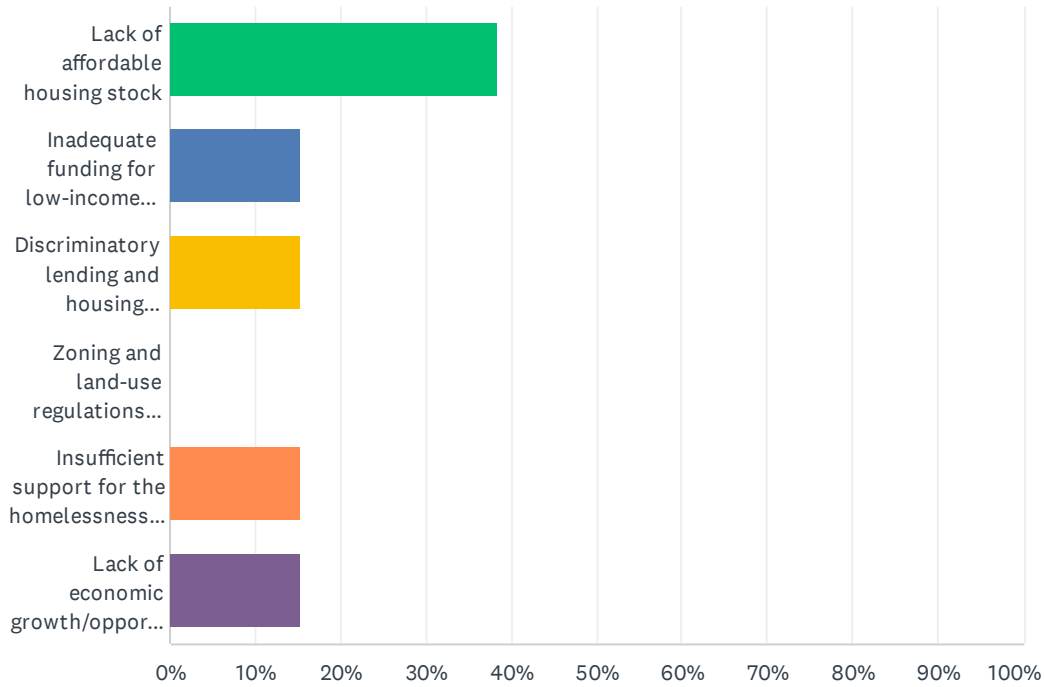
Answered: 14 Skipped: 0



	1	2	3	4	5	6	7	TOTAL	SCORE
Public services (employment training, homeless, elderly, crime, etc.)	41.67% 5	8.33% 1	16.67% 2	16.67% 2	0.00% 0	8.33% 1	8.33% 1	12	5.17
Public facilities and infrastructure improvements	8.33% 1	16.67% 2	8.33% 1	8.33% 1	25.00% 3	16.67% 2	16.67% 2	12	3.58
Creation of affordable housing and/or homebuyer assistance	45.45% 5	18.18% 2	9.09% 1	18.18% 2	9.09% 1	0.00% 0	0.00% 0	11	5.73
Owner/renter housing rehabilitation	0.00% 0	18.18% 2	27.27% 3	18.18% 2	0.00% 0	27.27% 3	9.09% 1	11	3.82
Removal of slum and blight	0.00% 0	23.08% 3	0.00% 0	15.38% 2	23.08% 3	15.38% 2	23.08% 3	13	3.23
Promote fair housing awareness	0.00% 0	7.14% 1	28.57% 4	14.29% 2	14.29% 2	14.29% 2	21.43% 3	14	3.36
Economic development	14.29% 2	21.43% 3	21.43% 3	14.29% 2	21.43% 3	0.00% 0	7.14% 1	14	4.64

Q10 Which of the following do you consider to be the biggest challenge to achieving equitable housing? (Select one)

Answered: 13 Skipped: 1



ANSWER CHOICES	RESPONSES	
Lack of affordable housing stock	38.46%	5
Inadequate funding for low-income housing programs	15.38%	2
Discriminatory lending and housing policies	15.38%	2
Zoning and land-use regulations that limit housing diversity	0.00%	0
Insufficient support for the homelessness prevention programs	15.38%	2
Lack of economic growth/opportunity	15.38%	2
TOTAL		13

Q11 What advice do you have for the City of Pompano Beach to be able to increase the effectiveness of its community development programs?

Answered: 13 Skipped: 1

#	RESPONSES	DATE
1	NA	8/22/2024 3:03 PM
2	Get feedback for local shelters and transient population	8/8/2024 9:51 AM
3	Listen to those who live there.	8/8/2024 7:19 AM
4	JOBS/HOUSING	8/6/2024 5:42 AM
5	n/a	8/5/2024 12:24 PM
6	Consult with reputable Non-Profits in the City for their guidance	7/15/2024 2:06 PM
7	Continue to provide opportunities for community feedback and engagement.	6/24/2024 3:47 PM
8	More funding, higher priority	2/14/2024 12:28 PM
9	Deal with programs that directly reach the community	2/13/2024 2:44 PM
10	The City of Pompano Beach has been a huge supporter of our efforts. They are easy to work with and the staff makes every effort to ensure that the residents are being served.	2/13/2024 10:37 AM
11	Hold town hall meetings in churches.	2/13/2024 9:45 AM
12	increase economic opportunities for vulnerable populations	2/13/2024 6:44 AM
13	Partner with more Organizations	2/12/2024 3:32 PM

Q12 What advice do you have for the City of Pompano Beach to be able to increase the effectiveness of its housing programs?

Answered: 13 Skipped: 1

#	RESPONSES	DATE
1	NA	8/22/2024 3:03 PM
2	Resource development	8/8/2024 9:51 AM
3	Look to other cities and see what they are doing.	8/8/2024 7:19 AM
4	Listen to the people.	8/6/2024 5:42 AM
5	Every city has the toilet rebate program but Pompano.	8/5/2024 12:24 PM
6	N/A	7/15/2024 2:06 PM
7	None at this time.	6/24/2024 3:47 PM
8	Better community education of the opportunities	2/14/2024 12:28 PM
9	Create more affordable housing units and educate the public on its availability	2/13/2024 2:44 PM
10	N/A	2/13/2024 10:37 AM
11	Seek out young leaders along with older leaders to go into the communities along with elective officials to meet with and spread the word. Again, churches are good meeting place.	2/13/2024 9:45 AM
12	Identify landlords willing to rent to vulnerable populations	2/13/2024 6:44 AM
13	Partner with more Organizations	2/12/2024 3:32 PM

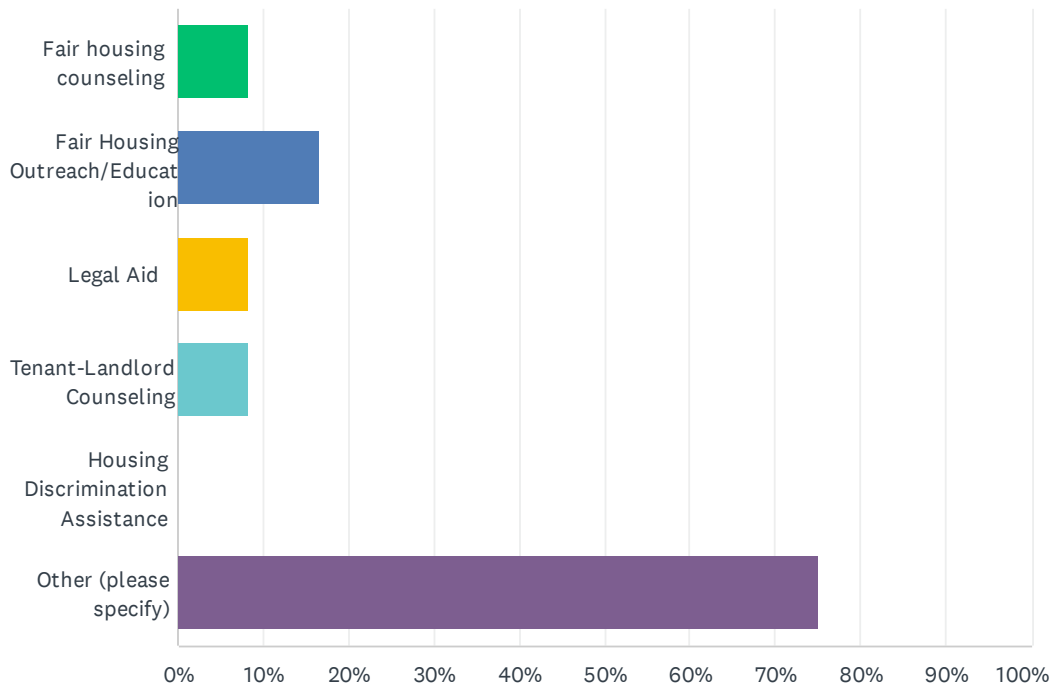
Q13 Please expand on your insights and feedback as it relates to the community needs and priorities that are eligible under this program.

Answered: 7 Skipped: 7

#	RESPONSES	DATE
1	Again, listen to the people and the needs of the community.	8/6/2024 5:42 AM
2	n/a	8/5/2024 12:24 PM
3	Additional support for the Non - Profits that have direct measurables and impacting the city in a positive way	7/15/2024 2:06 PM
4	Housing, employment, and economic development are the foundation for thriving families and communities.	6/24/2024 3:47 PM
5	The City of Pompano Beach has done a great job in informing and connecting the community to available opportunities	2/13/2024 2:44 PM
6	In many communities, when the church is involved, you do get some results.	2/13/2024 9:45 AM
7	Small organizations - Not for Profits - Have more reach than the city.	2/12/2024 3:32 PM

Q14 What fair housing services do you provide? (select all that apply)

Answered: 12 Skipped: 2



ANSWER CHOICES	RESPONSES
Fair housing counseling	8.33% 1
Fair Housing Outreach/Education	16.67% 2
Legal Aid	8.33% 1
Tenant-Landlord Counseling	8.33% 1
Housing Discrimination Assistance	0.00% 0
Other (please specify)	75.00% 9
Total Respondents: 12	

#	OTHER (PLEASE SPECIFY)	DATE
1	NA	8/22/2024 3:04 PM
2	Shelter programs	8/8/2024 9:53 AM
3	N/A	8/8/2024 7:19 AM
4	Shelter	8/6/2024 5:44 AM
5	Education	8/5/2024 12:25 PM
6	N/A	7/15/2024 2:07 PM
7	None	6/24/2024 3:48 PM
8	none - we work with elementary children. However, if you have information, we will pass on the	2/13/2024 9:53 AM

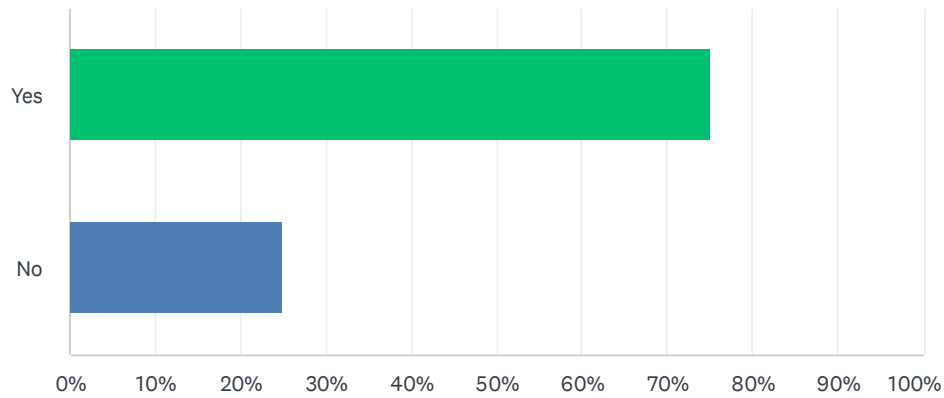
City of Pompano Beach - Stakeholder Survey

families.

9	N/A	2/12/2024 4:11 PM
---	-----	-------------------

Q15 Do you believe housing discrimination exists in your service area?

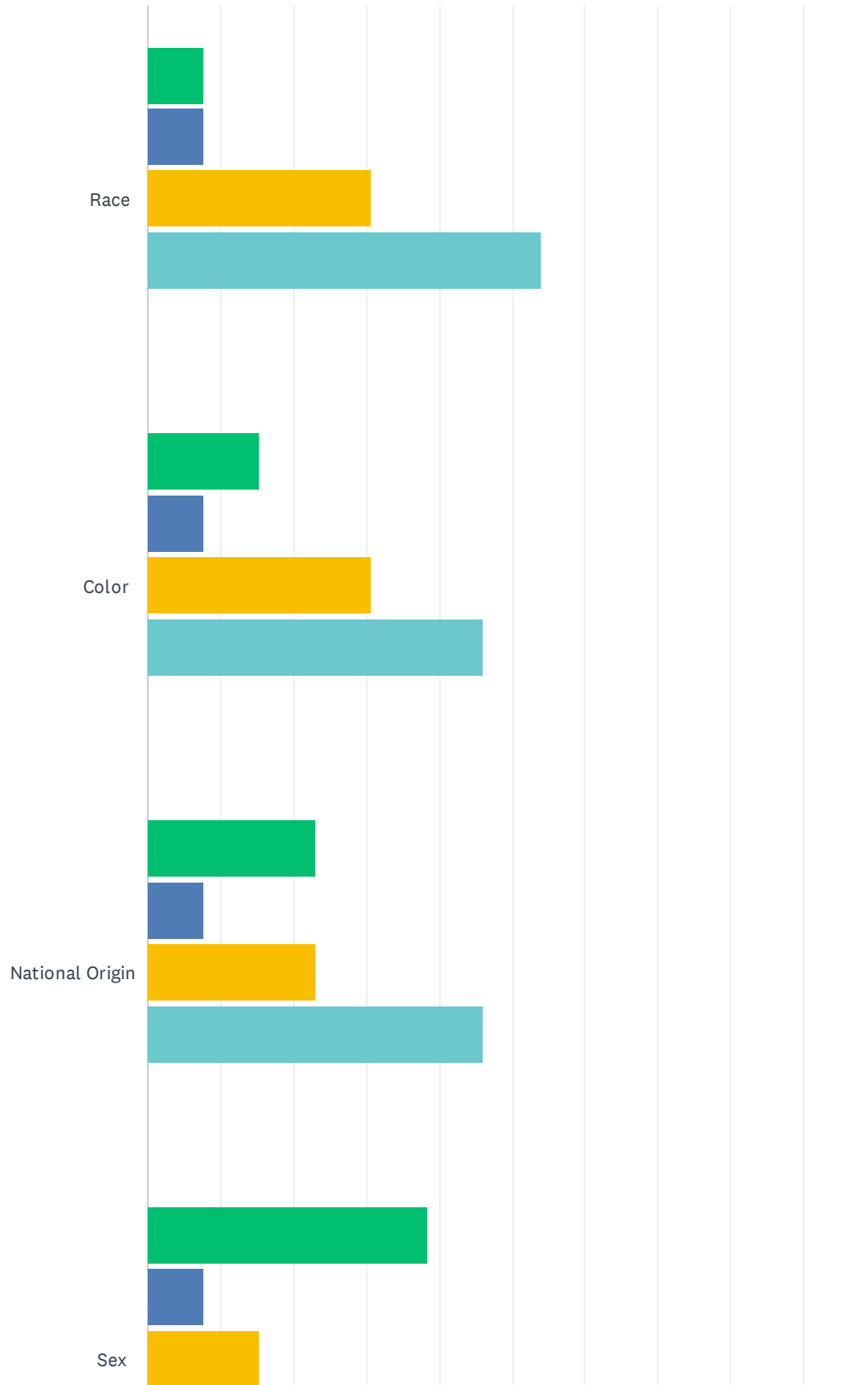
Answered: 12 Skipped: 2



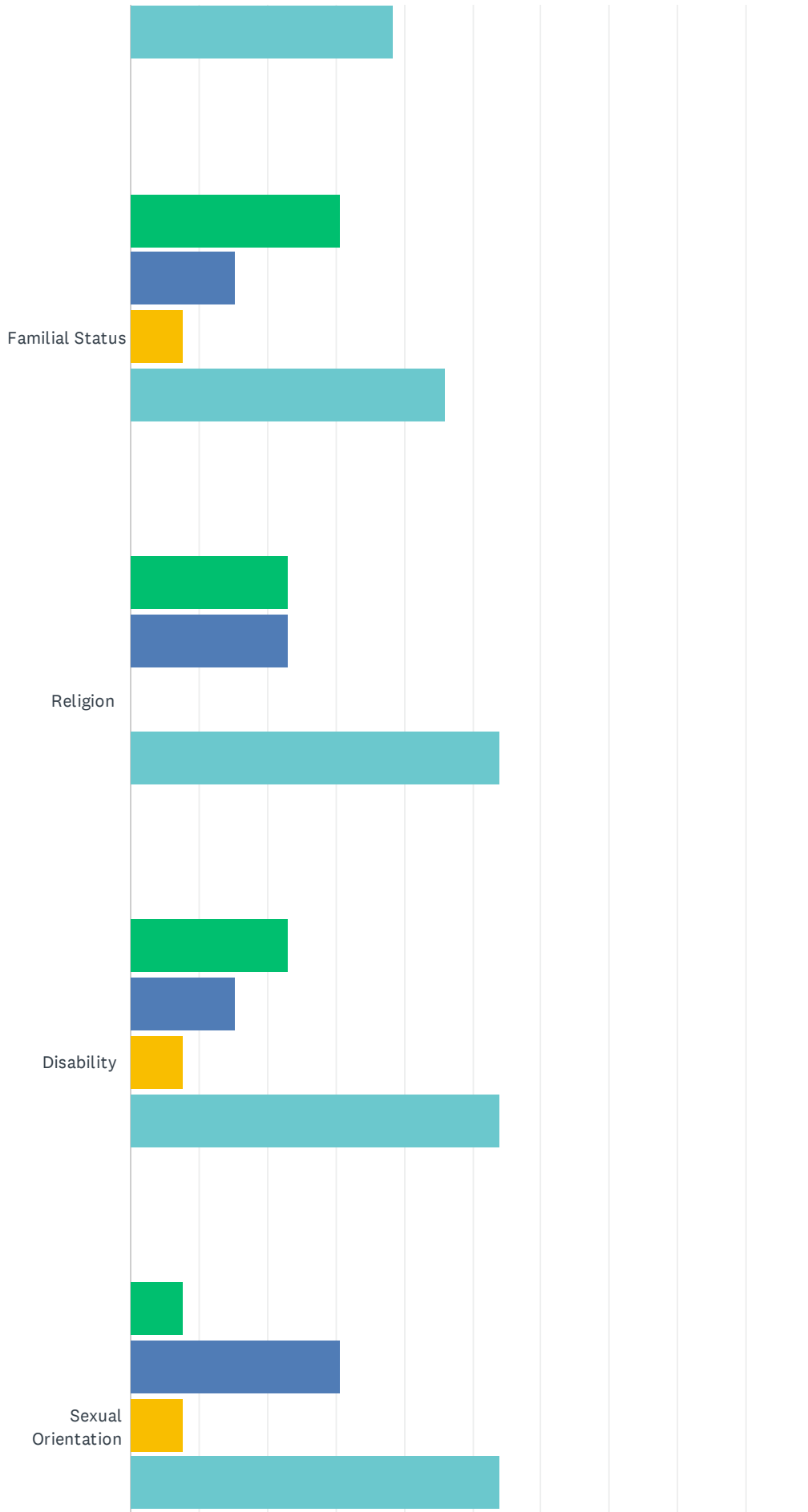
ANSWER CHOICES	RESPONSES	
Yes	75.00%	9
No	25.00%	3
TOTAL		12

Q16 Please rate the following types of housing discrimination based on how common you think they occur in your community.

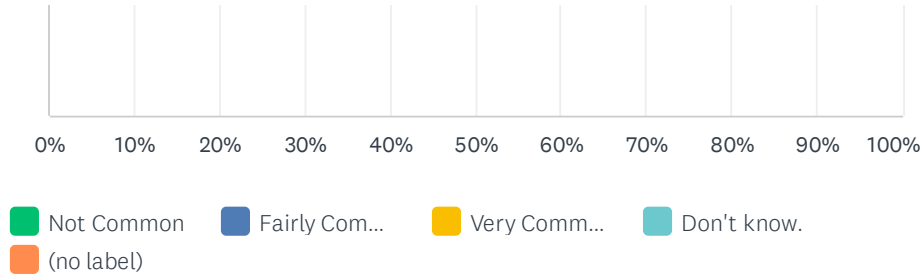
Answered: 13 Skipped: 1



City of Pompano Beach - Stakeholder Survey



City of Pompano Beach - Stakeholder Survey



	NOT COMMON	FAIRLY COMMON	VERY COMMON	DON'T KNOW.	(NO LABEL)	TOTAL	WEIGHTED AVERAGE
Race	7.69% 1	7.69% 1	30.77% 4	53.85% 7	0.00% 0	13	3.31
Color	15.38% 2	7.69% 1	30.77% 4	46.15% 6	0.00% 0	13	3.08
National Origin	23.08% 3	7.69% 1	23.08% 3	46.15% 6	0.00% 0	13	2.92
Sex	38.46% 5	7.69% 1	15.38% 2	38.46% 5	0.00% 0	13	2.54
Familial Status	30.77% 4	15.38% 2	7.69% 1	46.15% 6	0.00% 0	13	2.69
Religion	23.08% 3	23.08% 3	0.00% 0	53.85% 7	0.00% 0	13	2.85
Disability	23.08% 3	15.38% 2	7.69% 1	53.85% 7	0.00% 0	13	2.92
Sexual Orientation	7.69% 1	30.77% 4	7.69% 1	53.85% 7	0.00% 0	13	3.08

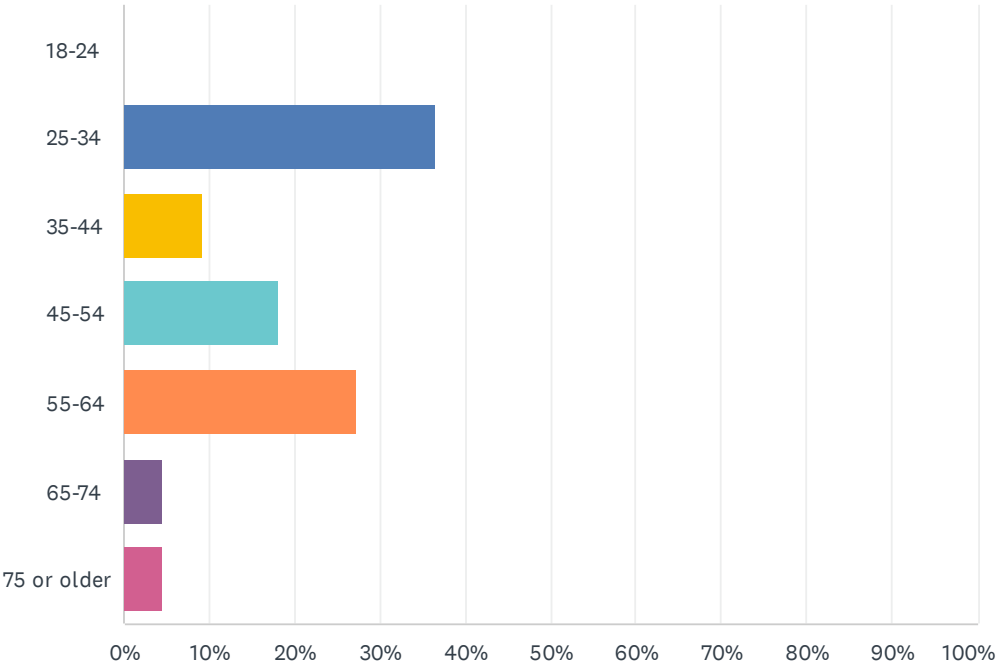
Q17 Please provide any additional information you would like to share related to fair housing discrimination in our City.

Answered: 3 Skipped: 11

#	RESPONSES	DATE
1	n/a	8/5/2024 12:25 PM
2	N/A	7/15/2024 2:07 PM
3	No additional feedback at this time.	6/24/2024 3:48 PM

Q1 What is your age?

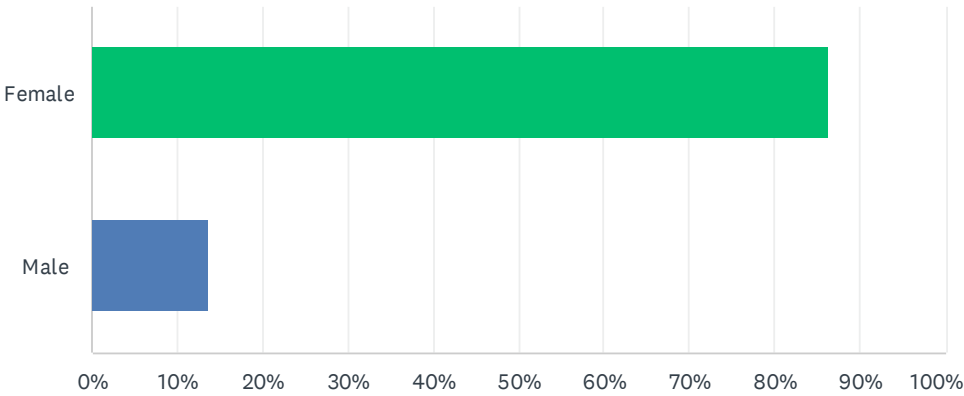
Answered: 22 Skipped: 0



ANSWER CHOICES	RESPONSES	
18-24	0.00%	0
25-34	36.36%	8
35-44	9.09%	2
45-54	18.18%	4
55-64	27.27%	6
65-74	4.55%	1
75 or older	4.55%	1
TOTAL		22

Q2 What is your gender?

Answered: 22 Skipped: 0

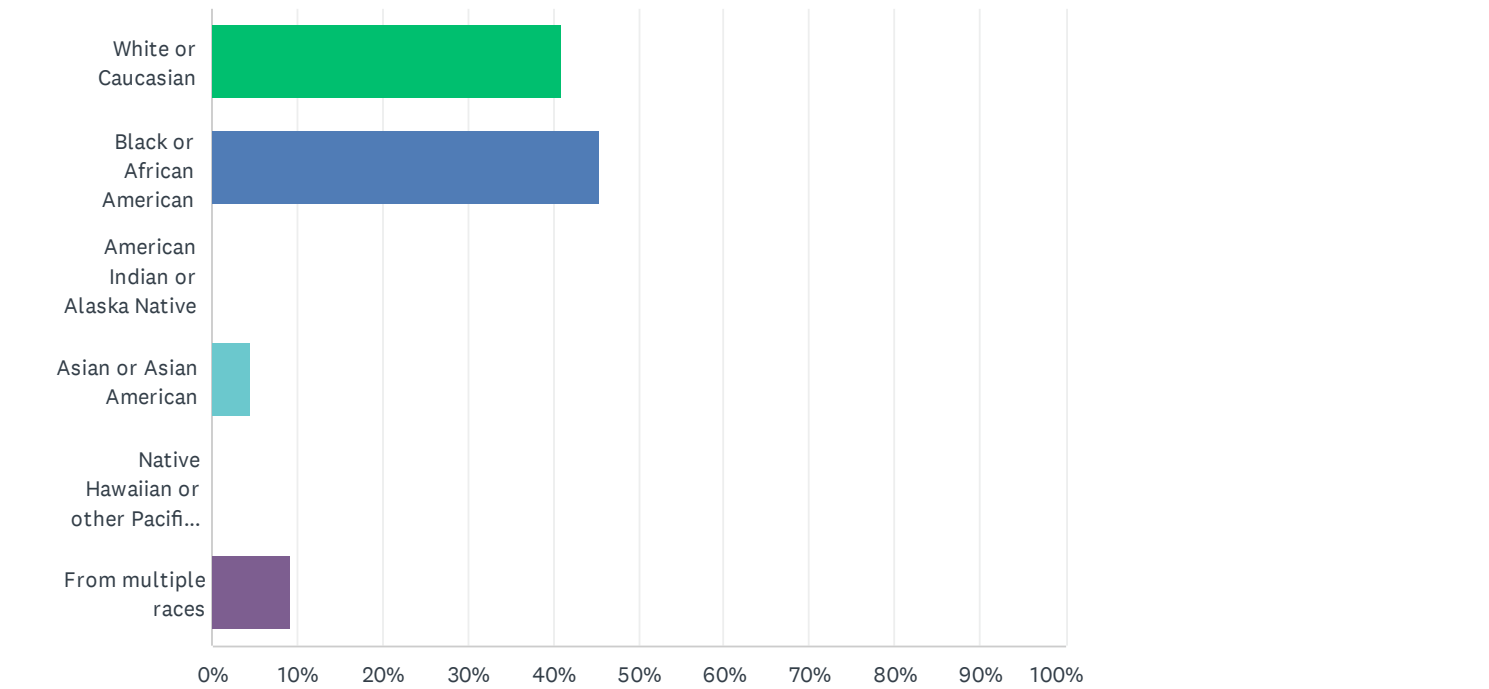


ANSWER CHOICES	RESPONSES	
Female	86.36%	19
Male	13.64%	3
TOTAL		22

#	OTHER (PLEASE SPECIFY)	DATE
	There are no responses.	

Q3 What is your race?

Answered: 22 Skipped: 0

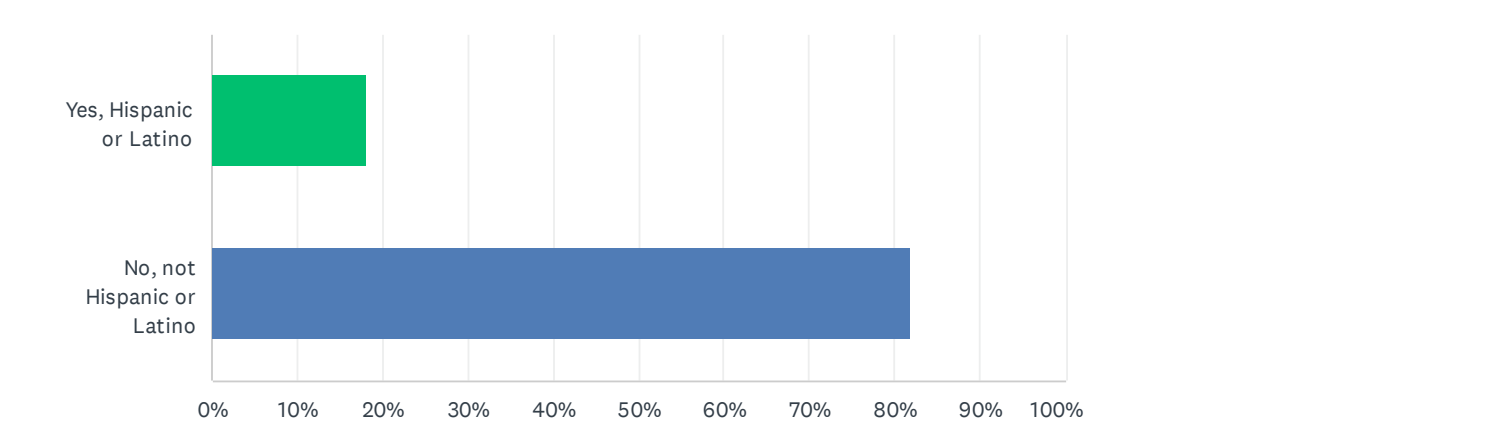


ANSWER CHOICES		RESPONSES	
White or Caucasian		40.91%	9
Black or African American		45.45%	10
American Indian or Alaska Native		0.00%	0
Asian or Asian American		4.55%	1
Native Hawaiian or other Pacific Islander		0.00%	0
From multiple races		9.09%	2
TOTAL			22

#	FROM MULTIPLE RACES	DATE
1	South Asian, Hispanic	5/28/2025 12:15 PM
2	Carribean & korean	11/6/2024 9:50 AM

Q4 Are you of Hispanic or Latino origin or decent?

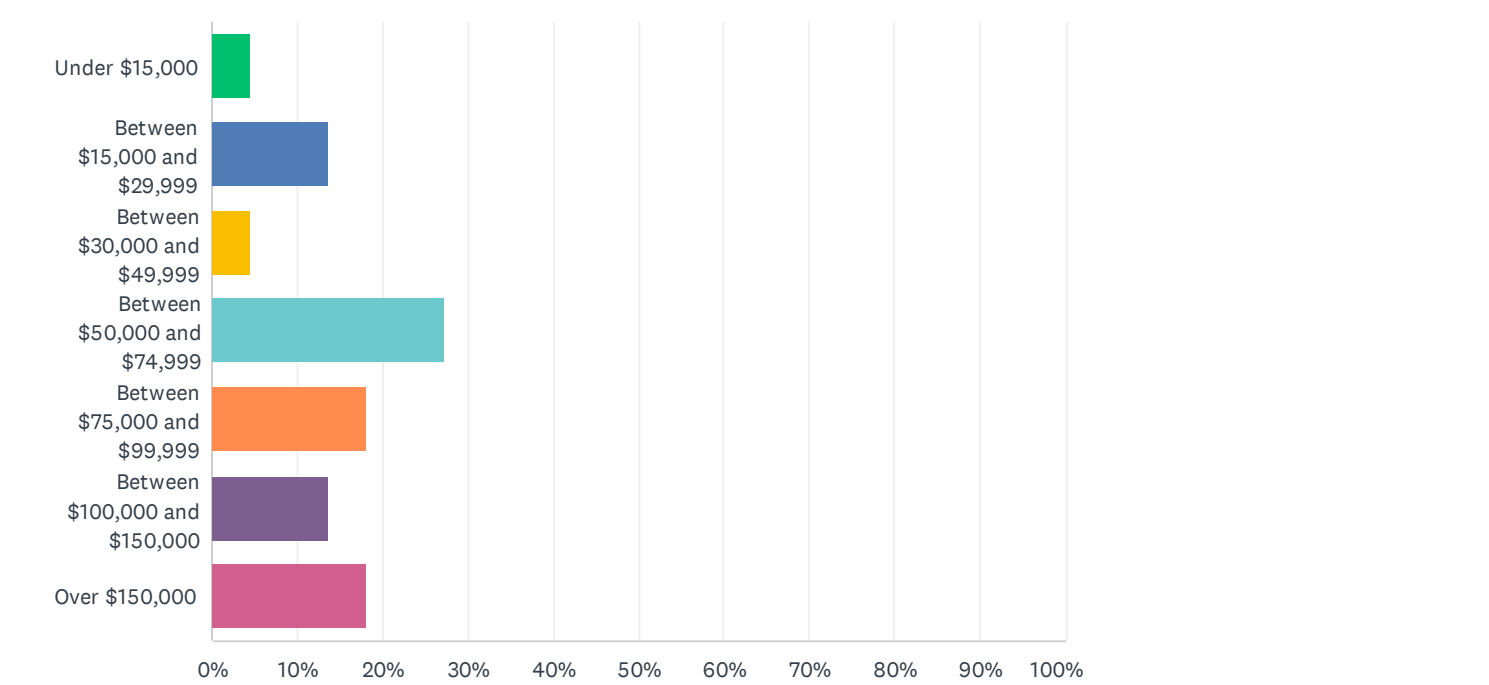
Answered: 22 Skipped: 0



ANSWER CHOICES	RESPONSES	
Yes, Hispanic or Latino	18.18%	4
No, not Hispanic or Latino	81.82%	18
TOTAL		22

Q5 What is your average household income?

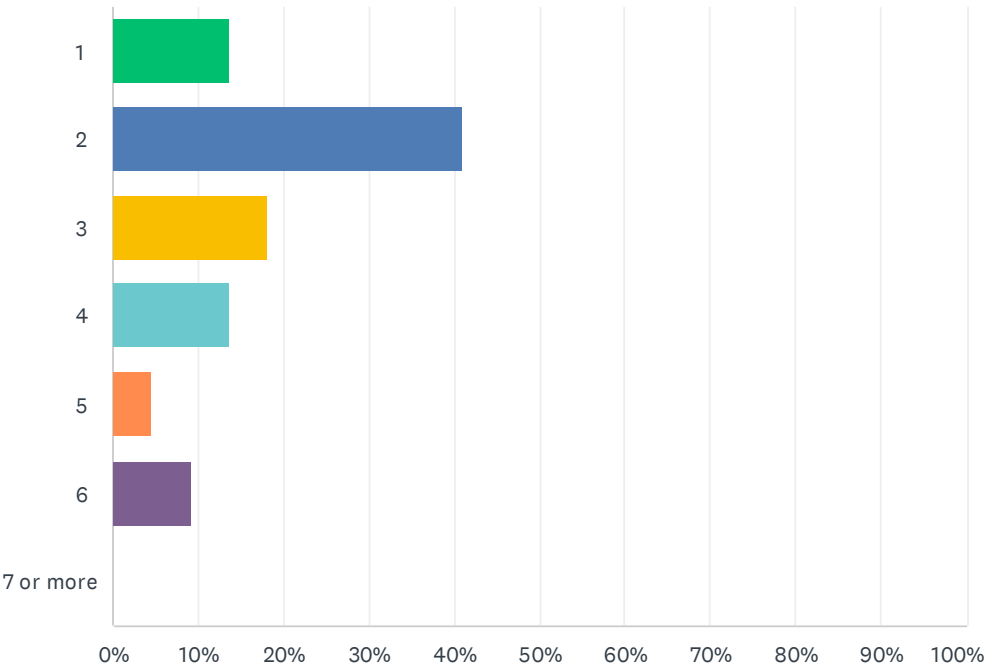
Answered: 22 Skipped: 0



ANSWER CHOICES	RESPONSES	
Under \$15,000	4.55%	1
Between \$15,000 and \$29,999	13.64%	3
Between \$30,000 and \$49,999	4.55%	1
Between \$50,000 and \$74,999	27.27%	6
Between \$75,000 and \$99,999	18.18%	4
Between \$100,000 and \$150,000	13.64%	3
Over \$150,000	18.18%	4
TOTAL		22

Q6 How many people currently live in your household?

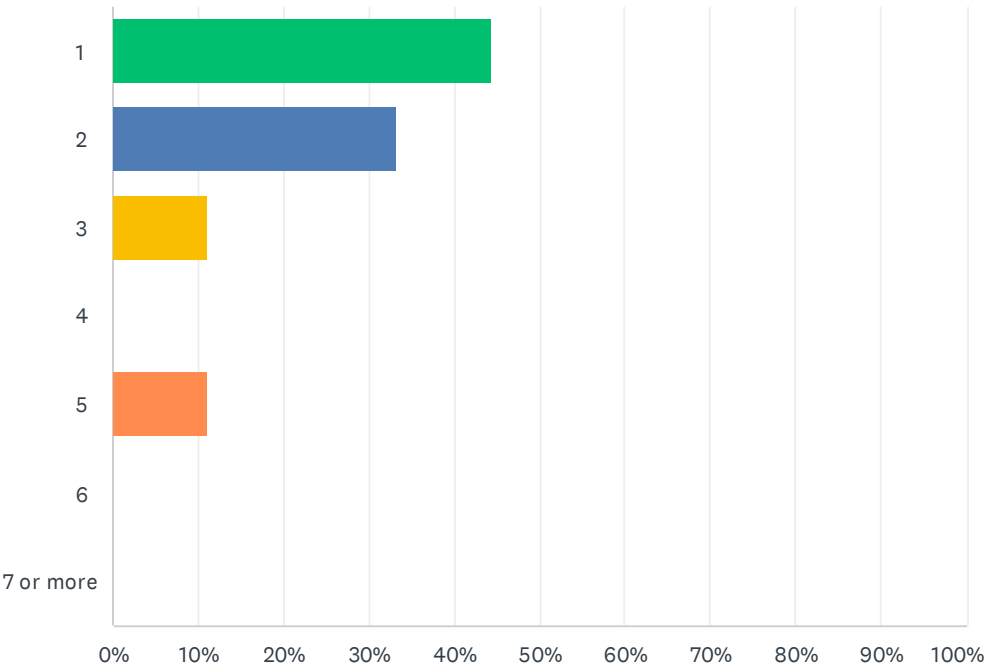
Answered: 22 Skipped: 0



ANSWER CHOICES	RESPONSES	
1	13.64%	3
2	40.91%	9
3	18.18%	4
4	13.64%	3
5	4.55%	1
6	9.09%	2
7 or more	0.00%	0
TOTAL		22

Q7 How many children under the age of 18 currently live in your household?

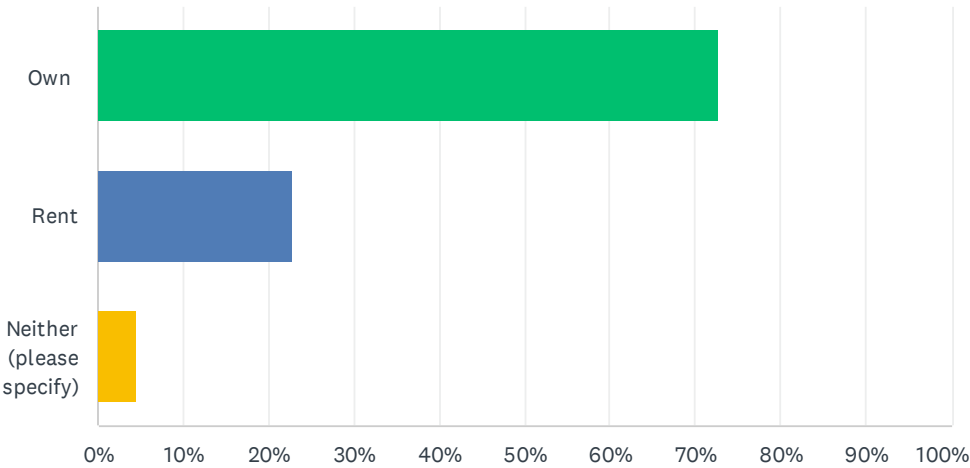
Answered: 9 Skipped: 13



ANSWER CHOICES	RESPONSES	
1	44.44%	4
2	33.33%	3
3	11.11%	1
4	0.00%	0
5	11.11%	1
6	0.00%	0
7 or more	0.00%	0
TOTAL		9

Q8 Do you rent or own your home?

Answered: 22 Skipped: 0

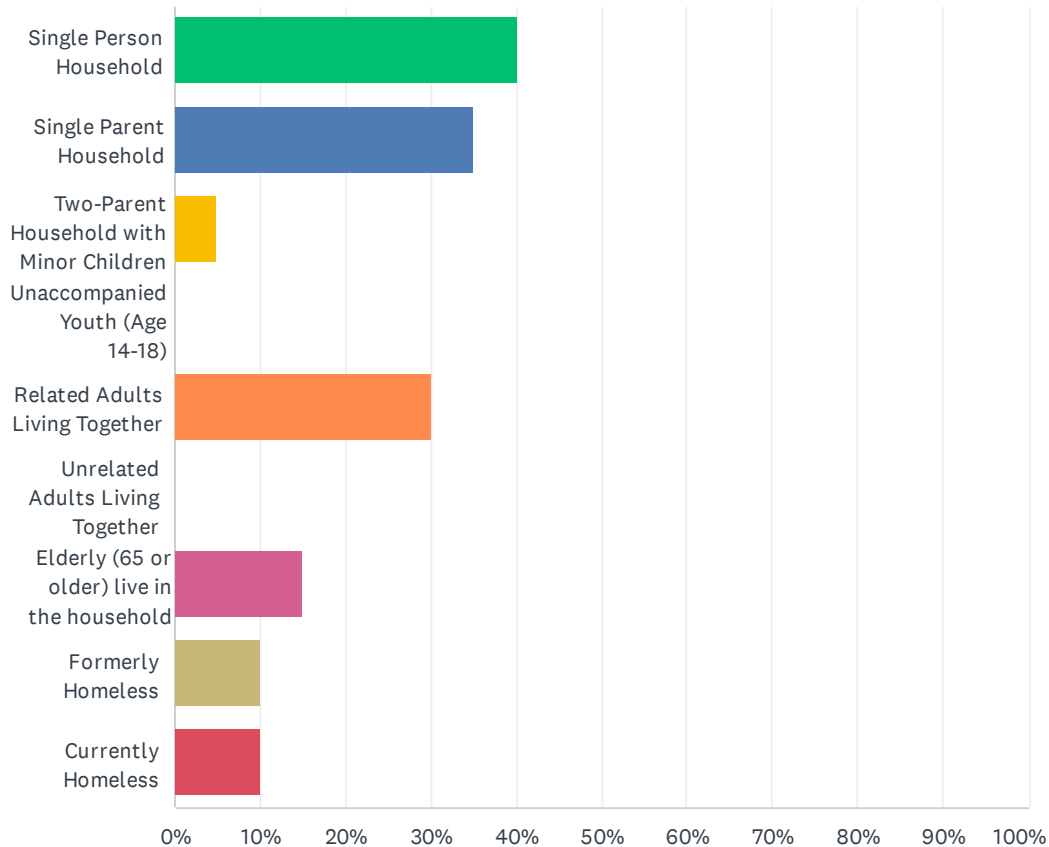


ANSWER CHOICES		RESPONSES
Own		72.73% 16
Rent		22.73% 5
Neither (please specify)		4.55% 1
TOTAL		22

#	NEITHER (PLEASE SPECIFY)	DATE
1	I'm homeless	3/17/2024 10:44 AM

Q9 Please select any of the following that apply to your household. You may select more than one.

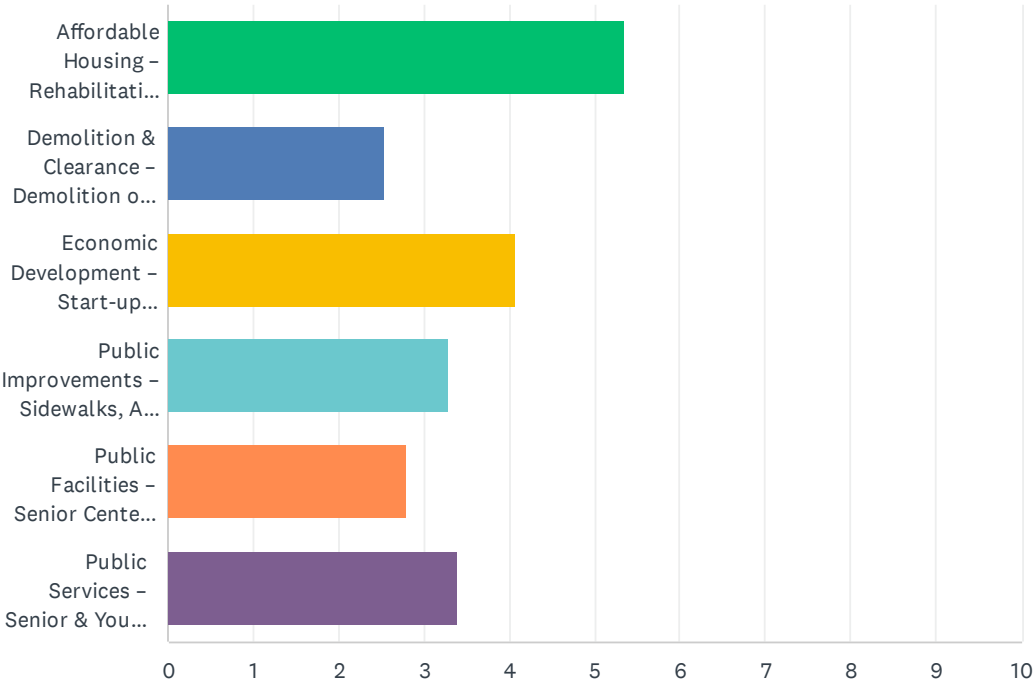
Answered: 20 Skipped: 2



ANSWER CHOICES	RESPONSES	
Single Person Household	40.00%	8
Single Parent Household	35.00%	7
Two-Parent Household with Minor Children	5.00%	1
Unaccompanied Youth (Age 14-18)	0.00%	0
Related Adults Living Together	30.00%	6
Unrelated Adults Living Together	0.00%	0
Elderly (65 or older) live in the household	15.00%	3
Formerly Homeless	10.00%	2
Currently Homeless	10.00%	2
Total Respondents: 20		

Q10 Community PrioritiesPlease rank the following in order of priority for Pompano Beach(1 = Highest Need and 6 = Lowest Need).

Answered: 17 Skipped: 5

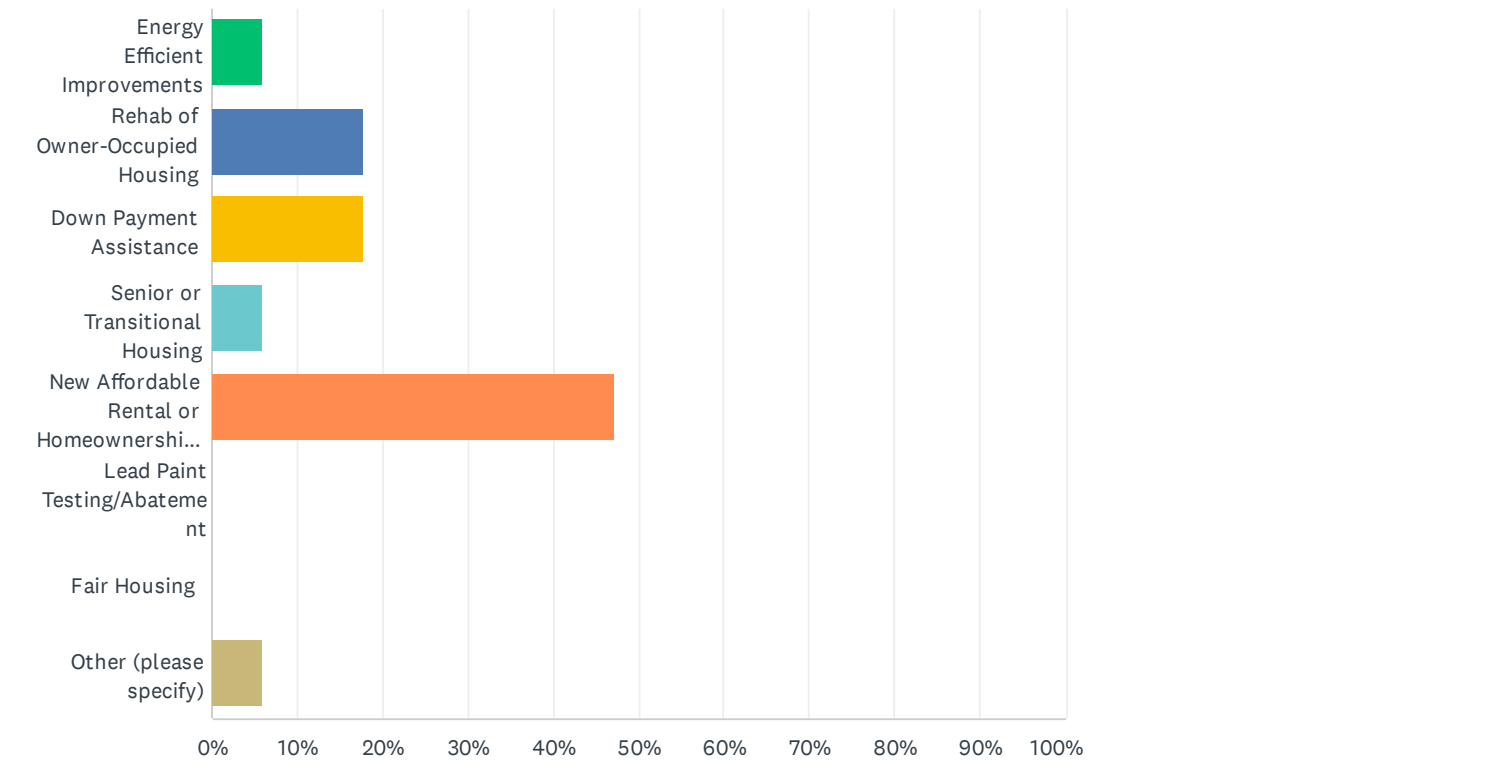


The City of Pompano Beach Survey: Community & Fair Housing

	1	2	3	4	5	6	TOTAL	SCORE
Affordable Housing – Rehabilitation of Owner-Occupied Housing; Transitional Housing; Housing for Disabled; New Affordable Single or Multi-Family Housing; Affordable Rental Housing; Lead-based Paint Test/Abatement; Energy Efficient Improvements; Down Payment Assistance; Senior Housing	78.57% 11	0.00% 0	0.00% 0	21.43% 3	0.00% 0	0.00% 0	14	5.36
Demolition & Clearance – Demolition of Dilapidated Housing; Debris Removal; Code Enforcement; Cleanup of Abandoned Lots	7.69% 1	0.00% 0	30.77% 4	7.69% 1	7.69% 1	46.15% 6	13	2.54
Economic Development – Start-up Business Assistance; Small Business Loans; Job Creation/Retention; Employment Training; Façade Improvement; Business Mentoring	6.67% 1	40.00% 6	20.00% 3	20.00% 3	13.33% 2	0.00% 0	15	4.07
Public Improvements – Sidewalks, ADA Ramps, Water and/or Sewer Line, Storm Water Drainage, Street Paving, Street Lighting, Trails	7.14% 1	7.14% 1	28.57% 4	28.57% 4	21.43% 3	7.14% 1	14	3.29
Public Facilities – Senior Centers; Youth Centers; Child Care Centers; Parks and Recreational Facilities; Health Care Facilities; Community Centers; Fire Stations and Equipment	0.00% 0	26.67% 4	13.33% 2	6.67% 1	20.00% 3	33.33% 5	15	2.80
Public Services – Senior & Youth Activities, Child Care Services, Transportation Services; Anti-Crime Programs; Fair Housing; Health Services; Mental Health Services; Legal Services, Domestic Violence Services; Substance Abuse Services; Homeless Shelters & Services; HIV/AIDS Centers Services; Neglected/Abused Children Services; Services for the Disabled; Accessibility Improvements	13.33% 2	20.00% 3	13.33% 2	13.33% 2	26.67% 4	13.33% 2	15	3.40

Q11 Affordable HousingWhich type of project would you recommend be funded using grant funds? Select only one.

Answered: 17 Skipped: 5

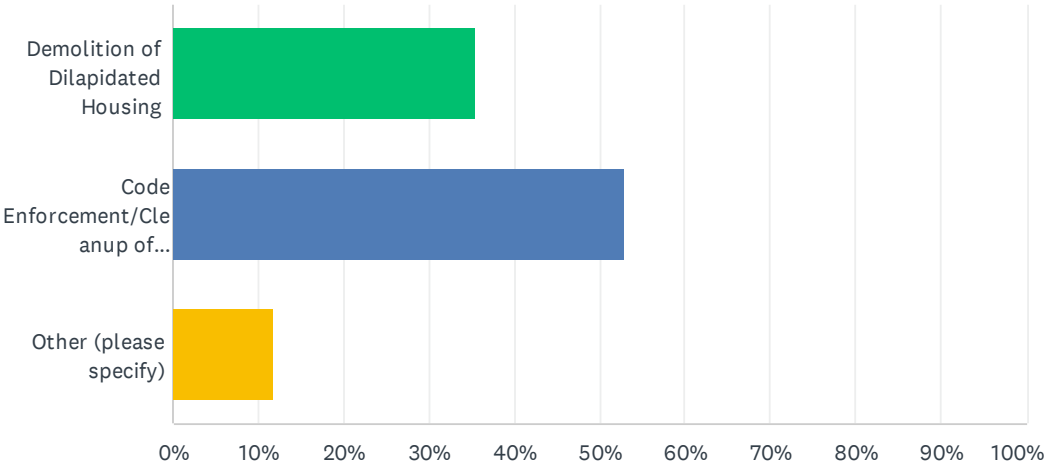


ANSWER CHOICES		RESPONSES	
Energy Efficient Improvements		5.88%	1
Rehab of Owner-Occupied Housing		17.65%	3
Down Payment Assistance		17.65%	3
Senior or Transitional Housing		5.88%	1
New Affordable Rental or Homeownership Housing		47.06%	8
Lead Paint Testing/Abatement		0.00%	0
Fair Housing		0.00%	0
Other (please specify)		5.88%	1
TOTAL			17

#	OTHER (PLEASE SPECIFY)	DATE
1	Home remodeling/expand smaller home for low income/ landscaping grant to beautify eyesores	11/6/2024 2:16 PM

Q12 Demolition & ClearanceWhich type of project would you recommend be funded using grant funds? Select only one.

Answered: 17 Skipped: 5

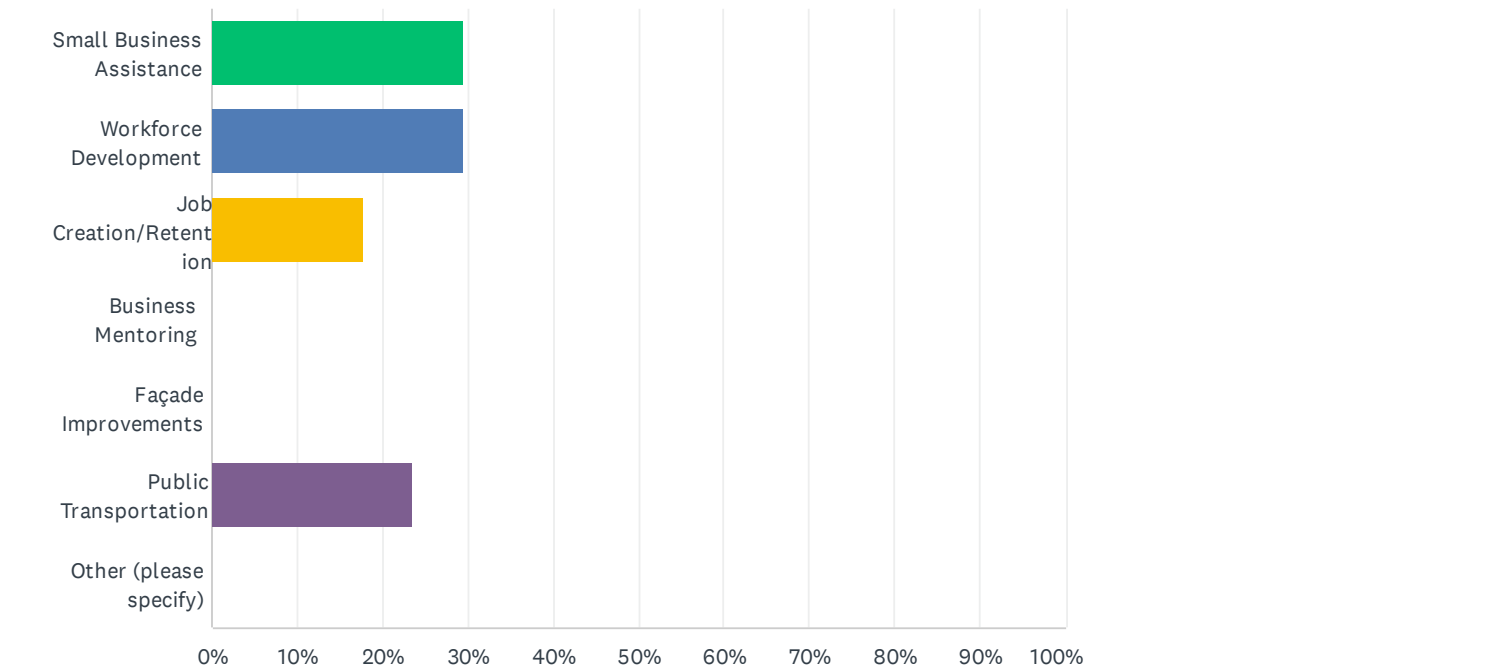


ANSWER CHOICES	RESPONSES	
Demolition of Dilapidated Housing	35.29%	6
Code Enforcement/Cleanup of Abandoned Lots	52.94%	9
Other (please specify)	11.76%	2
TOTAL		17

#	OTHER (PLEASE SPECIFY)	DATE
1	debris removal	7/8/2024 9:19 PM
2	Converting empty or dilapidated buildings into affordable housing	3/17/2024 10:52 AM

Q13 Economic DevelopmentWhich type of project would you recommend be funded using grant funds? Select only one.

Answered: 17 Skipped: 5

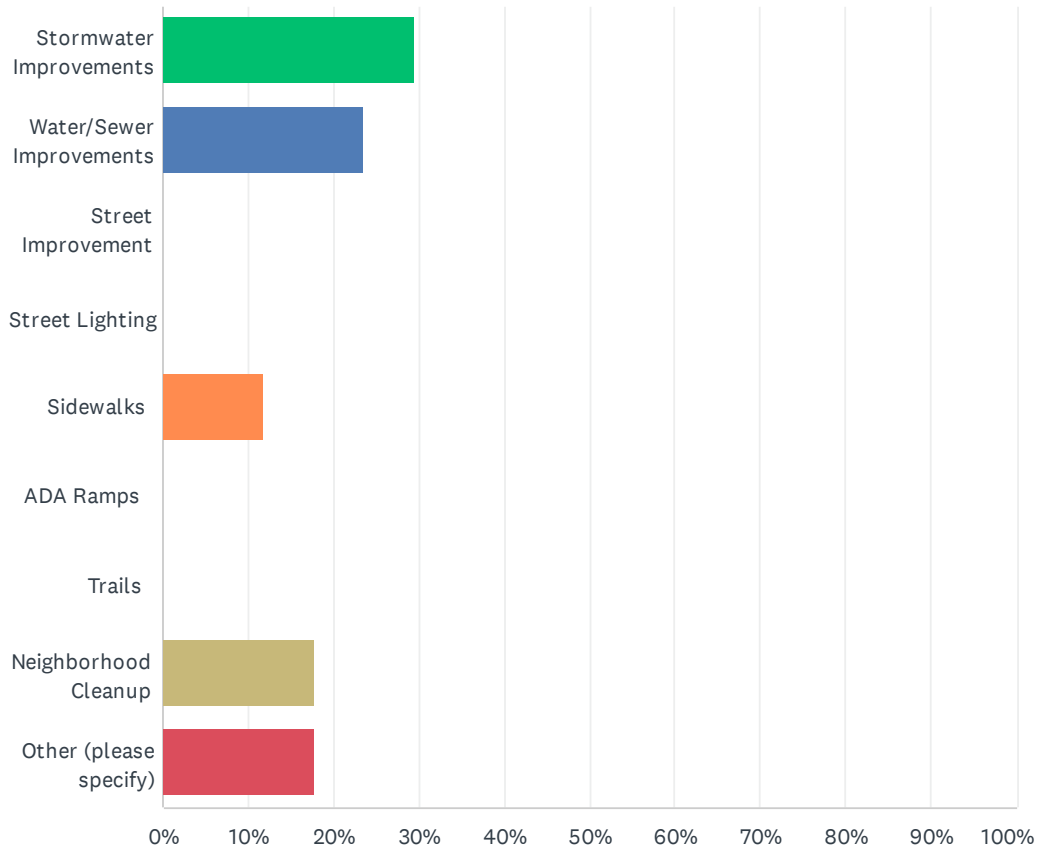


ANSWER CHOICES	RESPONSES	
Small Business Assistance	29.41%	5
Workforce Development	29.41%	5
Job Creation/Retention	17.65%	3
Business Mentoring	0.00%	0
Façade Improvements	0.00%	0
Public Transportation	23.53%	4
Other (please specify)	0.00%	0
TOTAL		17

#	OTHER (PLEASE SPECIFY)	DATE
	There are no responses.	

Q14 Public Improvements Which type of project would you recommend be funded using grant funds? Select only one.

Answered: 17 Skipped: 5



ANSWER CHOICES	RESPONSES	
Stormwater Improvements	29.41%	5
Water/Sewer Improvements	23.53%	4
Street Improvement	0.00%	0
Street Lighting	0.00%	0
Sidewalks	11.76%	2
ADA Ramps	0.00%	0
Trails	0.00%	0
Neighborhood Cleanup	17.65%	3
Other (please specify)	17.65%	3
TOTAL		17

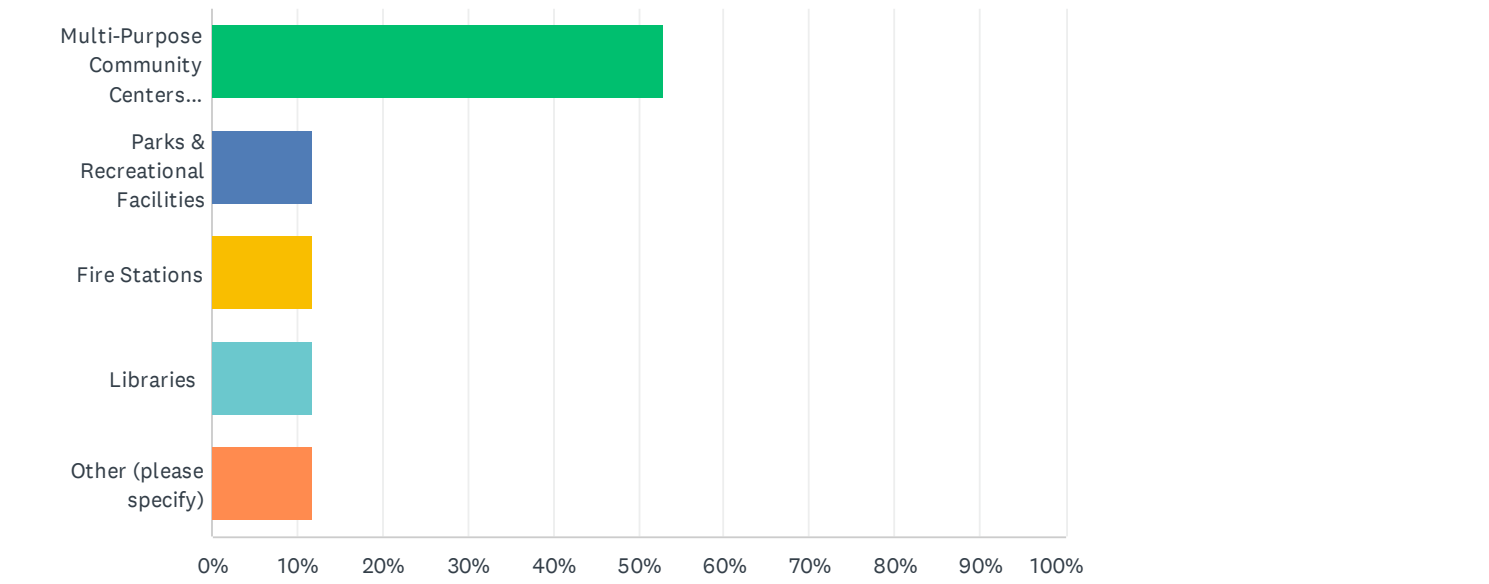
#	OTHER (PLEASE SPECIFY)	DATE
---	------------------------	------

The City of Pompano Beach Survey: Community & Fair Housing

1	Dirt Allies paved with security cameras	2/23/2025 6:14 AM
2	underground utilities	2/11/2025 10:28 AM
3	Flooding prevention/improvement	7/8/2024 9:19 PM

Q15 Public FacilitiesWhich type of project would you recommend be funded using grant funds? Select only one.

Answered: 17 Skipped: 5

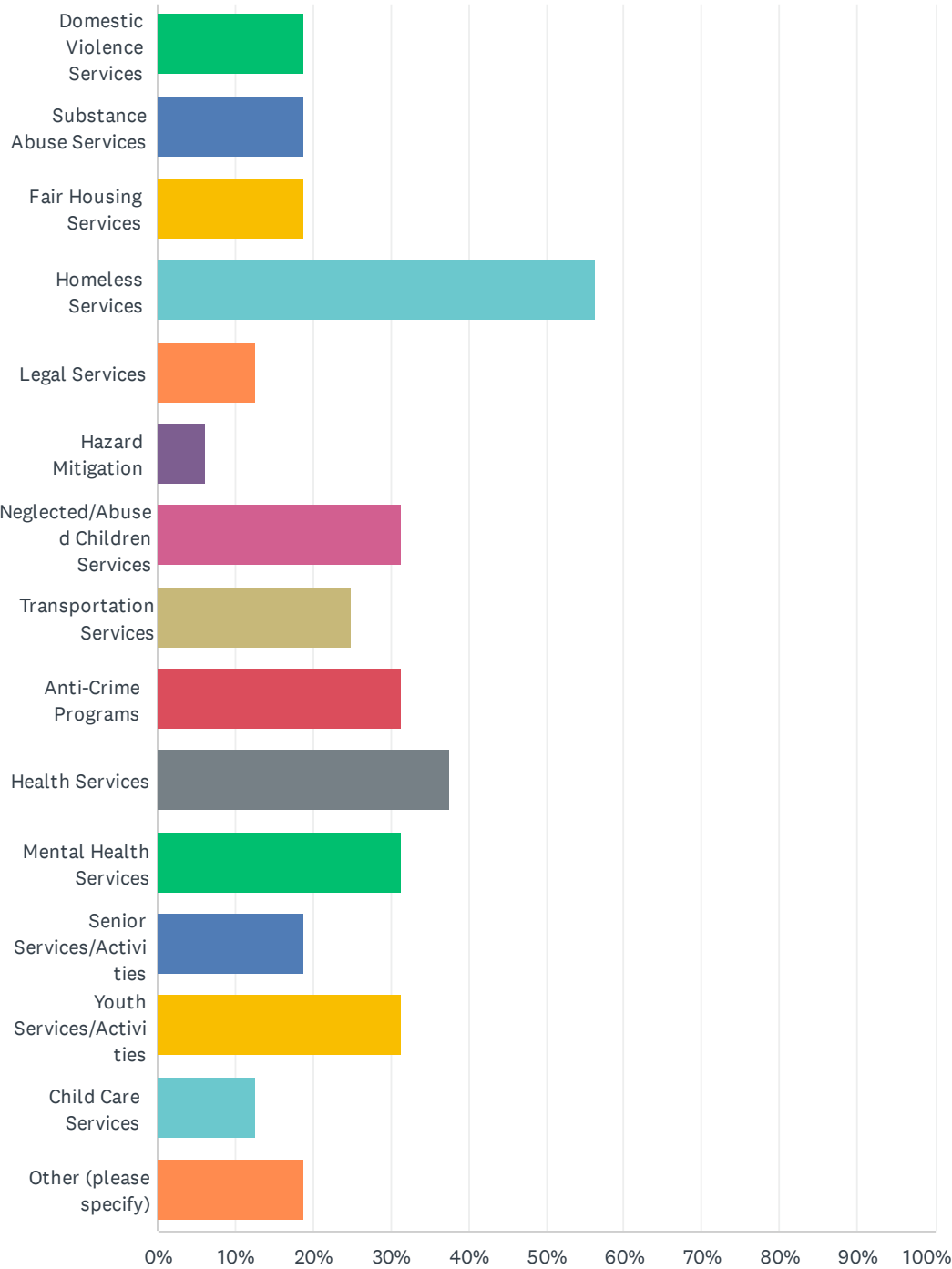


ANSWER CHOICES		RESPONSES	
Multi-Purpose Community Centers (Senior, Youth, Child Care, Health)		52.94%	9
Parks & Recreational Facilities		11.76%	2
Fire Stations		11.76%	2
Libraries		11.76%	2
Other (please specify)		11.76%	2
TOTAL			17

#	OTHER (PLEASE SPECIFY)	DATE
1	underground utilities	2/11/2025 10:28 AM
2	Police substations	8/5/2024 7:26 AM

Q16 Public ServicesWhich type of project would you recommend be funded using grant funds? Select only three.

Answered: 16 Skipped: 6



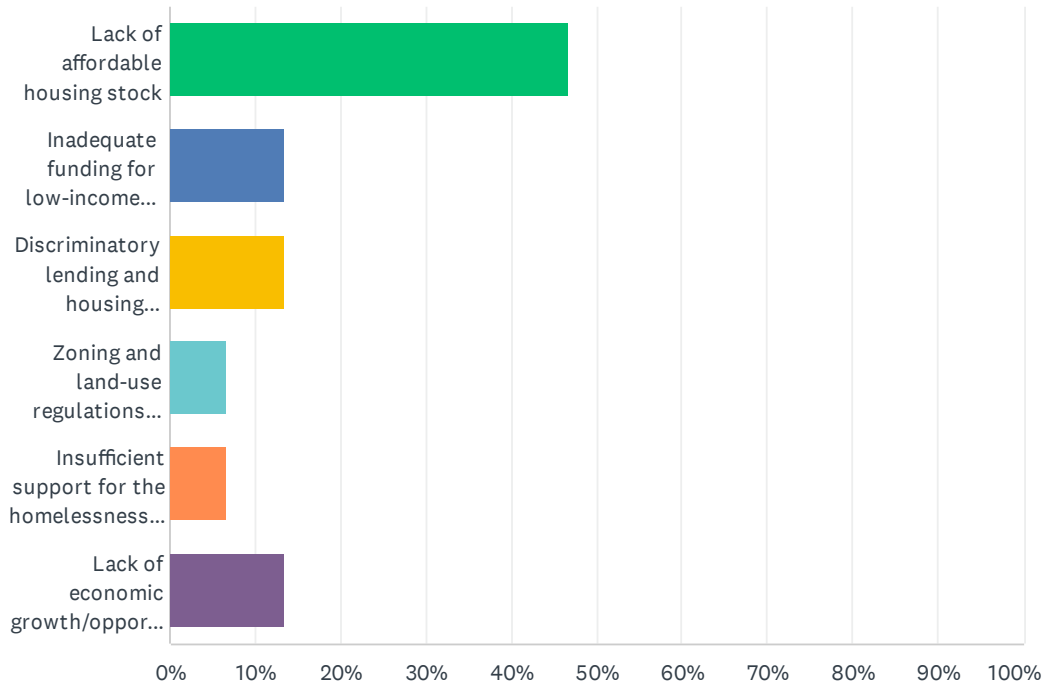
The City of Pompano Beach Survey: Community & Fair Housing

ANSWER CHOICES	RESPONSES	
Domestic Violence Services	18.75%	3
Substance Abuse Services	18.75%	3
Fair Housing Services	18.75%	3
Homeless Services	56.25%	9
Legal Services	12.50%	2
Hazard Mitigation	6.25%	1
Neglected/Abused Children Services	31.25%	5
Transportation Services	25.00%	4
Anti-Crime Programs	31.25%	5
Health Services	37.50%	6
Mental Health Services	31.25%	5
Senior Services/Activities	18.75%	3
Youth Services/Activities	31.25%	5
Child Care Services	12.50%	2
Other (please specify)	18.75%	3
Total Respondents: 16		

#	OTHER (PLEASE SPECIFY)	DATE
1	landscaping natural habitat funds for homeowners like the city of coconut creek did.	11/6/2024 2:16 PM
2	Grants are short-term funds while these are ongoing needs that should be funded with recurring funds.	8/5/2024 7:26 AM
3	I believe the greatest needs start at home with individuals. Because of the corruption of DCF/ ChildNet there is not adequate resources for families, they only use the money for finding their own organization and their partners. This leaves families broken and parents don't get the real help they need either with substance abuse, parenting resources/mental health issues and more often than not adequate affordable housing.	3/17/2024 10:52 AM

Q17 Which of the following do you consider to be the biggest challenge to achieving equitable housing? (Select one)

Answered: 15 Skipped: 7



ANSWER CHOICES	RESPONSES	
Lack of affordable housing stock	46.67%	7
Inadequate funding for low-income housing programs	13.33%	2
Discriminatory lending and housing policies	13.33%	2
Zoning and land-use regulations that limit housing diversity	6.67%	1
Insufficient support for the homelessness prevention programs	6.67%	1
Lack of economic growth/opportunity	13.33%	2
TOTAL		15

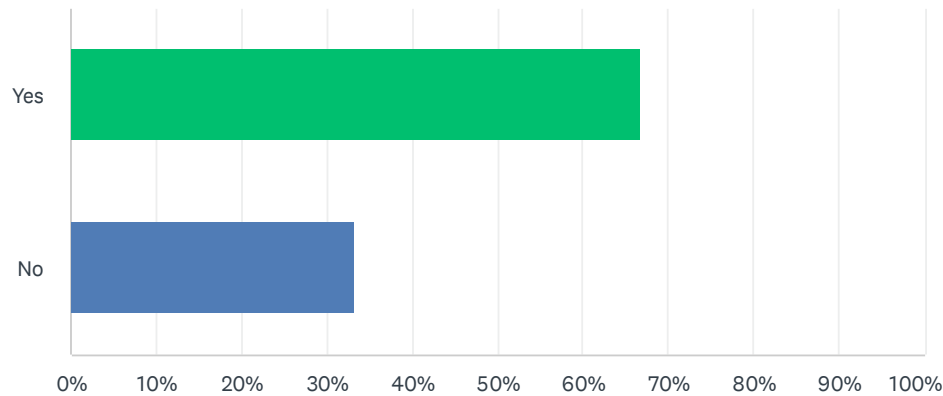
Q18 Other The City of Pompano Beach is expected to receive federal funding over the next five years. Other than the housing and community development priorities previously listed, are there any additional needs that could be addressed in the low-to-moderate income areas of the City?

Answered: 11 Skipped: 11

#	RESPONSES	DATE
1	Safety and Security with cameras in alleyways, and paved with violations dumping signs.	2/23/2025 6:14 AM
2	underground utilities	2/11/2025 10:28 AM
3	to be able to help familys with a home with 1 bathroom be able to create another bathroom with grant money	11/6/2024 2:16 PM
4	Needs to be more options for moderate income households in this current economy.	10/12/2024 9:54 AM
5	\$9999000000	9/5/2024 3:56 PM
6	Flooding in our town. In Norwood we get flooded and can't even get out of your or drive. City says they don't have the fund but spent on other areas. Now they said they have no money. Taxes are up and the city has more money than ever. All high rises are generating so much money.	8/5/2024 1:01 PM
7	I think that crime prevention is what is affecting the housing market the most. It keeps property values in the NW low so hard to attract market-rate housing and concentration of subsidized housing lowers property values that will stay low for at least 30 years. This mixed with institutional racism with poor schools in the traditionally minority neighborhoods creates the cycle of poverty.	8/5/2024 7:26 AM
8	Homelessness is one of the most physically visible areas of concern. Many have medication or mental issues, some type of care and housing and rehabilitation is needed beyond what is currently being done.	7/23/2024 6:10 AM
9	Please stop building new "luxury" apartments in the low-to-moderate income areas. They drive out the current residents, as they can not afford those places, and it is hard to find available and affordable housing options in South Florida. Please keep the Blanche Ely area as is. It should be a historical site.	7/8/2024 9:19 PM
10	Addressing the crime rate	6/6/2024 4:25 AM
11	There is a HUGE problem with the family courts and DCF/ ChildNet. My own family is now broken and irreparably ruined due to the corrupt system and caseworkers, attorneys, GAL department and even the Judge herself. This is all tied into the lack of affordable housing and resources for families in this area and Palm Beach County as well.	3/17/2024 10:52 AM

Q19 Do you believe discrimination is an issue in your neighborhood?

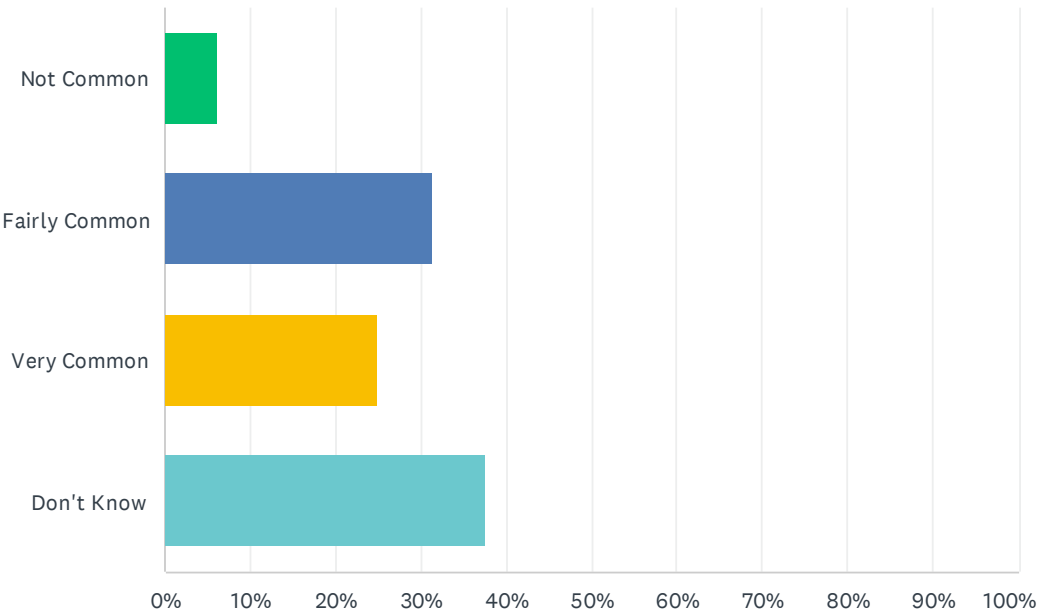
Answered: 15 Skipped: 7



ANSWER CHOICES	RESPONSES	
Yes	66.67%	10
No	33.33%	5
TOTAL		15

Q20 How common do you think housing discrimination based on race, color, national origin (ancestry from outside U.S.), sex (male or female), familial status (makeup of family; age of kids), sexual orientation (sexual preference), religion, or disability occurs in your community?

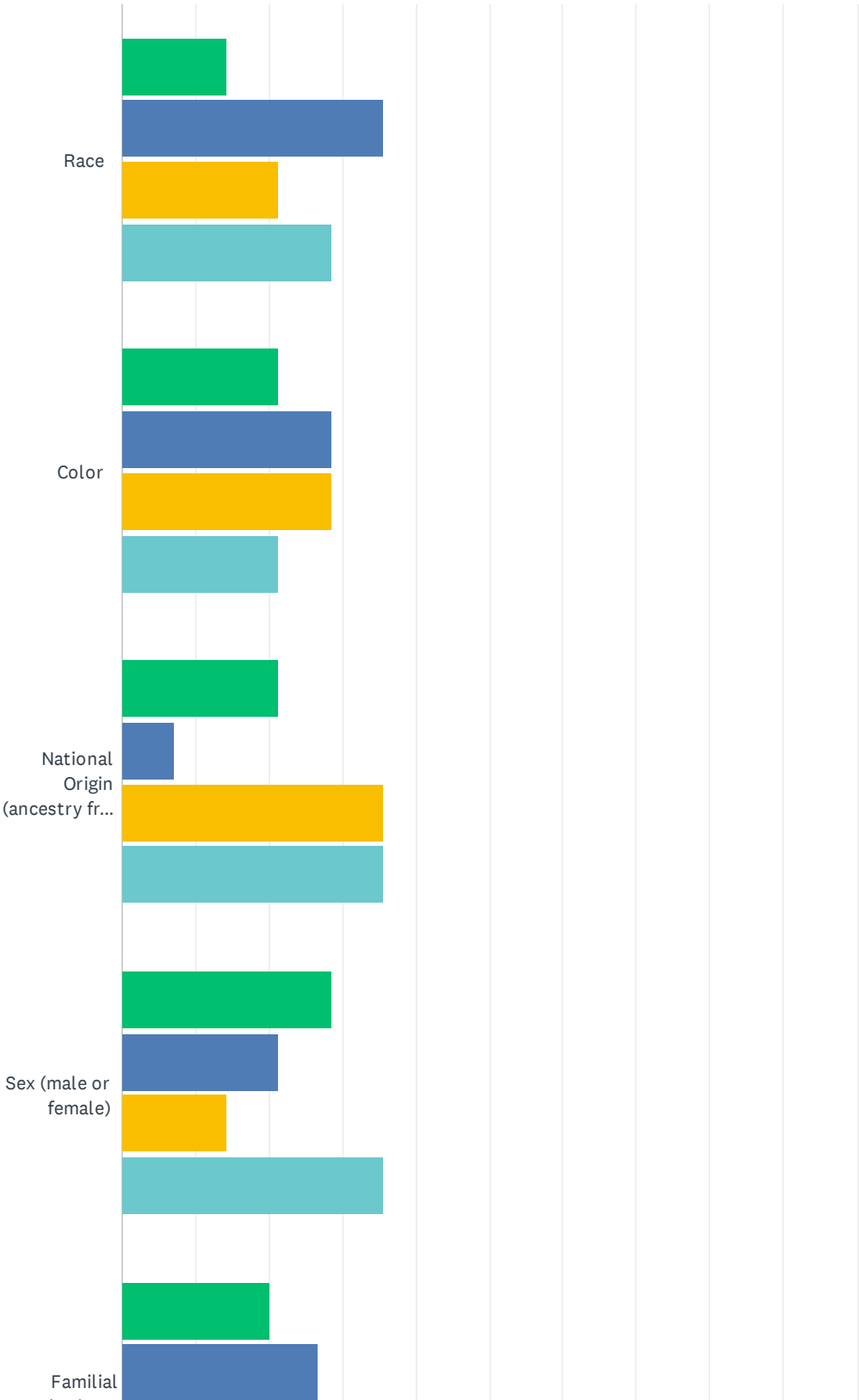
Answered: 16 Skipped: 6



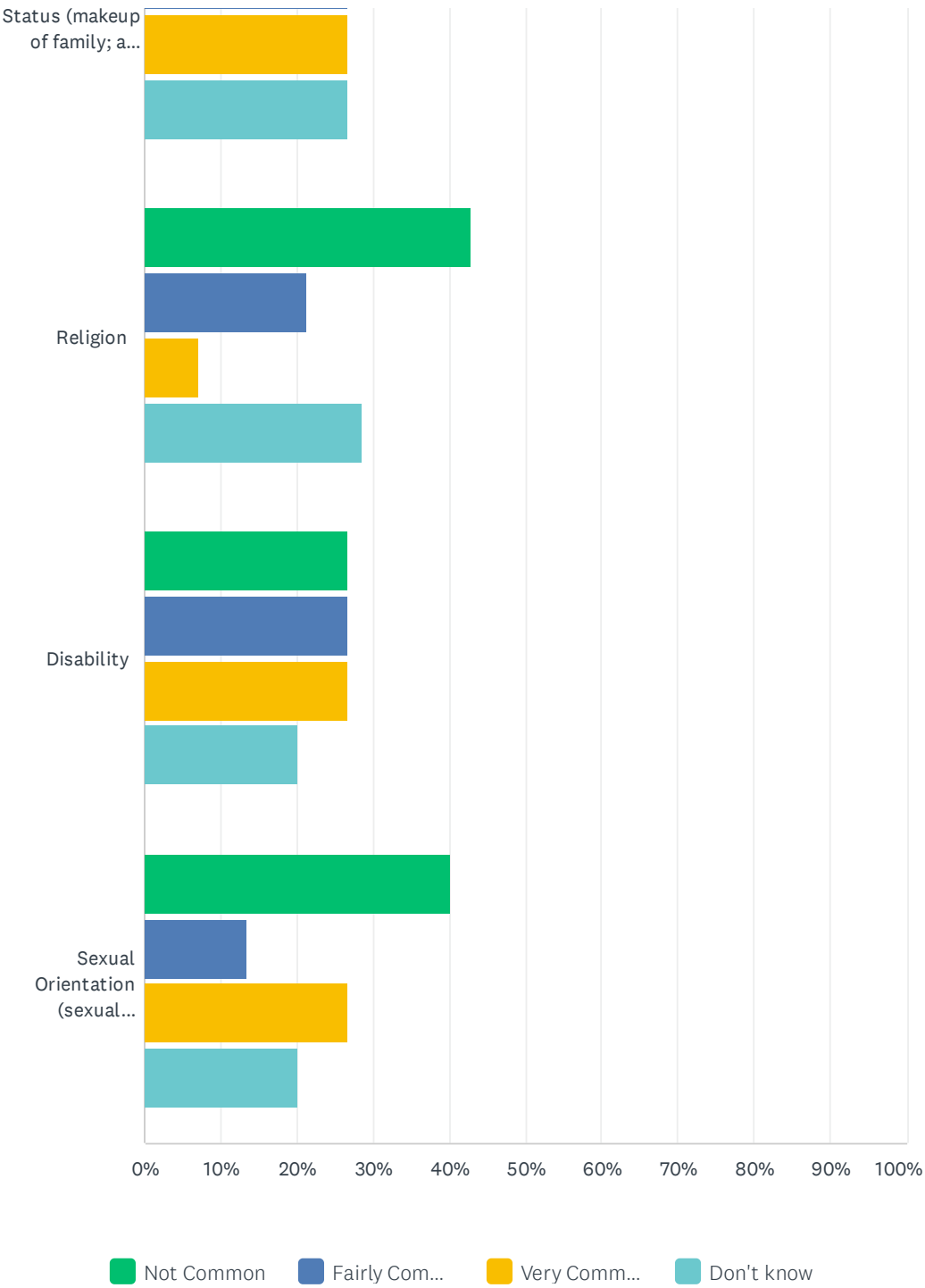
ANSWER CHOICES	RESPONSES	
Not Common	6.25%	1
Fairly Common	31.25%	5
Very Common	25.00%	4
Don't Know	37.50%	6
TOTAL		16

Q21 Please rate the following types of housing discrimination based on how common you think they occur in your community.

Answered: 15 Skipped: 7



The City of Pompano Beach Survey: Community & Fair Housing



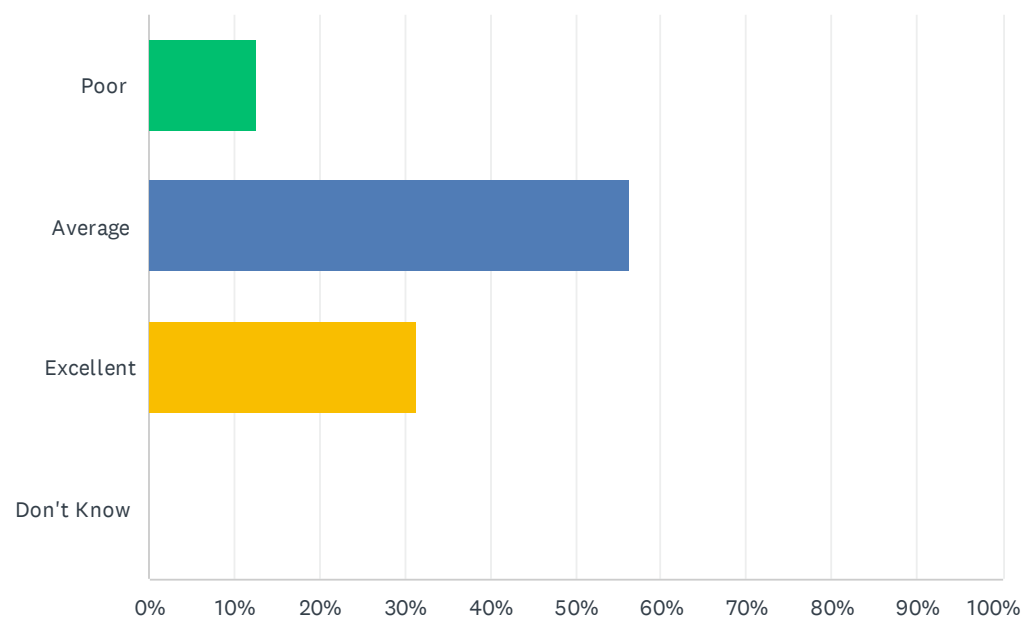
The City of Pompano Beach Survey: Community & Fair Housing

	NOT COMMON	FAIRLY COMMON	VERY COMMON	DON'T KNOW	TOTAL	WEIGHTED AVERAGE
Race	14.29% 2	35.71% 5	21.43% 3	28.57% 4	14	2.64
Color	21.43% 3	28.57% 4	28.57% 4	21.43% 3	14	2.50
National Origin (ancestry from outside U.S)	21.43% 3	7.14% 1	35.71% 5	35.71% 5	14	2.86
Sex (male or female)	28.57% 4	21.43% 3	14.29% 2	35.71% 5	14	2.57
Familial Status (makeup of family; age of kids)	20.00% 3	26.67% 4	26.67% 4	26.67% 4	15	2.60
Religion	42.86% 6	21.43% 3	7.14% 1	28.57% 4	14	2.21
Disability	26.67% 4	26.67% 4	26.67% 4	20.00% 3	15	2.40
Sexual Orientation (sexual preference)	40.00% 6	13.33% 2	26.67% 4	20.00% 3	15	2.27

#	COMMENTS	DATE
1	Any other things	9/5/2024 4:00 PM
2	I live within a mile of the beach so it's not so much discrimination as affordability.	7/23/2024 6:13 AM
3	I think that there is more of an issue with discrimination of lower income people, than race or gender.	3/17/2024 10:55 AM

Q22 How would you rate your understanding of fair housing laws and the issue of housing discrimination?

Answered: 16 Skipped: 6

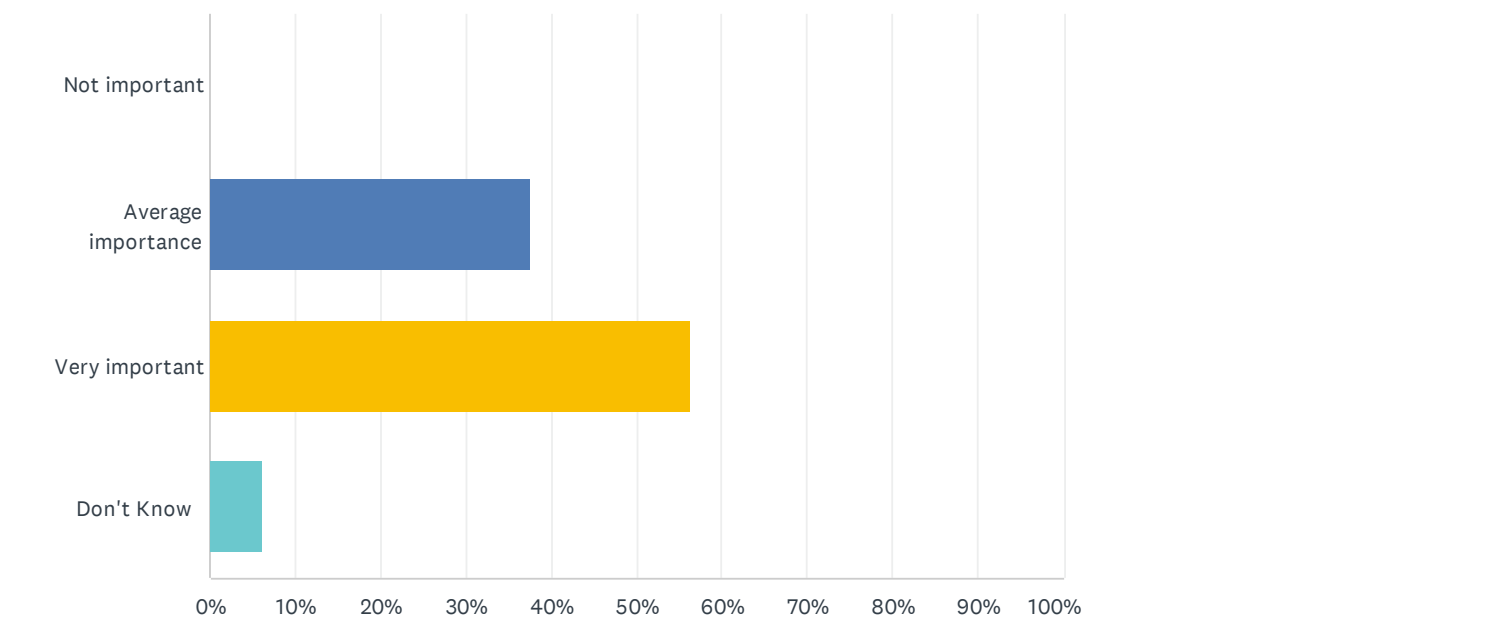


ANSWER CHOICES	RESPONSES	
Poor	12.50%	2
Average	56.25%	9
Excellent	31.25%	5
Don't Know	0.00%	0
TOTAL		16

#	COMMENTS	DATE
1	Any other thing	9/5/2024 4:00 PM
2	I have learned much more lately, now that I am homeless and being taken advantage of or overlooked due to my rental history and lack of income in the eyes of rental properties	3/17/2024 10:55 AM

Q23 How important do you think fair housing education in the city?

Answered: 16 Skipped: 6

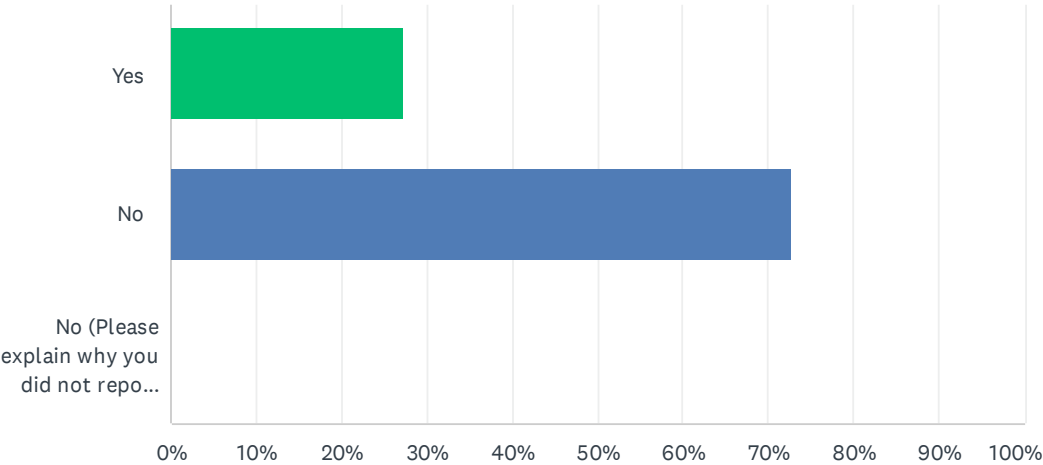


ANSWER CHOICES		RESPONSES	
Not important		0.00%	0
Average importance		37.50%	6
Very important		56.25%	9
Don't Know		6.25%	1
TOTAL			16

#	COMMENTS	DATE
1	It should be provided in Kreyol and in Spanish	7/8/2024 9:21 PM

Q24 Have you personally ever experienced housing discrimination in the City?

Answered: 11 Skipped: 11

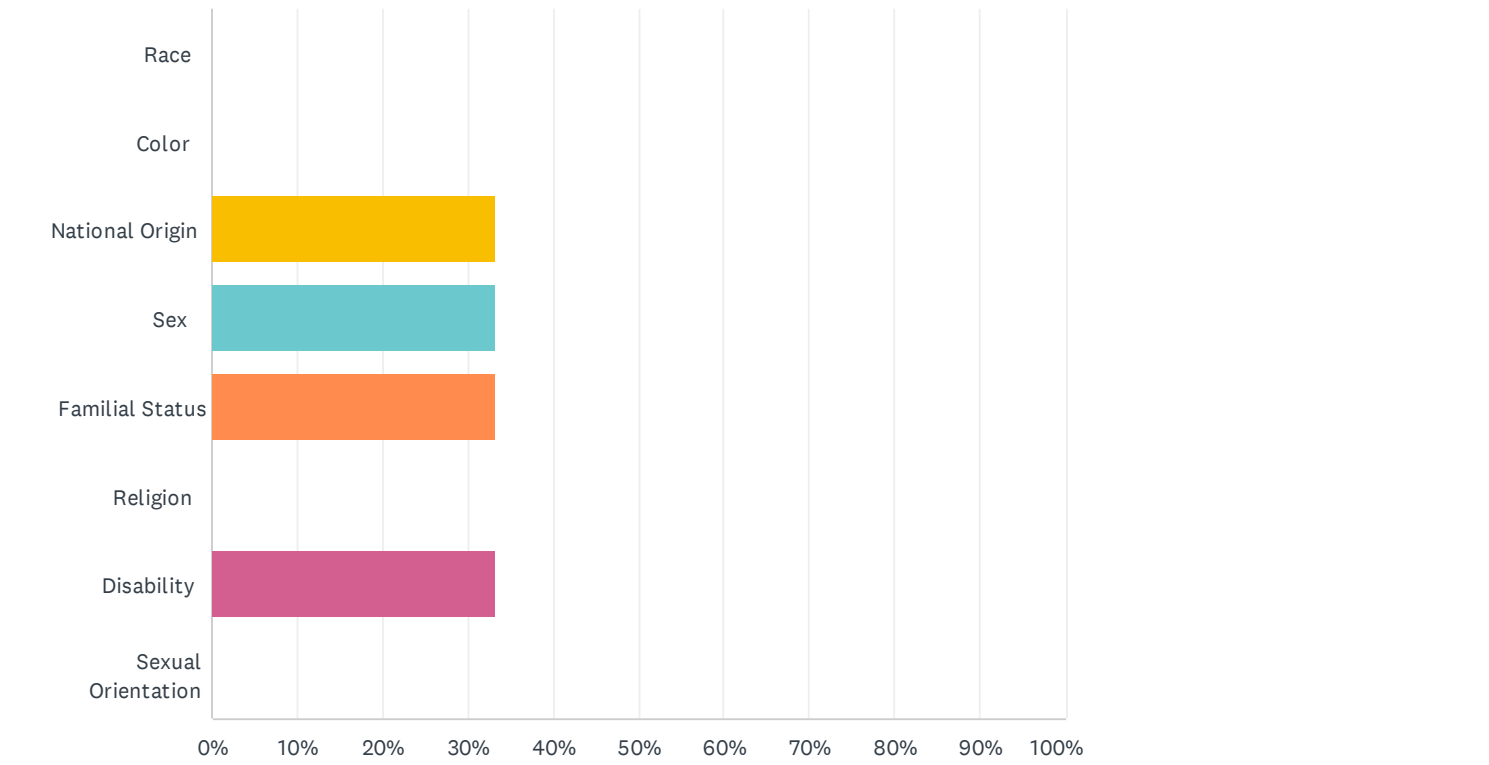


ANSWER CHOICES		RESPONSES	
Yes		27.27%	3
No		72.73%	8
No (Please explain why you did not report the incident)		0.00%	0
TOTAL			11

#	NO (PLEASE EXPLAIN WHY YOU DID NOT REPORT THE INCIDENT)	DATE
	There are no responses.	

Q25 What type of housing discrimination did you experience in the City of Pompano Beach? (Select all that apply)

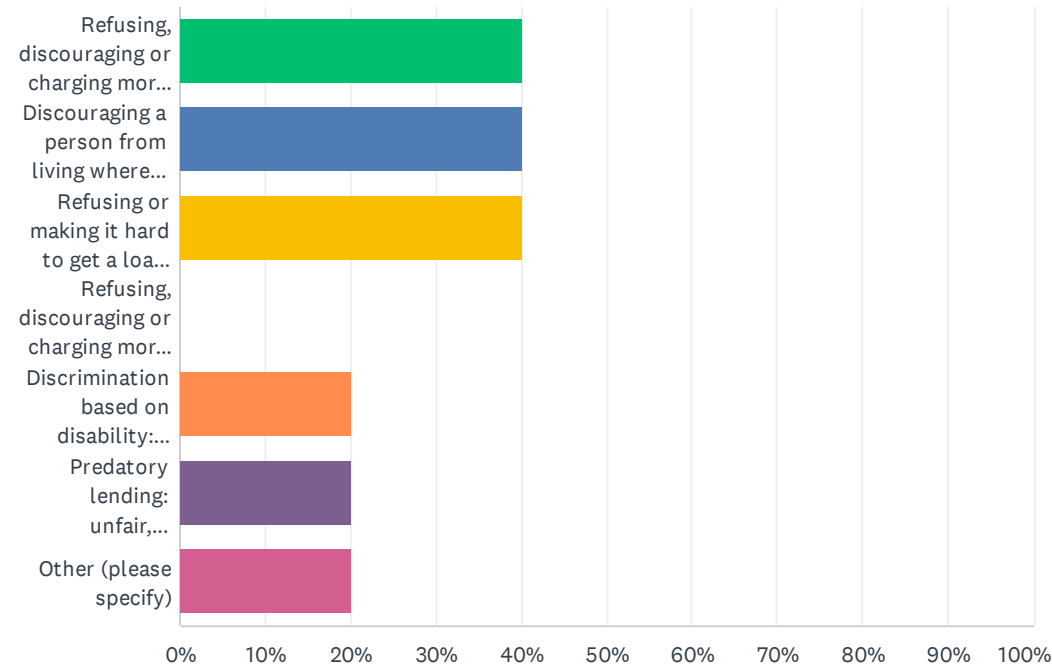
Answered: 3 Skipped: 19



ANSWER CHOICES	RESPONSES	
Race	0.00%	0
Color	0.00%	0
National Origin	33.33%	1
Sex	33.33%	1
Familial Status	33.33%	1
Religion	0.00%	0
Disability	33.33%	1
Sexual Orientation	0.00%	0
Total Respondents: 3		

Q26 Please select which type(s) of housing discrimination you experienced in your community. (Select all that apply)

Answered: 5 Skipped: 17

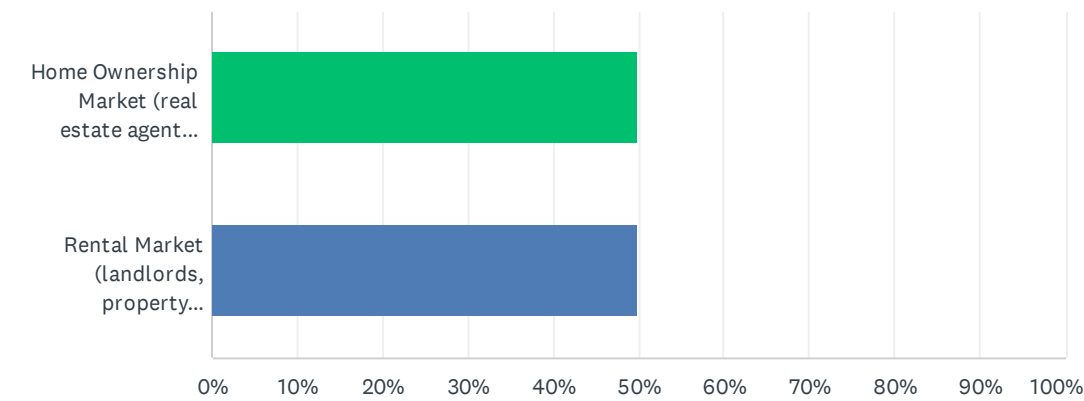


ANSWER CHOICES		RESPONSES	
Refusing, discouraging or charging more to rent an apartment or buy a home.		40.00%	2
Discouraging a person from living where he or she wants to live, often by steering him or her to another apartment, complex or neighborhood.		40.00%	2
Refusing or making it hard to get a loan to buy or refinance a house or take out home equity by doing things like charging more money or offering a worse deal than someone should be able to get if he or she shopped around.		40.00%	2
Refusing, discouraging or charging more for home insurance.		0.00%	0
Discrimination based on disability: Refusing to make a reasonable accommodation for a person with a disability, refusing to allow a modification to make an apartment more accessible for a person with a disability or lack of accessible units.		20.00%	1
Predatory lending: unfair, misleading, deceptive or fraudulent loan practices.		20.00%	1
Other (please specify)		20.00%	1
Total Respondents: 5			

#	OTHER (PLEASE SPECIFY)	DATE
1	N/a	7/23/2024 6:13 AM

Q27 Where did the housing discrimination occur?

Answered: 4 Skipped: 18



ANSWER CHOICES	RESPONSES	
Home Ownership Market (real estate agents, banks, lenders, etc.)	50.00%	2
Rental Market (landlords, property managers, etc.)	50.00%	2
TOTAL		4

#	PLEASE PROVIDE ANY ADDITIONAL RELEVANT INFORMATION ABOUT YOUR EXPERIENCES WITH HOUSING DISCRIMINATION.	DATE
1	N/a	7/23/2024 6:13 AM