

## MEMORANDUM

---

Purchasing #18-039  
December 27, 2017

To: Mark Berman, City Attorney

Through: Otis J. Thomas, General Services Director

From: Cassandra LeMasurier, Purchasing Supervisor

Subject: Ordinance Requested, Approval to Purchase Aggregates, Top Soil and Sand As Needed Per Southeast Florida Governmental Purchasing Cooperative Contract 2018-001 From Awarded Vendors Austin Tupler Trucking, Inc. and Florida Superior Sand, Inc.

---

The City purchases aggregates such as road rock, top soil and sand for road maintenance and other repair and maintenance work performed by the Public Works Department. The City of Margate issued bid 2018-001 for the purchase of aggregates, top soil and sand, as needed, as the lead agency for the Southeast Florida Governmental Purchasing Cooperative, on behalf of twenty (20) participating governmental agencies, including the City of Pompano Beach. City of Margate contract 2018-001 was awarded to Austin Tupler Trucking, Inc. and Florida Superior Sand, Inc. as primary and secondary vendors based upon which company was the lowest bidder for each line item on the bid tabulation. Contract 2018-001 is replacing City of Margate contract 2015-015 used by the City of Pompano Beach for the purchase of aggregates, top soil and sand, as needed, which expired November 18, 2017.

The contract is valid through November 14, 2020, with possible renewals periods. An Ordinance is being requested due to the contract period being more than one year in duration. Based on past usage annual expenditures for aggregates, top soils and sand are anticipated to be \$130,000 per year per the unit prices bid. Purchases will be made as needed, from budgeted funds from either account 001-3030-530.46-10 General Fund / Streets, Repair and Maintenance or 302-7304-530.65-12 Capital Improvement Fund / Project 07-926 Sidewalks / Construction.

Please prepare an Ordinance for the Commission approving the use of the City of Margate Aggregates, Top Soil and Sand contract 2018-001 awarded to Austin Tupler Trucking, Inc. and Florida Superior Sand, Inc. for the purchase of aggregates, top soil and sand, as needed. Attached is a memo from the Streets Division and a copy of the City of Margate contract 18-001.

Contact me if you require further information.

As always, thanks for your assistance.

enclosures





Phone: (954) 786-4107

**City of Pompano Beach  
Public Works Department**

Fax: (954) 786-4028

---

**MEMORANDUM NO.ST18 - 003**

DATE: December 21, 2017  
TO: Otis J. Thomas, General Service Director  
FROM: Michael B. Carter, Streets Superintendent   
VIA: Hal Beard, Assistant Public Works Director   
SUBJECT: **Co-Op Bid Award Recommendation Austin Tupler**

We use Austin Tupler for road rock to be delivered as needed.

This material will be used for repair of all water and sewer cuts, and also the City Sidewalk program to repair and ensure safe streets and sidewalks throughout the City of Pompano Beach. The material is detrimental to the programs to safe guard against hazards. The annual estimate \$130,000.00 from either accounts 001-3030-530-4610 and/or 302-7304-530-6512. Both accounts are used to purchase aggregates, top soil, sand, and crushed lime rock/road rock.

It will be used in various locations citywide.

MBC/JJ



**VENDOR AWARD**

Vendor Name: \_\_\_\_\_  
Vendor Address: \_\_\_\_\_  
Contact: \_\_\_\_\_  
Phone: \_\_\_\_\_ Fax: \_\_\_\_\_  
Cell/Pager: \_\_\_\_\_ Email Address: \_\_\_\_\_  
Website: \_\_\_\_\_ FEIN: \_\_\_\_\_

**VENDOR AWARD**

Vendor Name: \_\_\_\_\_  
Vendor Address: \_\_\_\_\_  
Contact: \_\_\_\_\_  
Phone: \_\_\_\_\_ Fax: \_\_\_\_\_  
Cell/Pager: \_\_\_\_\_ Email Address: \_\_\_\_\_  
Website: \_\_\_\_\_ FEIN: \_\_\_\_\_

**VENDOR AWARD**

Vendor Name: \_\_\_\_\_  
Vendor Address: \_\_\_\_\_  
Contact: \_\_\_\_\_  
Phone: \_\_\_\_\_ Fax: \_\_\_\_\_  
Cell/Pager: \_\_\_\_\_ Email Address: \_\_\_\_\_  
Website: \_\_\_\_\_ FEIN: \_\_\_\_\_

---

**SECTION #2 AWARD/BACKGROUND INFORMATION**

Award Date: \_\_\_\_\_ Resolution/Agenda Item No.: \_\_\_\_\_  
Insurance Required: Yes \_\_\_\_\_ No \_\_\_\_\_  
Performance Bond Required: Yes \_\_\_\_\_ No \_\_\_\_\_

---

**SECTION #3 LEAD AGENCY**

Agency Name: \_\_\_\_\_  
Agency Address: \_\_\_\_\_  
Agency Contact: \_\_\_\_\_ Email \_\_\_\_\_  
Telephone: \_\_\_\_\_ Fax: \_\_\_\_\_

CITY OF MARGATE, FLORIDA

RESOLUTION NO. 17-146

A RESOLUTION OF THE CITY OF MARGATE, FLORIDA, APPROVING MULTIPLE AWARD OF BID NO. 2018-001, AGGREGATES, TOP SOIL AND SAND (CITY OF MARGATE LEAD AGENCY FOR THE SOUTHEAST FLORIDA GOVERNMENTAL COOPERATIVE PURCHASING GROUP) TO AUSTIN TUPLER TRUCKING, INC., AND FLORIDA SUPERIOR SAND, INC.; APPROVING AWARD OF A PRIMARY AND SECONDARY VENDOR AS PER THE BREAKDOWN ON THE ATTACHED BID TABULATION SPREADSHEET; PROVIDING FOR A THREE YEAR INITIAL TERM WITH AN OPTION TO RENEW FOR AN ADDITIONAL TWO ONE YEAR TERMS; AND PROVIDING FOR AN EFFECTIVE DATE.

---

BE IT RESOLVED BY THE CITY COMMISSION OF THE CITY OF MARGATE, FLORIDA:

SECTION 1: That the City Commission of the City of Margate, Florida, approves the multiple award of Bid No. 2018-001 for the supply of aggregates, top soil and sand, with the City of Margate as the Lead Agency for the Southeast Florida Governmental Cooperative Purchasing Group.


SECTION 2: That the Mayor and City Manager are authorized and directed to execute a contract for the above, or Administration is authorized to issue a purchase order for same.

SECTION 3: That this Resolution shall become effective immediately upon its passage.

PASSED, ADOPTED AND APPROVED THIS 15<sup>TH</sup> day of NOVEMBER, 2017.

ATTEST:

  
\_\_\_\_\_  
JOSEPH J. KAVANAGH  
CITY CLERK

  
\_\_\_\_\_  
MAYOR TOMMY RUZZANO

RECORD OF VOTE

Caggiano	<u>YES</u>
Simone	<u>YES</u>
Peerman	<u>YES</u>
Schwartz	<u>YES</u>
Ruzzano	<u>YES</u>

# Southeast Florida Governmental Purchasing Cooperative

Bid Tabulation Sheet

Bid #2018-001

## AGGREGATES, TOP SOILS AND SAND

	<u>Estimated</u>		<b>Austin Tupler Trucking, Inc.</b>		<b>Florida Superior Sand, Inc.</b>	
			<u>Annual</u>	<u>Price</u>	<u>Unit Price</u>	<u>Total Price</u>
<u>Group 1A - Aggregates</u>	<u>Quantity</u>	<u>Per</u>				
1 . Road Rock - Crushed Limerock	4,500	Tons	\$ 16.86	\$ 75,870.00	n/b	\$ -
<i>*Charge for double crush, if requested</i>			\$ 1.50		n/a	\$ -
2 . Three-equarter inch Wash Rock	400	Tons	\$ 23.51	\$ 9,404.00	n/b	\$ -
3 . Fill as per Attached Special Specifications	30	Tons	\$ 13.61	\$ 408.30	n/b	\$ -
4 . Stabilizer Material	30	Tons	\$ 14.36	\$ 430.80	n/b	\$ -
5 . Concrete Screenings	30	Tons	\$ 23.11	\$ 693.30	n/b	\$ -
6 . Crushed Limerock 70%	30	Tons	\$ 16.86	\$ 505.80	n/b	\$ -
7 . Pea Rock	60	Tons	\$ 23.81	\$ 1,428.60	n/b	\$ -
8 . Rice Rock	30	Tons	\$ 23.81	\$ 714.30	n/b	\$ -
9 . #57 Rock	300	Tons	\$ 23.51	\$ 7,053.00	n/b	\$ -
				\$ 96,508.10		\$ -
<b><u>Group 1B - Top Soils - Non- Sterile</u></b>						
10 . Top Soil Mix 90/10	30	Tons	\$ 58.36	\$ 1,750.80	\$ 39.35	\$ 1,180.50
11 . Top Soil Mix 80/20	30	Tons	\$ 60.81	\$ 1,824.30	\$ 43.35	\$ 1,300.50
12 . Top Soil Mix 70/30	500	Tons	\$ 63.27	\$ 31,635.00	\$ 38.50	\$ 19,250.00
13 . Top Soil Mix 50/50	200	Tons	\$ 21.50	\$ 4,300.00	n/b	\$ -
14 . Top Soil Mix 100%	150	Tons	\$ 15.25	\$ 2,287.50	n/b	\$ -
15 . Ortona Sand	30	Tons	\$ 36.00	\$ 1,080.00	\$ 26.45	\$ 793.50
16 . Florida Lawn Sand	200	Tons	\$ 36.00	\$ 7,200.00	n/b	\$ -
17 . Mason Sand	100	Tons	\$ 35.50	\$ 3,550.00	\$ 24.95	\$ 2,495.00
18 . Trap Sand #70	900	Tons	\$ 37.00	\$ 33,300.00	\$ 26.45	\$ 23,805.00
				\$ 86,927.60		\$ 48,824.50
<b><u>Group 1C - Top Soils - Sterilized</u></b>						
19 . Top Soil Material 90/10 Sterilized	30	Tons	n/b	\$ -	\$ 39.35	\$ 1,180.50
20 . Top Soil Mix 80/20 sterilized	30	Tons	n/b	\$ -	\$ 43.35	\$ 1,300.50
21 . Top Soil 70/30 sterilized	30	Tons	n/b	\$ -	\$ 47.35	\$ 1,420.50
22 . Nursery Mix sterilized	30	Tons	n/b	\$ -	n/b	\$ -
23 . Exotic Mix sterilized	30	Tons	n/b	\$ -	n/b	\$ -
<b>CODE:</b>						
Yellow (Primary)				\$ -		\$ 3,901.50
Green (Secondary)						
<b>Total Zone 1</b>				<b>\$ 183,435.70</b>		<b>\$ 52,726.00</b>

**Zone 1 Includes: Coconut Creek, Coral Springs, Margate and Tamarac**

Southeast Florida Governmental Purchasing Cooperative

Bid Tabulation Sheet

Bid #2018-001

AGGREGATES, TOP SOILS AND SAND

	<u>Estimated</u>	<u>Annual</u>	<u>Price</u>	<u>Austin Tupler Trucking, Inc.</u>		<u>Florida Superior Sand, Inc.</u>	
				<u>Quantity</u>	<u>Per</u>	<u>Unit Price</u>	<u>Total Price</u>
<b><u>Group 2A - Aggregates</u></b>							
24 . Road Rock - Crushed Limerock	10,850	Tons	\$ 17.76	\$	192,696.00	n/b	\$ -
<i>*Charge for double crush, if requested</i>			\$ 1.50			n/b	
25 . Three-equarter inch Wash Rock	250	Tons	\$ 24.41	\$	6,102.50	n/b	\$ -
26 . Fill as per Attached Special Specifications	30	Tons	\$ 14.51	\$	435.30	n/b	\$ -
27 . Stabilizer Material	30	Tons	\$ 15.26	\$	457.80	n/b	\$ -
28 . Concrete Screenings	30	Tons	\$ 24.01	\$	720.30	n/b	\$ -
29 . Crushed Limerock 70%	250	Tons	\$ 17.76	\$	4,440.00	n/b	\$ -
30 . Pea Rock	40	Tons	\$ 24.71	\$	988.40	n/b	\$ -
31 . Rice Rock	40	Tons	\$ 24.71	\$	988.40	n/b	\$ -
32 . #57 Rock	460	Tons	\$ 24.41	\$	11,228.60	n/b	\$ -
				\$	218,057.30	\$	-
<b><u>Group 2B - Top Soils - Non- Sterile</u></b>							
33 . Top Soil Mix 90/10	50	Tons	\$ 58.61	\$	2,930.50	\$ 39.35	\$ 1,967.50
34 . Top Soil Mix 80/20	100	Tons	\$ 61.06	\$	6,106.00	\$ 43.35	\$ 4,335.00
35 . Top Soil Mix 70/30	250	Tons	\$ 63.52	\$	15,880.00	\$ 38.50	\$ 9,625.00
36 . Top Soil Mix 50/50	300	Tons	\$ 22.40	\$	6,720.00	n/b	\$ -
37 . Top Soil Mix 100%	100	Tons	\$ 16.15	\$	1,615.00	n/b	\$ -
38 . Ortona Sand	30	Tons	\$ 37.50	\$	1,125.00	\$ 26.45	\$ 793.50
39 . Florida Lawn Sand	500	Tons	\$ 37.50	\$	18,750.00	n/b	\$ -
40 . Mason Sand	220	Tons	\$ 37.00	\$	8,140.00	\$ 24.95	\$ 5,489.00
41 . Trap Sand #70	100	Tons	\$ 38.50	\$	3,850.00	\$ 26.45	\$ 2,645.00
				\$	65,116.50	\$	24,855.00
<b><u>Group 2C - Top Soils - Sterilized</u></b>							
42 . Top Soil Material 90/10 Sterilized	300	Tons	n/b	\$	-	\$ 39.35	\$ 11,805.00
43 . Top Soil Mix 80/20 sterilized	300	Tons	n/b	\$	-	\$ 43.35	\$ 13,005.00
44 . Top Soil 70/30 sterilized	200	Tons	n/b	\$	-	\$ 47.35	\$ 9,470.00
45 . Nursery Mix sterlized	130	Tons	n/b	\$	-	n/b	\$ -
46 . Exotic Mix sterilized	30	Tons	n/b	\$	-	n/b	\$ -
				\$	-	\$	34,280.00
<b>CODE:</b>							
Yellow (Primary)				\$	-	\$	34,280.00
Green (Secondary)							
<b>Total Zone 2</b>				\$	<b>283,173.80</b>	\$	<b>59,135.00</b>

Zone 2 Includes: Deerfield Beach and Pompano Beach

Southeast Florida Governmental Purchasing Cooperative

Bid Tabulation Sheet

Bid #2018-001

AGGREGATES, TOP SOILS AND SAND

<u>Group 3A - Aggregates</u>	<u>Estimated Annual Quantity</u>	<u>Price Per</u>	<u>Austin Tupler Trucking, Inc.</u>		<u>Florida Superior Sand, Inc.</u>	
			<u>Unit Price</u>	<u>Total Price</u>	<u>Unit Price</u>	<u>Total Price</u>
47 . Road Rock - Crushed Limerock <i>*Charge for double crush, if requested</i>	2,245	Tons	\$ 16.61	\$ 37,289.45	n/b	\$ -
			\$ 1.50		n/a	
48 . Three-equarter inch Wash Rock	465	Tons	\$ 23.26	\$ 10,815.90	n/b	\$ -
49 . Fill as per Attached Special Specifications	615	Tons	\$ 13.36	\$ 8,216.40	n/b	\$ -
50 . Stabilizer Material	315	Tons	\$ 14.11	\$ 4,444.65	n/b	\$ -
51 . Concrete Screenings	610	Tons	\$ 22.86	\$ 13,944.60	n/b	\$ -
52 . Crushed Limerock 70%	425	Tons	\$ 16.61	\$ 7,059.25	n/b	\$ -
53 . Pea Rock	675	Tons	\$ 23.56	\$ 15,903.00	n/b	\$ -
54 . Rice Rock	150	Tons	\$ 23.56	\$ 3,534.00	n/b	\$ -
55 . #57 Rock	1,070	Tons	\$ 23.26	\$ 24,888.20	n/b	\$ -
				\$ 126,095.45		\$ -
 <b><u>Group 3B - Top Soils - Non- Sterile</u></b>						
56 . Top Soil Mix 90/10	110	Tons	\$ 61.36	\$ 6,749.60	\$ 39.35	\$ 4,328.50
57 . Top Soil Mix 80/20	510	Tons	\$ 63.81	\$ 32,543.10	\$ 43.35	\$ 22,108.50
58 . Top Soil Mix 70/30	110	Tons	\$ 66.27	\$ 7,289.70	\$ 38.50	\$ 4,235.00
59 . Top Soil Mix 50/50	150	Tons	\$ 21.25	\$ 3,187.50	n/b	\$ -
60 . Top Soil Mix 100%	110	Tons	\$ 15.00	\$ 1,650.00	n/b	\$ -
61 . Ortona Sand	110	Tons	\$ 35.00	\$ 3,850.00	\$ 26.45	\$ 2,909.50
62 . Florida Lawn Sand	110	Tons	\$ 35.00	\$ 3,850.00	n/b	\$ -
63 . Mason Sand	110	Tons	\$ 34.50	\$ 3,795.00	\$ 24.95	\$ 2,744.50
64 . Trap Sand #70	110	Tons	\$ 36.00	\$ 3,960.00	\$ 26.45	\$ 2,909.50
				\$ 66,874.90		\$ 39,235.50
 <b><u>Group 3C - Top Soils - Sterilized</u></b>						
65 . Top Soil Material 90/10 Sterilized	200	Tons	n/b	\$ -	\$ 39.35	\$ 7,870.00
66 . Top Soil Mix 80/20 sterilized	1,710	Tons	n/b	\$ -	\$ 43.35	\$ 74,128.50
67 . Top Soil 70/30 sterilized	200	Tons	n/b	\$ -	\$ 47.35	\$ 9,470.00
68 . Nursery Mix sterlized	150	Tons	n/b	\$ -	n/b	\$ -
69 . Exotic Mix sterilized	150	Tons	n/b	\$ -	n/b	\$ -
<b>CODE:</b>						
Yellow (Primary)				\$ -		\$ 91,468.50
Green (Secondary)						
<b>Total Zone 3</b>				<b>\$ 192,970.35</b>		<b>\$ 130,704.00</b>

Zone 3 Includes: Davie, Plantation and Sunrise



Southeast Florida Governmental Purchasing Cooperative

Bid Tabulation Sheet

Bid #2018-001

AGGREGATES, TOP SOILS AND SAND

<u>Group 4A - Aggregates</u>	<u>Estimated Annual Quantity</u>	<u>Price Per</u>	<u>Austin Tupler Trucking, Inc.</u>		<u>Florida Superior Sand, Inc.</u>	
			<u>Unit Price</u>	<u>Total Price</u>	<u>Unit Price</u>	<u>Total Price</u>
70 . Road Rock - Crushed Limerock	157,225	Tons	\$ 17.11	\$ 2,690,119.75	n/b	\$ -
<i>*Charge for double crush, if requested</i>			\$ 1.50		n/a	\$ -
71 . Three-equarter inch Wash Rock	175	Tons	\$ 23.76	\$ 4,158.00	n/b	\$ -
72 . Fill as per Attached Special Specifications	30	Tons	\$ 13.86	\$ 415.80	n/b	\$ -
73 . Stabilizer Material	30	Tons	\$ 14.61	\$ 438.30	n/b	\$ -
74 . Concrete Screenings	30	Tons	\$ 23.36	\$ 700.80	n/b	\$ -
75 . Crushed Limerock 70%	30	Tons	\$ 17.11	\$ 513.30	n/b	\$ -
76 . Pea Rock	400	Tons	\$ 24.06	\$ 9,624.00	n/b	\$ -
77 . Rice Rock	60	Tons	\$ 24.06	\$ 1,443.60	n/b	\$ -
78 . #57 Rock	10	Tons	\$ 23.76	\$ 237.60	n/b	\$ -
				\$ 2,707,651.15		\$ -
<b><u>Group 4B - Top Soils - Non- Sterile</u></b>						
79 . Top Soil Mix 90/10	100	Tons	\$ 60.61	\$ 6,061.00	\$ 39.35	\$ 3,935.00
80 . Top Soil Mix 80/20	200	Tons	\$ 63.06	\$ 12,612.00	\$ 43.35	\$ 8,670.00
81 . Top Soil Mix 70/30	8,025	Tons	\$ 65.52	\$ 525,798.00	\$ 38.50	\$ 308,962.50
82 . Top Soil Mix 50/50	400	Tons	\$ 21.75	\$ 8,700.00	n/b	\$ -
83 . Top Soil Mix 100%	130	Tons	\$ 15.50	\$ 2,015.00	n/b	\$ -
84 . Ortona Sand	4,000	Tons	\$ 36.00	\$ 144,000.00	\$ 26.45	\$ 105,800.00
85 . Florida Lawn Sand	6,010	Tons	\$ 36.00	\$ 216,360.00	n/b	\$ -
86 . Mason Sand	30	Tons	\$ 35.50	\$ 1,065.00	\$ 24.95	\$ 748.50
87 . Trap Sand #70	2,000	Tons	\$ 37.00	\$ 74,000.00	\$ 26.45	\$ 52,900.00
				\$ 990,611.00		\$ 481,016.00
<b><u>Group 4C - Top Soils - Sterilized</u></b>						
88 . Top Soil Material 90/10 Sterilized	30	Tons	n/b	\$ -	\$ 39.35	\$ 1,180.50
89 . Top Soil Mix 80/20 sterilized	30	Tons	n/b	\$ -	\$ 43.35	\$ 1,300.50
90 . Top Soil 70/30 sterilized	130	Tons	n/b	\$ -	\$ 47.35	\$ 6,155.50
91 . Nursery Mix sterlized	30	Tons	n/b	\$ -	n/b	\$ -
92 . Exotic Mix sterilized	30	Tons	n/b	\$ -	n/b	\$ -
<b>CODE:</b>						
Yellow (Primary)				\$ -		\$ 8,636.50
Green (Secondary)						
<b>Total Zone 4</b>				<b>\$ 3,698,262.15</b>		<b>\$ 489,652.50</b>

Zone 4 Includes: Fort Lauderdale, Oakland Park and Wiltom Manors

**Southeast Florida Governmental Purchasing Cooperative**

Bid Tabulation Sheet

Bid #2018-001

AGGREGATES, TOP SOILS AND SAND

	<u>Estimated</u> <b>Annual</b>	<b>Price</b>	<b>Austin Tupler Trucking, Inc.</b>		<b>Florida Superior Sand, Inc.</b>	
			<b>Quantity</b>	<b>Per</b>	Unit Price	Total Price
<b><u>Group 5A - Aggregates</u></b>						
93 . Road Rock - Crushed Limerock <i>*Charge for double crush, if requested</i>	50	Tons	\$ 14.86	\$ 743.00	n/b	\$ -
			\$ 1.50		n/a	
94 . Three-equarter inch Wash Rock	50	Tons	\$ 21.51	\$ 1,075.50	n/b	\$ -
95 . Fill as per Attached Special Specifications	30	Tons	\$ 11.61	\$ 348.30	n/b	\$ -
96 . Stabilizer Material	30	Tons	\$ 12.36	\$ 370.80	n/b	\$ -
97 . Concrete Screenings	150	Tons	\$ 21.11	\$ 3,166.50	n/b	\$ -
98 . Crushed Limerock 70%	30	Tons	\$ 14.86	\$ 445.80	n/b	\$ -
99 . Pea Rock	30	Tons	\$ 21.81	\$ 654.30	n/b	\$ -
100 . Rice Rock	30	Tons	\$ 21.81	\$ 654.30	n/b	\$ -
101 . #57 Rock	30	Tons	\$ 21.51	\$ 645.30	n/b	\$ -
				\$ 8,103.80		\$ -
<b><u>Group 5B - Top Soils - Non- Sterile</u></b>						
102 . Top Soil Mix 90/10	30	Tons	\$ 61.61	\$ 1,848.30	\$ 39.35	\$ 1,180.50
103 . Top Soil Mix 80/20	50	Tons	\$ 64.06	\$ 3,203.00	\$ 43.35	\$ 2,167.50
104 . Top Soil Mix 70/30	30	Tons	\$ 66.52	\$ 1,995.60	\$ 38.50	\$ 1,155.00
105 . Top Soil Mix 50/50	30	Tons	\$ 19.50	\$ 585.00	n/b	\$ -
106 . Top Soil Mix 100%	30	Tons	\$ 13.25	\$ 397.50	n/b	\$ -
107 . Ortona Sand	30	Tons	\$ 36.50	\$ 1,095.00	\$ 26.45	\$ 793.50
108 . Florida Lawn Sand	30	Tons	\$ 36.50	\$ 1,095.00	n/b	\$ -
109 . Mason Sand	30	Tons	\$ 36.00	\$ 1,080.00	\$ 24.95	\$ 748.50
110 . Trap Sand #70	200	Tons	\$ 37.50	\$ 7,500.00	\$ 26.45	\$ 5,290.00
				\$ 18,799.40		\$ 11,335.00
<b><u>Group 5C - Top Soils - Sterilized</u></b>						
111 . Top Soil Material 90/10 Sterilized	30	Tons	n/b	\$ -	\$ 39.35	\$ 1,180.50
112 . Top Soil Mix 80/20 sterilized	30	Tons	n/b	\$ -	\$ 43.35	\$ 1,300.50
113 . Top Soil 70/30 sterilized	100	Tons	n/b	\$ -	\$ 47.35	\$ 4,735.00
114 . Nursery Mix sterilized	30	Tons	n/b	\$ -	n/b	\$ -
115 . Exotic Mix sterilized	30	Tons	n/b	\$ -	n/b	\$ -
<b>CODE:</b>						
Yellow (Primary)				\$ -		\$ 7,216.00
Green (Secondary)						
<b>Total Zone 5</b>				\$ 26,903.20		\$ 18,551.00

**Zone 5 Includes: Cooper City**

**Southeast Florida Governmental Purchasing Cooperative**

Bid Tabulation Sheet

Bid #2018-001

AGGREGATES, TOP SOILS AND SAND

	<u>Estimated</u> <u>Annual</u> <u>Quantity</u>	<u>Price</u> <u>Per</u>	<b>Austin Tupler Trucking, Inc.</b>		<b>Florida Superior Sand, Inc.</b>	
			Unit Price	Total Price	Unit Price	Total Price
<b><u>Group 6A - Aggregates</u></b>						
116 . Road Rock - Crushed Limerock	1,980	Tons	\$ 15.36	\$ 30,412.80	n/b	\$ -
<i>*Charge for double crush, if requested</i>			\$ 1.50		n/a	\$ -
117 . Three-quarter inch Wash Rock	150	Tons	\$ 22.01	\$ 3,301.50	n/b	\$ -
118 . Fill as per Attached Special Specifications	150	Tons	\$ 12.11	\$ 1,816.50	n/b	\$ -
119 . Stabilizer Material	20	Tons	\$ 12.86	\$ 257.20	n/b	\$ -
120 . Concrete Screenings	20	Tons	\$ 21.61	\$ 432.20	n/b	\$ -
121 . Crushed Limerock 70%	400	Tons	\$ 15.36	\$ 6,144.00	n/b	\$ -
122 . Pea Rock	160	Tons	\$ 22.31	\$ 3,569.60	n/b	\$ -
123 . Rice Rock	100	Tons	\$ 22.31	\$ 2,231.00	n/b	\$ -
124 . #57 Rock	200	Tons	\$ 22.01	\$ 4,402.00	n/b	\$ -
				\$ 52,566.80		\$ -
<b><u>Group 6B - Top Soils - Non- Sterile</u></b>						
125 . Top Soil Mix 90/10	1,000	Tons	\$ 61.61	\$ 61,610.00	\$ 39.35	\$ 39,350.00
126 . Top Soil Mix 80/20	1,525	Tons	\$ 64.06	\$ 97,691.50	\$ 43.35	\$ 66,108.75
127 . Top Soil Mix 70/30	525	Tons	\$ 66.52	\$ 34,923.00	\$ 38.50	\$ 20,212.50
128 . Top Soil Mix 50/50	125	Tons	\$ 20.00	\$ 2,500.00	n/b	\$ -
129 . Top Soil Mix 100%	100	Tons	\$ 13.75	\$ 1,375.00	n/b	\$ -
130 . Ortona Sand	100	Tons	\$ 36.50	\$ 3,650.00	\$ 26.45	\$ 2,645.00
131 . Florida Lawn Sand	500	Tons	\$ 36.50	\$ 18,250.00	n/b	\$ -
132 . Mason Sand	30	Tons	\$ 36.00	\$ 1,080.00	\$ 24.95	\$ 748.50
133 . Trap Sand #70	30	Tons	\$ 37.50	\$ 1,125.00	\$ 26.45	\$ 793.50
				\$ 222,204.50		\$ 129,858.25
<b><u>Group 6C - Top Soils - Sterilized</u></b>						
134 . Top Soil Material 90/10 Sterilized	500	Tons	n/b	\$ -	\$ 39.35	\$ 19,675.00
135 . Top Soil Mix 80/20 sterilized	750	Tons	n/b	\$ -	\$ 43.35	\$ 32,512.50
136 . Top Soil 70/30 sterilized	500	Tons	n/b	\$ -	\$ 47.35	\$ 23,675.00
137 . Nursery Mix sterilized	20	Tons	n/b	\$ -	n/b	\$ -
138 . Exotic Mix sterilized	20	Tons	n/b	\$ -	n/b	\$ -
<b>CODE:</b>						
Yellow (Primary)				\$ -		\$ 75,862.50
Green (Secondary)						
<b>Total Zone 6</b>				<b>\$ 274,771.30</b>		<b>\$ 205,720.75</b>

**Zone 6 Includes: Dania Beach, Hallandale and Hollywood**

Southeast Florida Governmental Purchasing Cooperative

Bid Tabulation Sheet

Bid #2018-001

AGGREGATES, TOP SOILS AND SAND

	<u>Estimated</u>	<u>Price</u>	<u>Austin Tupler Trucking, Inc.</u>		<u>Florida Superior Sand, Inc.</u>	
			<u>Annual</u>	<u>Per</u>	<u>Unit Price</u>	<u>Total Price</u>
<u>Group 7A - Aggregates</u>	<u>Quantity</u>					
139 . Road Rock - Crushed Limerock	1,260	Tons	\$ 15.36	\$ 19,353.60	n/b	\$ -
<i>*Charge for double crush, if requested</i>			\$ 1.50		n/a	
140 . Three-quarter inch Wash Rock	500	Tons	\$ 22.01	\$ 11,005.00	n/b	\$ -
141 . Fill as per Attached Special Specifications	30	Tons	\$ 12.11	\$ 363.30	n/b	\$ -
142 . Stabilizer Material	100	Tons	\$ 12.86	\$ 1,286.00	n/b	\$ -
143 . Concrete Screenings	30	Tons	\$ 21.61	\$ 648.30	n/b	\$ -
144 . Crushed Limerock 70%	200	Tons	\$ 15.36	\$ 3,072.00	n/b	\$ -
145 . Pea Rock	30	Tons	\$ 22.31	\$ 669.30	n/b	\$ -
146 . Rice Rock	30	Tons	\$ 22.31	\$ 669.30	n/b	\$ -
147 . #57 Rock	1,260	Tons	\$ 22.01	\$ 27,732.60	n/b	\$ -
				\$ 64,799.40		\$ -
 <b><u>Group 7B - Top Soils - Non- Sterile</u></b>						
148 . Top Soil Mix 90/10	30	Tons	\$ 62.11	\$ 1,863.30	\$ 39.35	\$ 1,180.50
149 . Top Soil Mix 80/20	30	Tons	\$ 64.56	\$ 1,936.80	\$ 43.35	\$ 1,300.50
150 . Top Soil Mix 70/30	30	Tons	\$ 67.02	\$ 2,010.60	\$ 38.50	\$ 1,155.00
151 . Top Soil Mix 50/50	100	Tons	\$ 20.00	\$ 2,000.00	n/b	\$ -
152 . Top Soil Mix 100%	30	Tons	\$ 13.75	\$ 412.50	n/b	\$ -
153 . Ortona Sand	30	Tons	\$ 38.00	\$ 1,140.00	\$ 26.45	\$ 793.50
154 . Florida Lawn Sand	700	Tons	\$ 38.00	\$ 26,600.00	n/b	\$ -
155 . Mason Sand	82	Tons	\$ 37.50	\$ 3,075.00	\$ 24.95	\$ 2,045.90
156 . Trap Sand #70	716	Tons	\$ 39.00	\$ 27,924.00	\$ 26.45	\$ 18,938.20
				\$ 66,962.20		\$ 25,413.60
 <b><u>Group 7C - Top Soils - Sterilized</u></b>						
157 . Top Soil Material 90/10 Sterilized	30	Tons	n/b	\$ -	\$ 39.35	\$ 1,180.50
158 . Top Soil Mix 80/20 sterilized	30	Tons	n/b	\$ -	\$ 43.35	\$ 1,300.50
159 . Top Soil 70/30 sterilized	1,000	Tons	n/b	\$ -	\$ 47.35	\$ 47,350.00
160 . Nursery Mix sterilized	30	Tons	n/b	\$ -	n/b	\$ -
161 . Exotic Mix sterilized	30	Tons	n/b	\$ -	n/b	\$ -
 <b>CODE:</b>						
Yellow (Primary)				\$ -		\$ 49,831.00
Green (Secondary)						
<b>Total Zone 7</b>				<b>\$ 131,761.60</b>		<b>\$ 75,244.60</b>

Zone 7 Includes: Miami, Miami-Gardens and North Miami

Southeast Florida Governmental Purchasing Cooperative

Bid Tabulation Sheet

Bid #2018-001

AGGREGATES, TOP SOILS AND SAND

<u>Group 8A - Aggregates</u>	<u>Estimated Annual Quantity</u>	<u>Price Per</u>	<u>Austin Tupler Trucking, Inc.</u>		<u>Florida Superior Sand, Inc.</u>	
			<u>Unit Price</u>	<u>Total Price</u>	<u>Unit Price</u>	<u>Total Price</u>
162 . Road Rock - Crushed Limerock <i>*Charge for double crush, if requested</i>	425	Tons	\$ 23.36	\$ 9,928.00	n/b	\$ -
			\$ 1.50		n/b	
163 . Three-quarter inch Wash Rock	380	Tons	\$ 30.01	\$ 11,403.80	n/b	\$ -
164 . Fill as per Attached Special Specifications	400	Tons	\$ 20.11	\$ 8,044.00	n/b	\$ -
165 . Stabilizer Material	150	Tons	\$ 20.86	\$ 3,129.00	n/b	\$ -
166 . Concrete Screenings	200	Tons	\$ 29.61	\$ 5,922.00	n/b	\$ -
167 . Crushed Limerock 70%	50	Tons	\$ 23.36	\$ 1,168.00	n/b	\$ -
168 . Pea Rock	126	Tons	\$ 30.31	\$ 3,819.06	n/b	\$ -
169 . Rice Rock	50	Tons	\$ 30.31	\$ 1,515.50	n/b	\$ -
170 . #57 Rock	75	Tons	\$ 30.01	\$ 2,250.75	n/b	\$ -
				\$ 47,180.11		\$ -
<b><u>Group 8B - Top Soils - Non- Sterile</u></b>						
171 . Top Soil Mix 90/10	550	Tons	\$ 58.61	\$ 32,235.50	\$ 39.35	\$ 21,642.50
172 . Top Soil Mix 80/20	150	Tons	\$ 61.06	\$ 9,159.00	\$ 43.35	\$ 6,502.50
173 . Top Soil Mix 70/30	502	Tons	\$ 63.52	\$ 31,887.04	\$ 38.50	\$ 19,327.00
174 . Top Soil Mix 50/50	700	Tons	\$ 28.00	\$ 19,600.00	n/b	\$ -
175 . Top Soil Mix 100%	55	Tons	\$ 21.75	\$ 1,196.25	n/b	\$ -
176 . Ortona Sand	950	Tons	\$ 37.00	\$ 35,150.00	\$ 26.45	\$ 25,127.50
177 . Florida Lawn Sand	100	Tons	\$ 37.00	\$ 3,700.00	n/b	\$ -
178 . Mason Sand	273	Tons	\$ 36.50	\$ 9,964.50	\$ 24.95	\$ 6,811.35
179 . Trap Sand #70	1,650	Tons	\$ 38.00	\$ 62,700.00	\$ 26.45	\$ 43,642.50
				\$ 205,592.29		\$ 123,053.35
<b><u>Group 8C - Top Soils - Sterilized</u></b>						
180 . Top Soil Material 90/10 Sterilized	805	Tons	n/b	\$ -	\$ 39.35	\$ 31,676.75
181 . Top Soil Mix 80/20 sterilized	305	Tons	n/b	\$ -	\$ 43.35	\$ 13,221.75
182 . Top Soil 70/30 sterilized	55	Tons	n/b	\$ -	\$ 47.35	\$ 2,604.25
183 . Nursery Mix sterilized	55	Tons	n/b	\$ -	n/b	\$ -
184 . Exotic Mix sterilized	55	Tons	n/b	\$ -	n/b	\$ -
<b>CODE:</b>						
Yellow (Primary)				\$ -		\$ 47,502.75
Green (Secondary)						
<b>Total Zone 8</b>				<b>\$ 252,772.40</b>		<b>\$ 170,556.10</b>

Zone 8 Includes: Boca Raton, Riviera Beach, Royal Palm Beach, and West Palm Beach