



Pompano Beach Fishing Village Signage Program

Recognizing the unique character of Pompano Beach Fishing Village as an important destination attracting visitors from Pompano Beach and surrounding areas located on publicly owned land, the following special signage guidelines are hereby implemented. These guidelines are intended to promote distinctive signage solutions commensurate with the community wide significance of the development. The guidelines are further intended to encourage creative signage design complementary to and in appropriate scale with the approved building architecture and shall satisfy and supersede all code requirements for the establishment of a signage program. Further, the provisions of this narrative shall supersede and take precedence over the exhibits attached hereto, in the event of any conflicts therewith.

For the purposes hereof, NE 2nd Street, NE 3rd Street, Pompano Beach Boulevard, Seabreeze Way and SR A1A (North Ocean Boulevard) shall be considered as Public Streets, and the land bounded by NE 2nd Street, SR A1A, NE 3rd Street and Pompano Beach Boulevard shall be considered the PD.

(1) **Building signs.** Building signs are permitted on multi-tenant buildings according to the following specifications:

(a) Placement: near the top of building, at or above the top floor of the building, but below the top of eaves or parapets, if any. Signs shall be directly on the wall surface, and the background shall be the building wall. One Building sign is allowed per façade, however multiple signs may be located on an individual façade. The location of Building signs for each building within Pompano Beach Fishing Village, if applicable, is identified in Exhibits R-1, R-2, R-3, R-4 and R-5

(b) Dimensions: a maximum of 80 square feet for each sign permitted, and lettering shall be a maximum of 36 inches in height. For buildings of more than four stories in height, each sign may be a maximum of 100 square feet in area, with lettering a maximum of 96 inches in height.

(c) Materials: metal, stone, plaster, or durable synthetic materials.

(d) Lighting: signs may be front lit, back lit, or internally lit. No neon lighting is permitted.

(e) Design: sign should be consistent with the building architecture. No automatic changeable face signs are permitted. The default font for Building signs shall be NEVIS, and default colors shall be Pantone 3035 and Pantone 622 and Pantone 624; however, trademarked or copyrighted signs and logos are exempt from font and color restrictions.

AAC

PZ19-30000004

9/7/2021

(2) **Wall signs.** This type of sign is intended primarily for retail or service uses to draw the attention of pedestrians and drivers.

(a) Placement:

1. Multi-story building: at or just above the first floor on the primary building facade, canopy or overhang only. The bottom of the wall sign shall be a minimum of ten feet above grade. One wall sign shall be allowed per tenant per façade.

2. Single and multi-story buildings: the sign shall be an integral part of the facade composition; the building wall may serve as the sign background. The location of Wall signs for each building within the PD, if applicable, is identified in Exhibits R-1, R-2, R-3, R-4 and R-5. On Parcel R-4 Signs should be centered over the bay or the entry on each façade. Artistic Elements not a part of a logo and visually separated from the wall sign are allowed provided the sign area does not exceed 75 square feet, are equal to or less than 72" in height, are limited to no more than 2 per building.

(b) Dimensions: signs shall not exceed one square foot of sign area per one linear foot of tenant frontage. Individual elements or letters are limited to 48 inches in height for single tenant buildings and 32 inches in height for multi-tenant buildings.

(c) Materials: metal, stone, wood, paint, plaster, or durable synthetic materials.

(d) The following types of sign lighting are permitted: front lit, back lit, or internally lit.

(e) Design: Wall signs and artistic elements shall be consistent with the building's architecture. The default font for Wall signs shall be NEVIS, and default colors shall be Pantone 3035 and Pantone 622 and Pantone; however, trademarked, copyrighted or proprietary signs and logos are exempt from font and color restrictions.

(3) **Bracket or blade signs.** These signs may be used in place of or in addition to a sign if located in an arcade or covered patio or deck, or if not in conflict with the wall sign.

(a) Placement: perpendicular to the primary building facade, may be held by brackets, cantilevered, or suspended under a soffit, must allow a minimum clearance above the pedestrian walkway or sidewalk of eight feet.

(b) Dimensions: maximum of six square feet, may project a maximum of four feet from the building face, except if they are located beneath an overhang, arcade or canopy, in which case they shall not extend more than twelve inches beyond the outside edge of the overhang, arcade, or canopy. Letters may have a maximum height of twelve inches, logos or artwork may be a maximum of eighteen inches in any dimension.

(c) Materials: metal, wood, or durable synthetic materials.

(d) Lighting: externally or internally lit.

(e) Design: may be double faced, may include symbols such as barber poles, but shall otherwise be essentially two dimensional. The default font for Bracket and Blade signs shall be NEVIS, and default colors shall be Pantone 3035 and Pantone 622 and Pantone 624; however, trademarked, copyrighted or proprietary signs and logos are exempt from font and color restrictions.

(4) **Monument signs.** This type of sign is intended to identify the names of businesses located within the development that may not be immediately visible or apparent to passing motorists, cyclists, transit riders and pedestrians.

- (a) Permitted locations: Anywhere within the limits of the PD.
- (b) Placement: In accordance with the plan attached as Exhibit M.
- (c) Dimensions: sign panel is limited to a maximum of 50 square feet; if located on the ground or at the first story level on a wall, overall height is limited to eight feet above grade.
- (d) Materials: metal, wood, composite, concrete.
- (e) Lighting: externally lit, on ground or projecting downward from top of sign. Internal lighting is not permitted.
- (f) Design: sign shall be treated as an integral part of the site design. Sign shall be essentially two dimensional, and may be double faced. Sign panel may feature artwork or logos in a two dimensional graphic layout.

(5) **Window signs.** These signs are intended for the pedestrian. They include permanent applied graphics such as name, hours of operation, telephone numbers, and street numbers.

- (a) Placement: on storefront windows and doors, may be applied to interior surface of glass only. Shall not substantially obscure visibility through the window.
- (b) Dimensions: graphics are limited to a maximum of 20% of the total glass area; letters may have a maximum height of six inches.
- (c) Materials: vinyl or plastic letters, etched glass or professionally painted application.
- (d) Design: simple and understated, limited to conveying the necessary information.

(6) **Directory signs.** These are pedestrian-oriented signs, intended to direct pedestrians to specific public (beach, pier, parking, restrooms, water taxi, library are examples) and private (specific businesses) destinations.

- (a) Permitted locations: In accordance with the plan attached as Exhibit M.
- (b) Placement: no closer than two (2) feet to any right-of-way. Perpendicular to the ground; may be parallel or perpendicular to a building facade.
- (c) Dimensions: sign panel is limited to a maximum of twenty-four (24) square feet; overall height of structure is limited to eight (8) feet above grade.
- (d) Materials: metal, wood, composite, concrete.
- (e) Lighting: externally lit, on ground or projecting from top of sign. Internal lighting is not permitted.
- (f) Design: sign shall be treated as an integral part of the site design. Sign shall be essentially two dimensional, and may be double faced. Sign panel may feature artwork or logos in a two dimensional graphic layout. Fonts and colors shall be identified in Exhibit M.

(7) **Directional signs.** These signs are auto-oriented and are intended to direct motorists to direct to specific public (beach, pier, parking, library are examples) and private (specific businesses) destinations.

(a) Permitted locations: In accordance with the plan attached as Exhibit M.

(b) Placement: no closer than two feet to any travel lane. Perpendicular to the ground; may be parallel or perpendicular to the primary building facade.

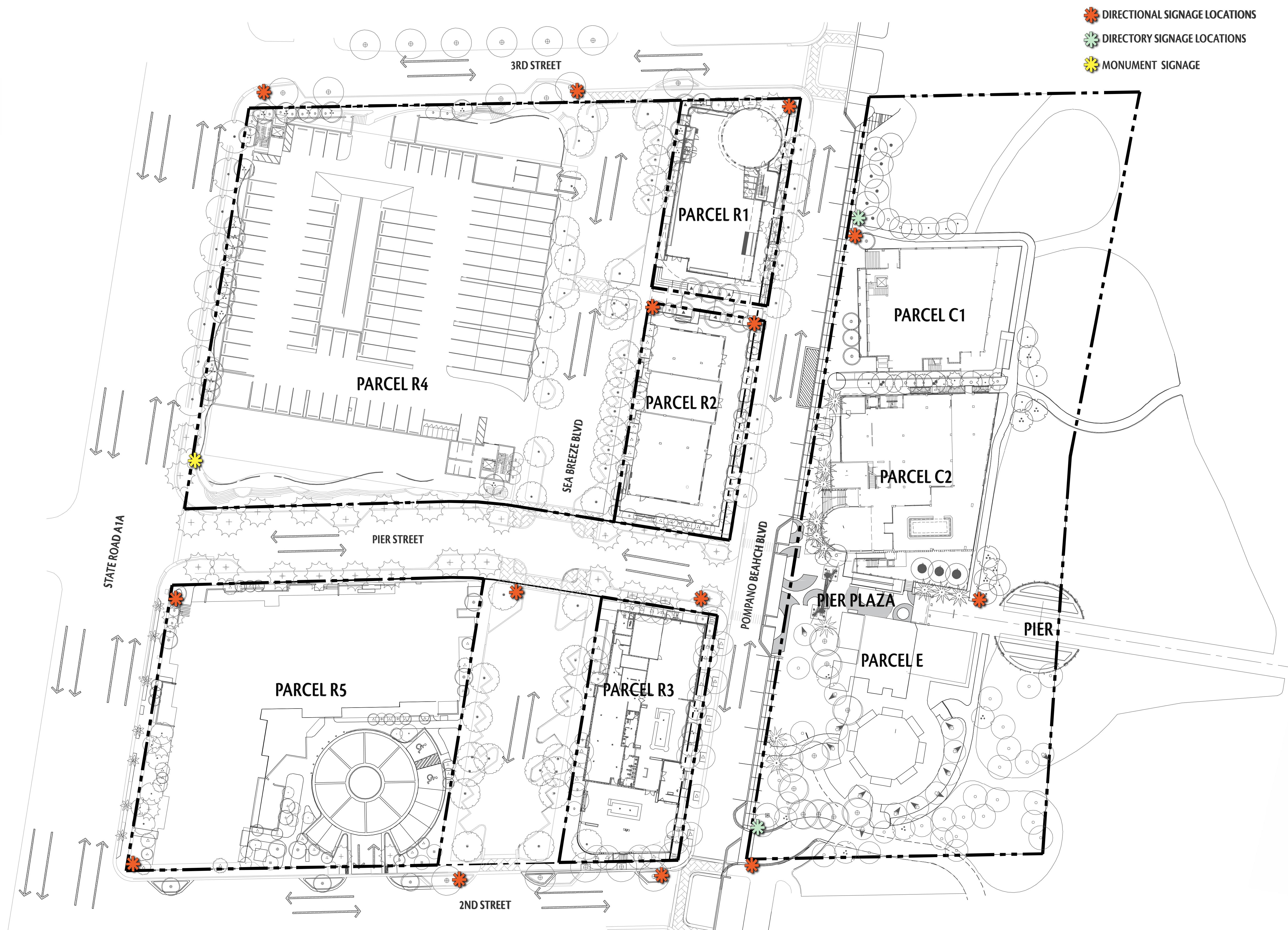
(c) Dimensions: individual sign panels/blades are limited to a maximum of three (3) square feet; overall height is limited to ten (10) feet above grade.

(d) Materials: metal, wood, composite, concrete.

(e) Lighting: externally lit, on ground or projecting downward from top of sign. Internal lighting is not permitted.

(f) Design: sign shall be treated as an integral part of the site design. Sign shall be essentially two dimensional, and may be double faced. Sign panel may feature artwork or logos in a two dimensional graphic layout. Fonts and colors shall be identified in Exhibit M, however, trademarked, copyrighted or proprietary signs and logos are exempt from font and color restrictions.

Exhibit M
Master Sign Plan



AAC
PZ19-30000004
9/7/2021



Prepared for:

Pompano
beach.
Florida's Warmest Welcome

Clients:

New Urban  Communities

CASTER
developers

Consultants:

EDSA, INC.
Planning, Landscape Architecture, Urban Design
1512 East Broward Boulevard
Suite 110
Fort Lauderdale, FL 33301

Rev:	Date:	Description:	By:
1	08/02/21	PERMIT APPLICATION RESUBMITTAL	EDSA

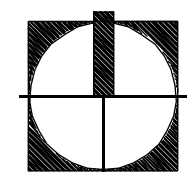
Sheet Title:

**MASTER SIGN
PROGRAM
LOCATION PLAN**

Scale and North Arrow:

0 30' 60'

SCALE: 1" = 30'-0"

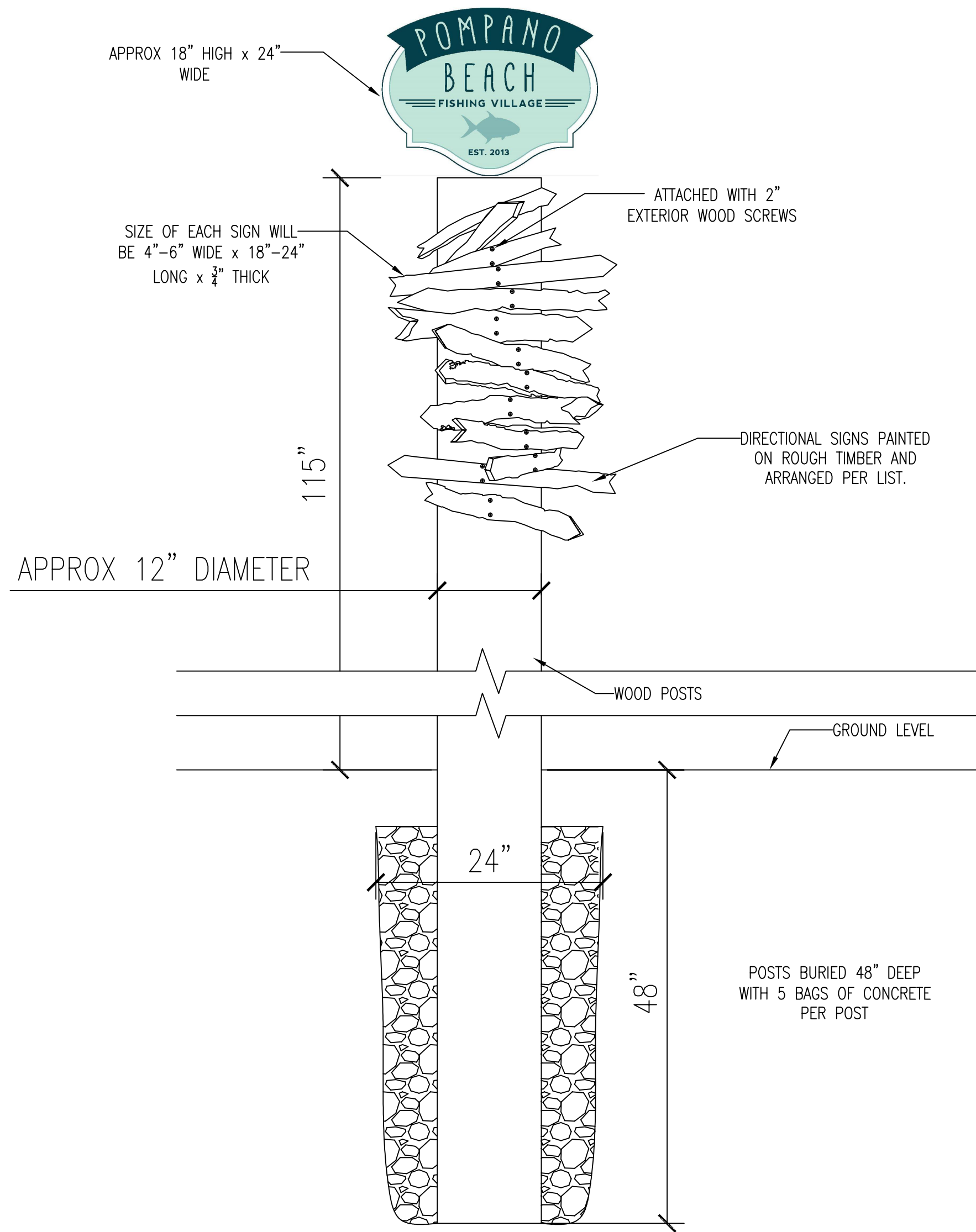


NORTH

Date: 12 AUG 2019	Designed By: EDSA
Project No: 113037	Drawn By: EDSA

Sheet Number:
L1.00

AAC
PZ19-30000004
9/7/2021



APPROVED BY:
ENG.
P.M.
CLIENT
MANUF.

Southeast
WOODCRAFTERS

1566 NW 1ST AVE - BOCA RATON, FL 33432-1706
P: 561-392-2929 F: 561-338-9253

CLIENT: RCC ASSOCIATES

PROJECT: LUCKY FISH

REVISION 1:

REVISION 2:

DWG:

DIRECTIONAL SIGN POSTS

AAC

PZ19-30000004
9/7/2021

DATE: 8-3-2021

SCALE:

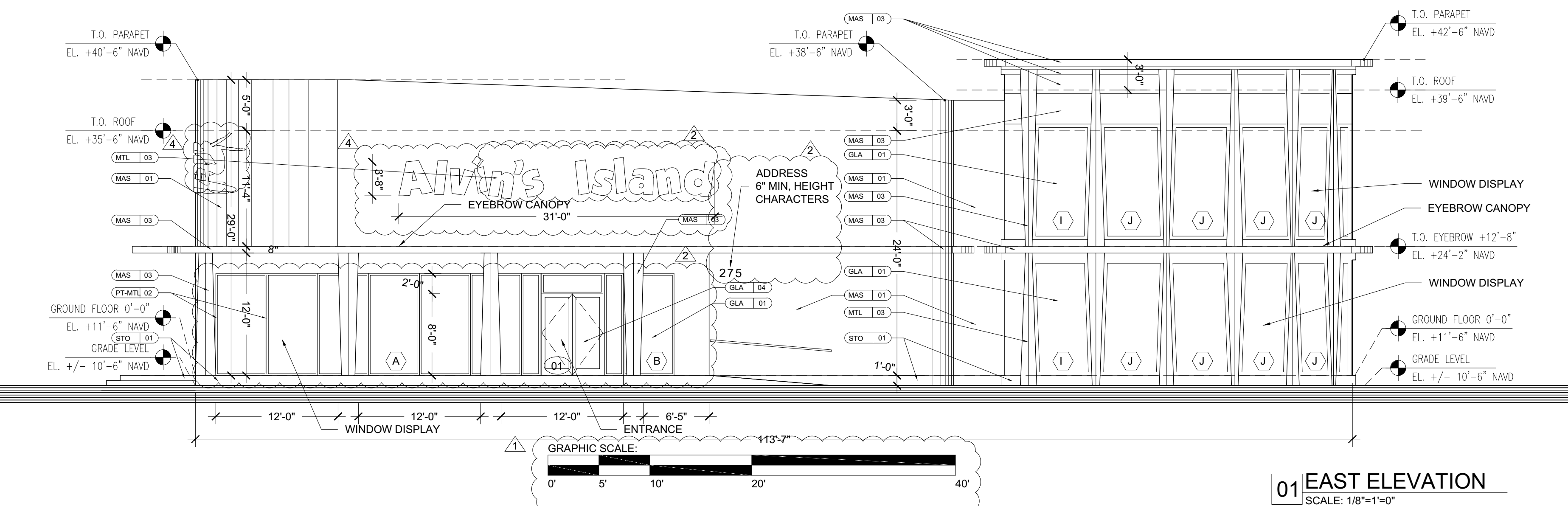
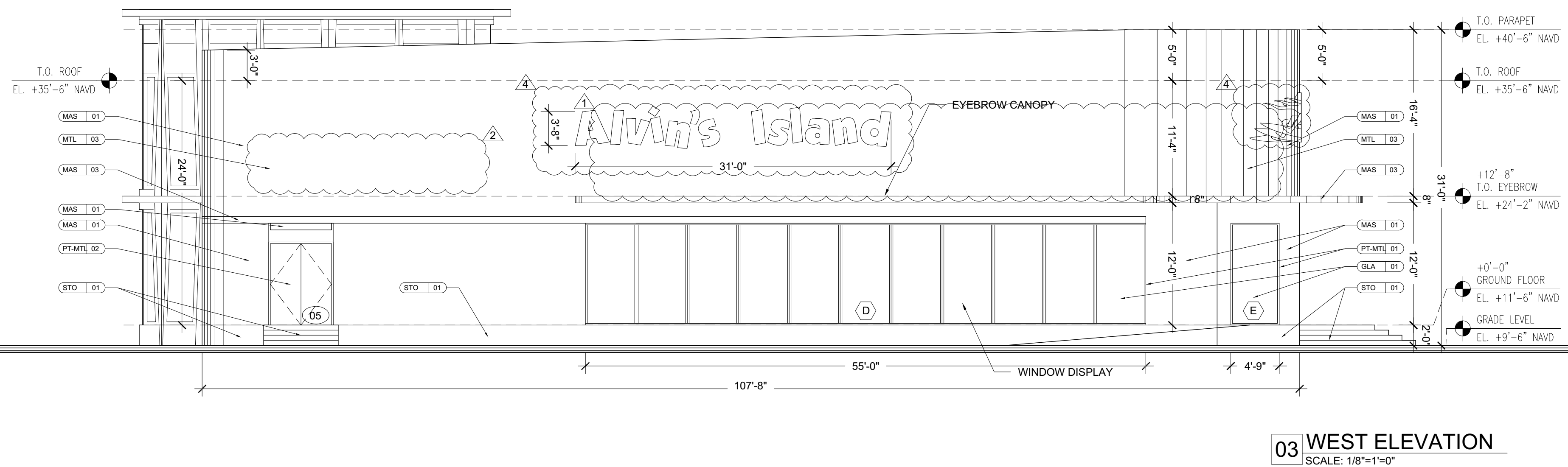
DRAWN BY:

PAGE:

Exhibit R-1
Parcel R-1 Sign Placement

MATERIAL & COLOR LEGEND			
LABEL	MATERIAL	DESCRIPTION	NOTES
(PT-MTL 01)	ALUMINUM	PAINTED MULLIONS - COLOR: SUPER WHITE	
(PT-MTL 02)	METAL	PAINTED DOOR - WOLF GRAY 2127-40	
(PT-MTL 03)	ALUMINUM	NOT USED	
(PT-MTL 04)	ALUMINUM	NOT USED	
(PT-MTL 05)	ALUMINUM	NOT USED	
(PT-MTL 06)	ALUMINUM	NOT USED	
(PT-MTL 07)	ALUMINUM	NOT USED	
(MAS 01)	STUCCO	PAINTED STUCCO WALL - COLOR: ICE MIST 2123-70 *	
(MAS 02)	STUCCO	PAINTED STUCCO TRIM - COLOR:FEATHER GRAY 2127-60	
(MAS 03)	CONCRETE	EXPOSED ARCHITECTURAL CONCRETE	
(MAS 04)	CONCRETE	EXPOSED ARCHITECTURAL CONCRETE	
(MTL 01)	METAL	METAL PANEL WALL SYSTEM	NOT USED
(MTL 02)	METAL	METAL PANEL CLADDING ON EYEBROW	NOT USED
(MTL 03)	METAL	DECORATIVE ART ATTACHMENT TO WALL FACE	BY SIGNAGE VENDOR
(STO 01)	STONE	NATURAL CUT LAVA STONE VENEER	
(FAB 01)	FABRIC	NOT USED	
(GLA 01)	GLASS	CLEAR GLASS WINDOW	
(GLA 02)	GLASS	NOT USED	
(GLA 03)	GLASS	NOT USED	
(GLA 04)	GLASS	DOOR WITH CLEAR GLASS	
(GLA 05)	GLASS	NOT USED	
(GLA 06)	GLASS	NOT USED	

* BENJAMIN MOORE BRAND PAINT OR EQUAL



AAC
PZ19-30000004
9/7/2021

Gonzalez ARCHITECTURE
4304 NE 2ND AVENUE
MIAMI FLORIDA 33137
T: 305.440.4314
F: 866.443.1486
E: create@gonzalezarchitecture.com

ENGINEERS OF RECORD

CREDO CONSULTING ENGINEERS, LLC
800 E BROWARD BLVD., SUITE 601
FORT LAUDERDALE, FL 33301
PHONE: 954 763 2246
FAX: 954 763 2247
WWW.CREDO-ENGINEERS.COM

MUENGINEERS, INC.
3440 NE 12TH AVENUE
OAKLAND PARK, FL 33334
PHONE: 954 324 4730
CA#: 293348
WWW.MUENGINEERS.COM

SEAL / SIGNATURE

ENRIQUE RENE GONZALEZ

STATE OF FLORIDA
REGISTRATION AR94719

DRAWING ISSUE	
11-20-17 PERMIT ISSUE	
1	01/10/2018 BLDG. DEPT. COMMENTS
2	03-22-2018 BDC RESPONSE CYC. 02
3	12-04-2018 RFI 06 RESPONSE
4	08-09-2019 SIGNAGE SUBMITTAL

ALVIN'S ISLAND
PARCEL R1
275 N. POMPAHO BEACH BOULEVARD
POMPAHO BEACH, FLORIDA 33062

1. ALL CONTRACTORS SHALL FIELD MEASURE AND VERIFY ALL DIMENSIONS.
2. ALL CONTRACTORS SHALL COMPLY WITH APPLICABLE LOCAL, STATE AND FEDERAL BUILDING CODES.
3. APPLICABLE PERMIT SHALL BE POSTED ON SITE AT ALL TIMES.
4. GC TO PROVIDE SHOP DRAWINGS FOR ALL SPECIALTY WORK, INCLUDING BUT NOT LIMITED TO WINDOWS, STEEL, MILLWORK ETC

DESCRIPTION

ELEVATIONS

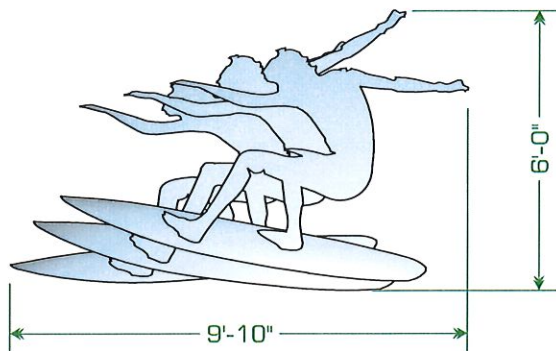
SCALE: 1/8"=1'-0"

SHEET

A4.0

© 2016 Gonzalez Architecture P.A.

ARTISTIC ELEMENTS INTERNALLY-ILLUMINATED
REVERSE CHANNEL FEATURE (QTY 2)



Scale: 1/4" = 1'-0"

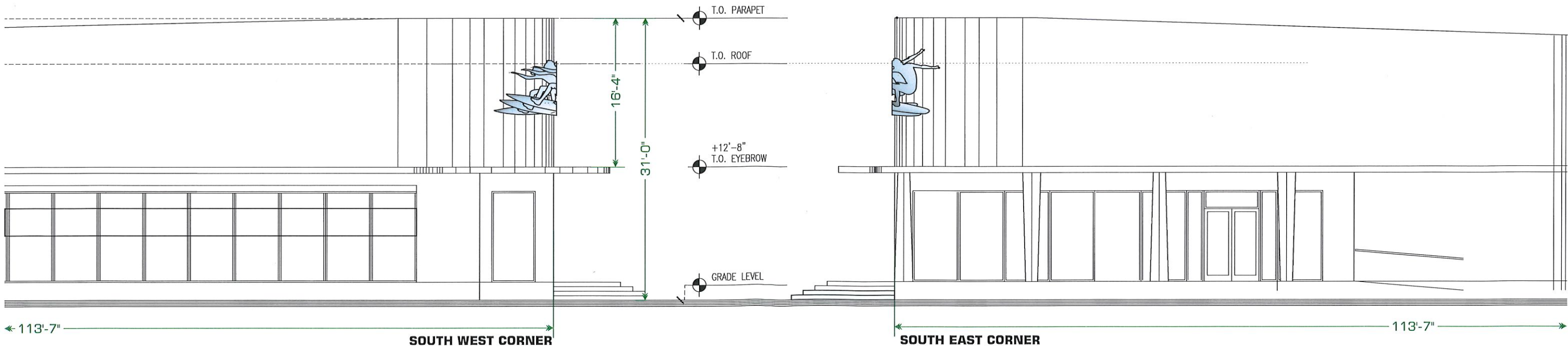


NTS

Letter color: Painted brushed aluminum
Depth: 3"
Illumination: White LEDs



PAINTED
BRUSHED ALUMINUM



Colors shown on drawing are for presentation purposes.
All colors must be confirmed and initialed by project manager before painting

Art Sign Company
835 NW 6th Ave. Ft. Lauderdale, FL 33311
T. 954.763.4410 BRAD@artsignfl.com

CLIENT APPROVAL

ALVIN'S ISLAND
Pompano Beach, FL

INTERNALLY-ILLUMINATED REVERSE CHANNEL LETTERS


SOUTH ELEVATION Scale: 3/32" = 1'-0"

Sales rep: Diana
Revised by: Carlos
DATE: 7/12/2019 Page: 1

Any party accepting this document does so in confidence and agrees that it should not be duplicated, in whole or in part, nor disclose to others without the written consent of Art Sign Company, Inc. Reference copy list for copy/graphic specific to each sign location. Contractor shall verify all conditions on site and notify any variation from what is shown on the drawings before proceeding with fabrication.

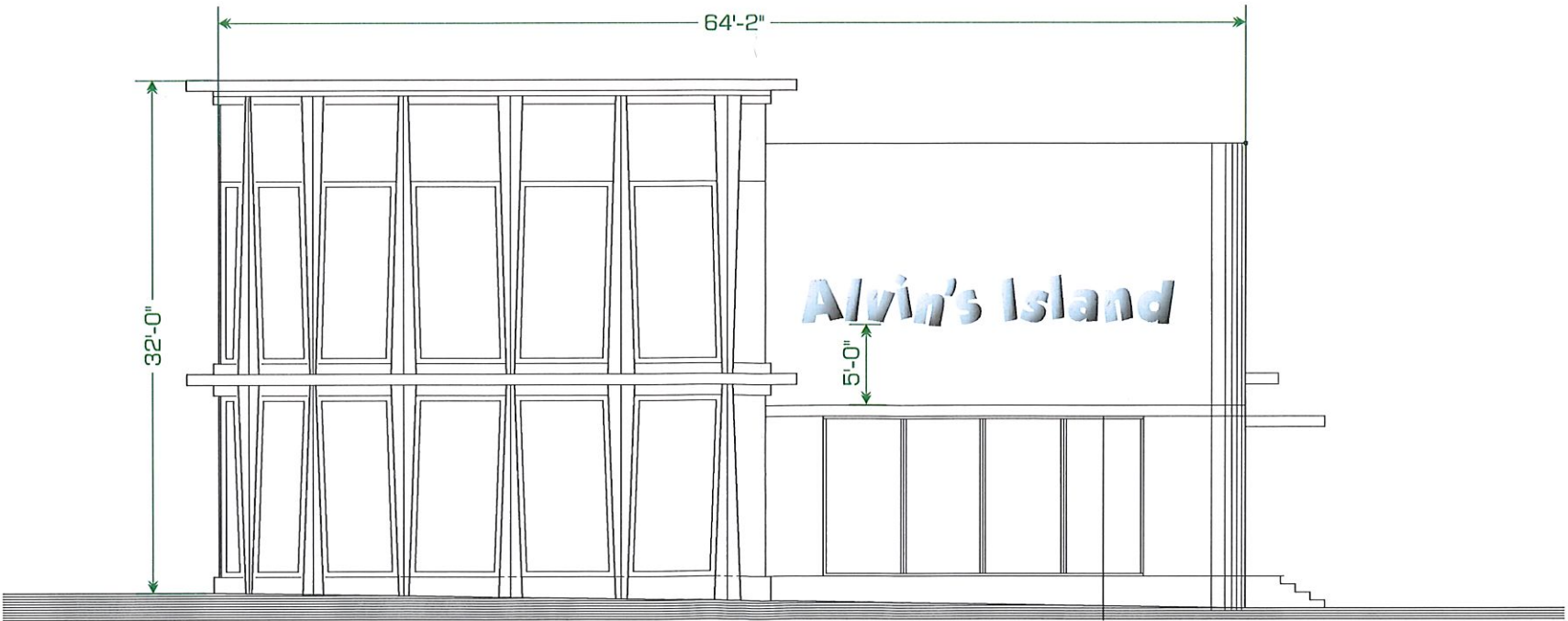
PZ19-30000004
9/7/2021

INTERNALLY-ILLUMINATED **REVERSE** CHANNEL LETTERS AND LOGO



Scale: 3/8" = 1'-0"
Square footage: 64.16

Letter color: Painted brushed aluminum
Letter Depth: 3"
Letter Style: Logotype
Illumination: White LEDs
Allowed Sq. Ft.: 64.16
Proposed Sq. ft: 64.16



NORTH ELEVATION Scale: 3/32" = 1'-0"

Colors shown on drawing are for presentation purposes.
All colors must be confirmed and initialed by project manager before painting


 835 NW 6 th Ave. Ft. Lauderdale, FL. 33311 T. 954.763.4410 BRAD@artsignfl.com	CLIENT APPROVAL 	ALVIN'S ISLAND Pompano Beach, FL	INTERNALLY-ILLUMINATED REVERSE CHANNEL LETTERS	Drawn by: Carlos 6/11/2018 	Sales rep: Diana Revised by: Carlos DATE: 7/12/2019 Page: 3
---	-------------------------	-------------------------------------	--	------------------------------------	---

Any party accepting this document does so in confidence and agrees that it should not be duplicated, in whole or in part, nor disclose to others without the written consent of Art Sign Company, Inc. Reference copy list for copy/graphic specific to each sign location. Contractor shall verify all conditions on site and notify any change to what is shown on the drawings before proceeding with fabrication.

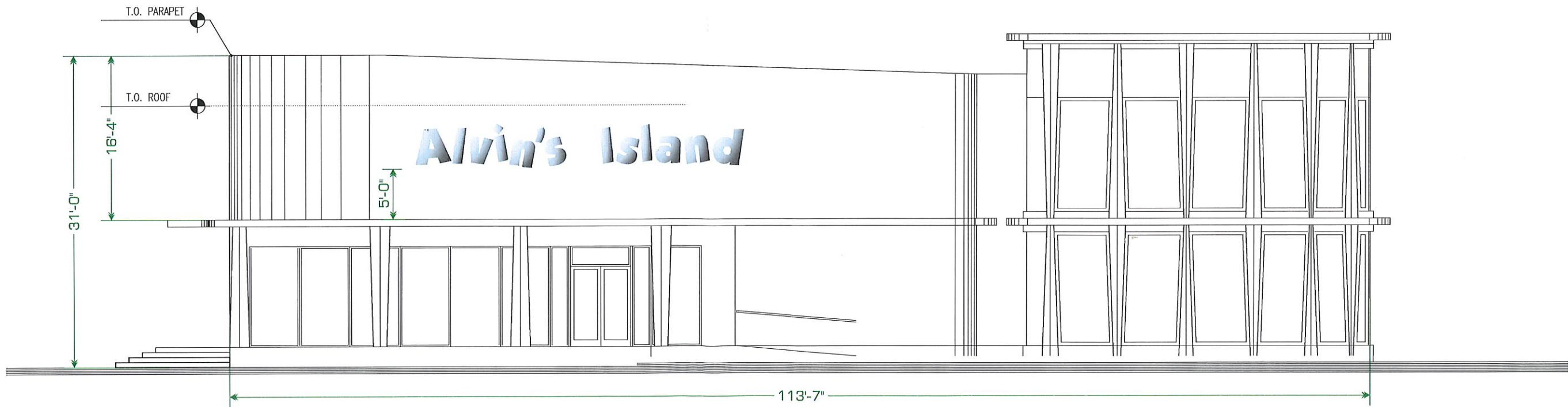
PZ19-30000004
9/7/2021

INTERNALLY-ILLUMINATED **REVERSE** CHANNEL LETTERS AND LOGO

Letter color: Painted brushed aluminum
Letter Depth: 3"
Letter Style: Logotype
Illumination: White LEDs
Allowed Sq. Ft.: 113.7
Proposed Sq. ft: 113.66



Scale: 3/16" = 1'-0"
Square footage: 113.66



Colors shown on drawing are for presentation purposes.
All colors must be confirmed and initialed by project manager before painting

Art SIGN COMPANY
835 NW 6th Ave. Ft. Lauderdale, FL. 33311
T. 954.763.4410 BRAD@artsignfl.com

CLIENT APPROVAL

ALVIN'S ISLAND
Pompano Beach, FL

INTERNALLY-ILLUMINATED REVERSE CHANNEL LETTERS

AAC

EAST ELEVATION

Scale: 3/32" = 1'-0"

Drawn by: Carlos 6/11/2018

Sales rep: Diana
Revised by: Carlos
DATE: 7/12/2019


Page: 2

Any party accepting this document does so in confidence and agrees that it should not be duplicated, in whole or in part, nor disclose to others without the written consent of Art Sign Company, Inc. Reference copy list for copy/graphic specific to each sign location. Contractor shall verify all conditions on site and notify any conditions that is shown on the drawings before proceeding with fabrication.

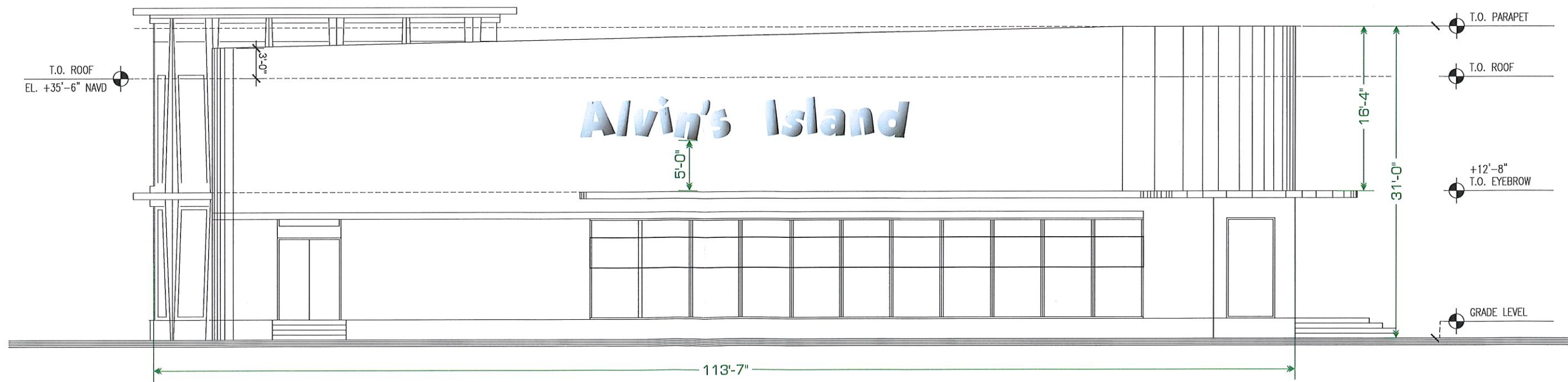
9/7/2021

INTERNALLY-ILLUMINATED **REVERSE** CHANNEL LETTERS AND LOGO

Letter color: Painted brushed aluminum
Letter Depth: 3"
Letter Style: Logotype
Illumination: White LEDs
Allowed Sq. Ft.: 113.7
Proposed Sq. ft: 113.66



Scale: 3/16" = 1'-0"
Square footage: 113.66



Colors shown on drawing are for presentation purposes.
All colors must be confirmed and initialed by project manager before painting



835 NW 6th Ave. Ft. Lauderdale, FL. 33311
T. 954-763-4410 BRAD@artsignfl.com

CLIENT APPROVAL

ALVIN'S ISLAND
Pompano Beach, FL

INTERNALLY-ILLUMINATED REVERSE CHANNEL LETTERS

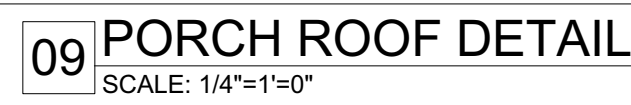
WEST ELEVATION Scale: 3/32" = 1'-0"

Drawn by: Carlos 6/11/2018	Sales rep: Diana
	Revised by: Carlos
	DATE: 7/12/2019
	Page: 1

Any party accepting this document does so in confidence and agrees that it should not be duplicated, in whole or in part, nor disclose to others without the written consent of Art Sign Company, Inc. Reference copy list for copy/graphic specific to each sign location. Contractor shall verify all conditions on site and notify Art Sign Company of any discrepancies before proceeding with fabrication.

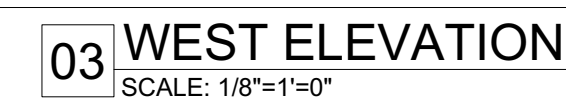
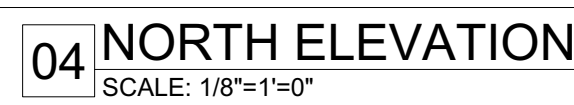
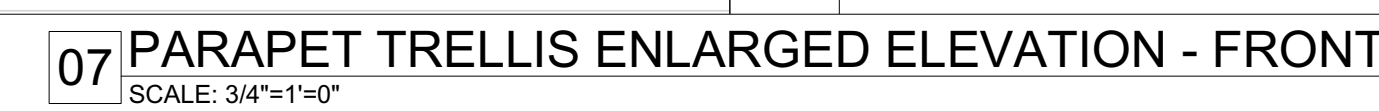
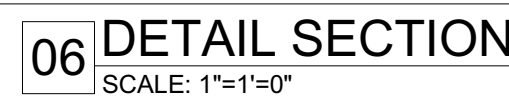
PZ19-30000004
9/7/2021

Exhibit R-2
Parcel R-2 Sign Placement



MATERIAL & COLOR LEGEND			
DESCRIPTION			NOTES
(PT-MTL 01)	ALUMINUM	PAINTED METAL - COLOR: PAPER WHITE 1590 *	ALUMINUM
(PT-MTL 02)	ALUMINUM	PAINTED METAL - COLOR: FIELDSTONE 1558 *	ALUMINUM
(MTL 01)	METAL	STANDING SEAM METAL ROOF - COLOR TO MATCH ADAGIO 1593	
(MTL 02)	METAL	METAL CANOPY - COLOR: BLACK 2132-10 *	
(MTL 03)	METAL	BERRIDGE HR-16 WALL PANEL - COLOR: ZINC-COTE	
(MTL 04)	METAL	METAL HANGING ROD - COLOR: SHAKER GRAY 1594 *	
(MTL 05)	METAL	METAL HANGING ROD - COLOR: PAPER WHITE 1590 *	
(STO 01)	STONE	NATURAL CUT CORAL STONE VENEER	ON FRANGIBLE CMU WALL
(MAS 01)	STUCCO	PAINTED CMU WALL - COLOR: PEBBLE BEACH 1597 *	
(MAS 02)	STUCCO	PAINTED TRIM ON CMU WALL - COLOR: BLUE SPRINGS 1592 *	
(MAS 03)	STUCCO	PAINTED TRIM ON CMU WALL - COLOR: ADAGIO 1593 *	
(MAS 04)	STUCCO	PAINTED CMU WALL - COLOR: PAPER WHITE 1590 *	
(MAS 05)	STUCCO	PAINTED CMU WALL - COLOR: KELWINS RED *	
(MAS 06)	STUCCO	PAINTED CMU WALL - COLOR: WINTER ORCHARD 1555 *	
(MAS 07)	STUCCO	PAINTED CMU WALL - COLOR: FIELDSTONE 1558 *	
(GLA 01)	GLASS	CLEAR GLASS WINDOW	HIGH IMPACT GLAZING
(GLA 02)	GLASS	DOOR WITH CLEAR GLASS PANES	HIGH IMPACT GLAZING

KEY NOTES



- ## SHEET NOTES

1. ALL CONTRACTORS SHALL FIELD MEASURE AND VERIFY ALL DIMENSIONS.
2. ALL CONTRACTORS SHALL COMPLY WITH APPLICABLE LOCAL, STATE AND FEDERAL BUILDING CODES.
3. APPLICABLE PERMIT SHALL BE POSTED ON SITE AT ALL TIMES.
4. GO TO PROVIDE SHOP DRAWINGS FOR ALL SPECIALTY WORK, INCLUDING BUT NOT LIMITED TO WINDOWS, STEEL, MILLWORK ETC.
5. ALL WORK TO COMPLY WITH:
 - FLORIDA BUILDING CODE 2014, FLORIDA ACCESSIBILITY CODE 2014, NFPA 70 - NATIONAL ELECTRICAL CODE, FLORIDA FIRE PREVENTION CODE 2012 EDITION, NFPA 101 LIFE SAFETY CODE, NFPA 72 NATIONAL FIRE ALARM CODE.

STATE OF FLORIDA
REGISTRATION AR94719

11-20-17 PERMIT ISSUE

- | | |
|---|---------------------------------|
| 1 | 01/10/2018 BLDG. DEPT. COMMENTS |
| 2 | 03/13/2018 BLDG. DEPT. COMMENTS |
| 3 | 04/23/2018 BLDG. DEPT. COMMENTS |
| 4 | 09/04/2018 INTERNAL COORD. |
| 5 | 12/10/2018 OWNER REVISION |
| 6 | 04/30/2019 BLDG. DEPT. COMMENTS |
| 7 | 08/06/2019 SIGNAGE COMMENTS |

COMMERCIAL
SHELL BLDG.
PARCEL R2
245 N. POMPAÑO BEACH BOULEVARD
POMPAÑO BEACH, FLORIDA 33062

DESCRIPTION

ELEVATIONS

SCALE: VARIES

SHEET

A4.0

© 2016 Gonzalez Architecture P.A.

SOUTH ELEVATION




SCOPE OF WORK
1. MANUFACTURE, SHIP & INSTALL (1) ONE SET NEW CHANNEL LETTERS.

SCALE: 1/8" = 1'

1




AAC
PZ19-30000004
9/7/2021




CUSTOMER	
	
LOCATION ADDRESS	
245 N Pompano Beach Blvd Pompano Beach FL 33062	
DATE	05.13.2019
SIGN DESCRIPTION	
SALESMAN	OLIVIA MCKARNS
DESIGNER	
REVISION NOTE	
CHANGED ELEVATION	08.06.19
APPROVAL	
CUSTOMER	LANDLORD
DATE	DATE
 Underwriters Laboratories Inc. Approved All neon installations are required to use U/L 2161 transformers and must have a dedicated ground wire from the transformer back to the main circuit. All signs to meet N. E. C. Standards.	
WALL ATTACHMENT NOTE: Installation details as shown do not always represent actual wall conditions. The proper attachment method for specific wall materials shall be verified in the field to provide for a safe and secure installation and must meet all local and state code requirements. Extra costs may be incurred to meet these requirements after site inspection.	
DESIGN NUMBER	
FILE LOCATION	
www.amsigns.com	
	720 E. Park Blvd. #204 Plano, TX 75074 Office : 972-633-3700 Fax: 972-633-3755 TSCL#18650

BUILDING ELEVATION

SCOPE OF WORK
1. MANUFACTURE, SHIP & INSTALL (1) ONE SET NEW CHANNEL LETTERS.

SCALE: 1/8"=1'-0"



CUSTOMER	
	
LOCATION ADDRESS	
245 N Pompano Beach Blvd Pompano Beach FL 33062	
DATE	05.13.2019
SIGN DESCRIPTION	
SALESMAN	OLIVIA MCKARNS
DESIGNER	
REVISION NOTE	
APPROVAL	
CUSTOMER	LANDLORD
DATE	DATE
 Underwriters Laboratories Inc. Approved All neon installations are required to use U/L 2161 transformers and must have a dedicated ground wire from the transformer back to the main circuit. All signs to meet N. E. C. Standards.	
WALL ATTACHMENT NOTE: Installation details as shown do not always represent actual wall conditions. The proper attachment method for specific wall materials shall be verified in the field to provide for a safe and secure installation and must meet all local and state code requirements. Extra costs may be incurred to meet these requirements after site inspection.	
DESIGN NUMBER	
FILE LOCATION	
www.amsigns.com	
	720 E. Park Blvd. #204 Plano, TX 75074 Office : 972-633-3700 Fax:972-633-3755 TSCL#18650

AAC
PZ19-30000004
9/7/2021


PLEX FACE RACEWAY CHANNEL LETTERS - TUBE SUPPORT STRUCTURE

(1) ONE REQUIRED
45.99 SF

SOUTH FACADE

SCALE: 3/8" = 1'-0"

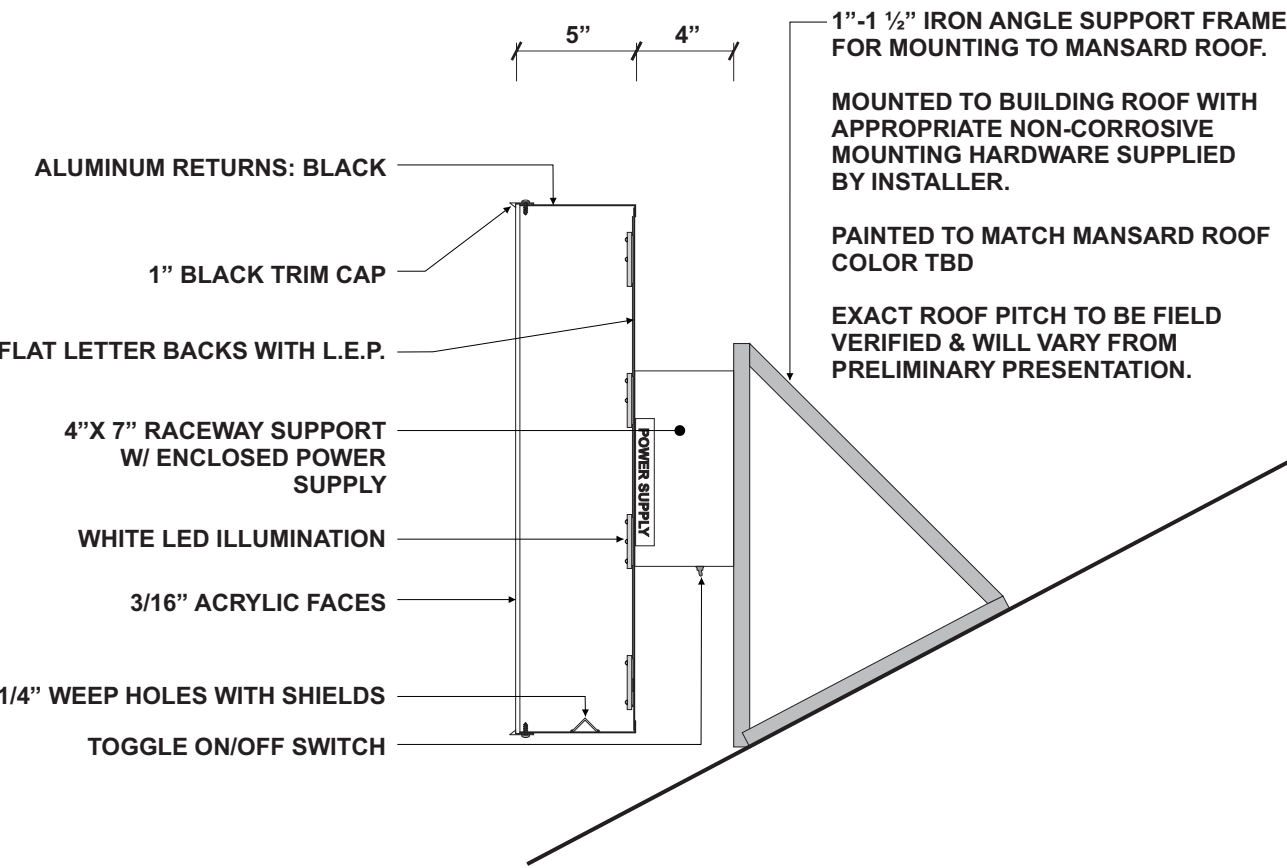
1



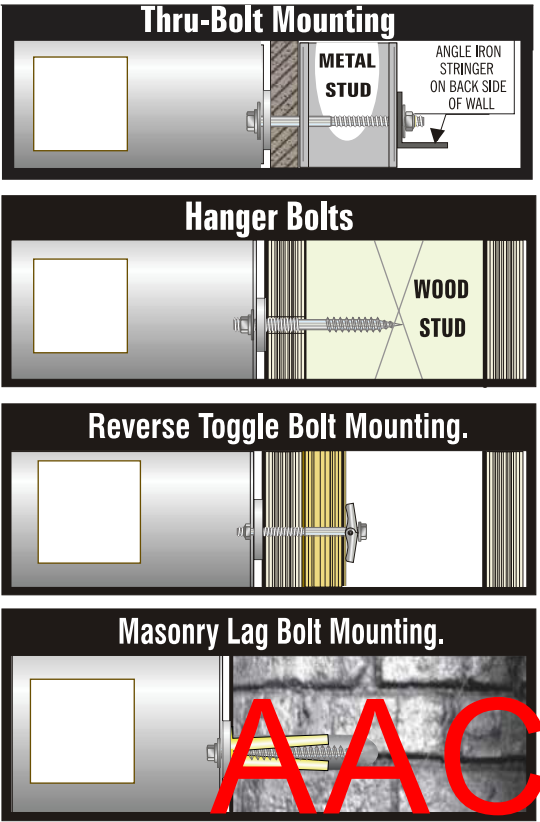
SECTION DETAIL

COLOR SCHEDULE

MOUNTING DETAIL



COLOR SCHEDULE	
	- 3M 3630-106 BRILLIANT GREEN PANTONE382 U
	- BLACK
	- WHITE



PZ19-30000004
9/7/2021

CUSTOMER



LOCATION ADDRESS

245 N Pompano Beach Blvd
Pompano Beach FL 33062

DATE 05.13.2019

SIGN DESCRIPTION

SALESMAN OLIVIA MCKARNS

DESIGNER

REVISION NOTE

REV SIZE 08.06.19

APPROVAL

CUSTOMER LANDLORD

DATE DATE

Underwriters Laboratories Inc. Approved
All neon installations are required to use U/L 2161 transformers and must have a dedicated ground wire from the transformer back to the main circuit. All signs to meet N. E. C. Standards.

WALL ATTACHMENT NOTE:
Installation details as shown do not always represent actual wall conditions. The proper attachment method for specific wall materials shall be verified in the field to provide for a safe and secure installation and must meet all local and state code requirements. Extra costs may be incurred to meet these requirements after site inspection.

DESIGN NUMBER

FILE LOCATION

www.amsigns.com

720 E. Park Blvd. #204
Plano, TX 75074
Office : 972-633-3700
Fax: 972-633-3755
TSCL#18650


PLEX FACE RACEWAY CHANNEL LETTERS - TUBE SUPPORT STRUCTURE

(1) ONE REQUIRED
53.42 SF

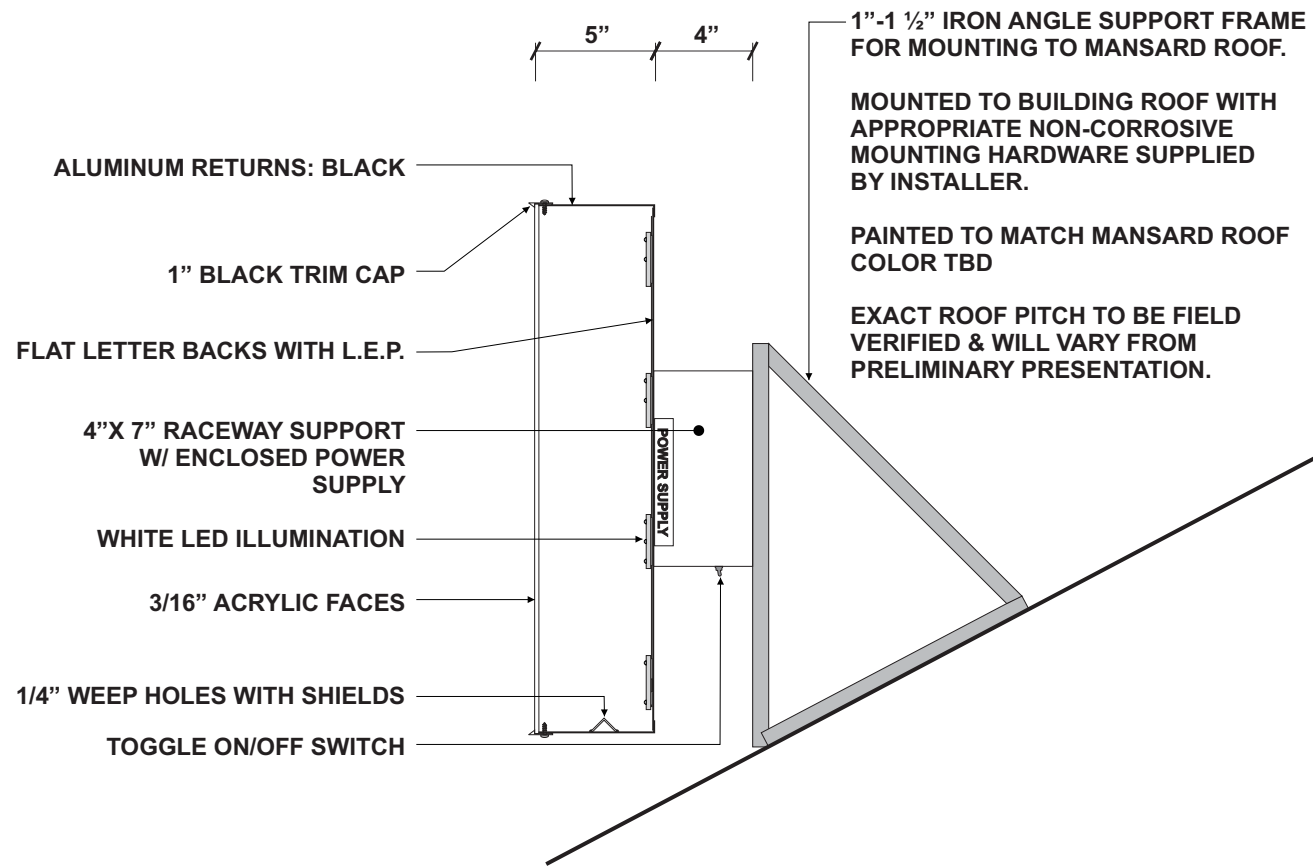
2

EAST FACADE

SCALE: 3/8" = 1'-0"



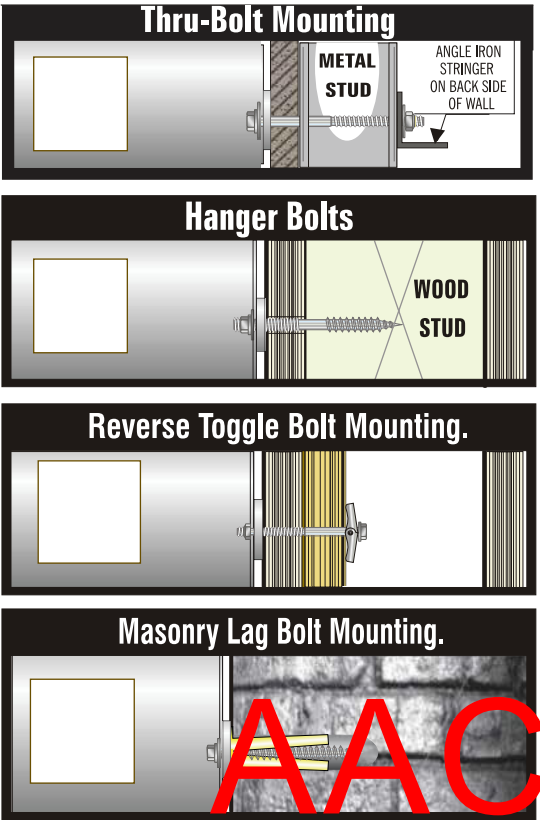
SECTION DETAIL



COLOR SCHEDULE

	- 3M 3630-106 BRILLIANT GREEN PANTONE382 U
	- BLACK
	- WHITE

MOUNTING DETAIL



PZ19-30000004
9/7/2021

CUSTOMER



LOCATION ADDRESS

245 N Pompano Beach Blvd
Pompano Beach FL 33062

DATE 05.13.2019

SIGN DESCRIPTION

SALESMAN OLIVIA MCKARNS

DESIGNER

REVISION NOTE

REV SIZE 08.06.19

APPROVAL

CUSTOMER LANDLORD

DATE DATE

Underwriters Laboratories Inc. Approved
All neon installations are required to use U/L 2161 transformers and must have a dedicated ground wire from the transformer back to the main circuit. All signs to meet N. E. C. Standards.

WALL ATTACHMENT NOTE:
Installation details as shown do not always represent actual wall conditions. The proper attachment method for specific wall materials shall be verified in the field to provide for a safe and secure installation and must meet all local and state code requirements. Extra costs may be incurred to meet these requirements after site inspection.

DESIGN NUMBER

FILE LOCATION

www.amsigns.com
 720 E. Park Blvd. #204
Plano, TX 75074
Office : 972-633-3700
Fax: 972-633-3755
TSCL#18650



20"

Cannoli kitchen Pizza
FAST ITALIAN - FRESH INGREDIENTS

ILLUMINATED CHANNEL LETTERS

20"-8"
size

Channel Letters

Flat Plexi Face

red
color

black
color

Channel

black
color

Trim

LETTERS ATTACHED TO FACIA WALL WITH #8 x 2 GALVANIZED DECK SCREWS
OR 3/16 x 1-1/4" TAPCONS (min.4 per letter)

LETTERS LOOP JUMPED THROUGH WALL WITH # 18 GAUGE WIRE

CONNECTED TO (1) 12 VOLT POWER SUPPLY AND DISCONNECT SWITCH.

PREFERRED SIGNS

1906 N. DIXIE HWY.

HOLLYWOOD FL. 33020

HOLLYWOOD: 922-0126

FT. LAUDERDALE: 731-5448

FACSIMILE: 923-3359

NAME

ADDRESS

CITY

SHOPPING CENTER:

STORE FRONTAGE

SCALE:

DATE:

PHONE #

DRAWN BY:

LED: / COLOR:

POWER SUPPLY:

AAC

PZ19-30000004

PLASTIC FACE CHANNEL LETTERS ILLUMINATED BY L.E.D.

.040 ALUM. BACK. & RETURNS
PAINTED _____

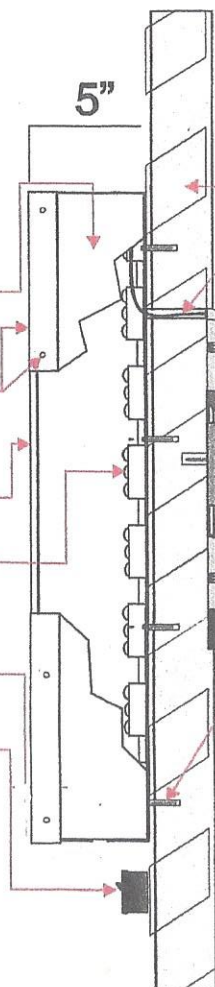
1" PLASTIC JEWELITE COLOR _____ ATTACHED TO
ALUMINUM RETURN BY #8 SHEET METAL SCREW

3/16" ACRYLIC FACE COLOR _____

L.E.D. LIGHTS COLOR _____
(LOW VOLTAGE)

1/4" DRAIN HOLES

20 AMP EXTERIOR
DISCONNECT SWITCH
WALL BOX



EXTERIOR
CONCRETE WALL

20 AMP EXTERIOR
DISCONNECT SWITCH

AWG# 18 (LOW VOLTAGE)
105C TYPE, PLTC
LEAD WIRE (UL)

POWER SUPPLY
LOW VOLTAGE

GALVANIZED
TRANSFORMER BOX

EXISTING 120 VOLT PRIMARY
POWER FROM PREVIOUS SIGN

1/4" X 2 1/2" TAPCONS
(4 MIN. PER LETTER)

GROUNDING/BONDING AS PER NEC 250

DESIGN 2017 FL BLDG. CODE & ASCE 7-10

HVHZ V 175 MPH EXPOSURE C

Electrical Information

PANEL BOARD "A" SCHEDULE

POWER: 120/240 V									
WIRE	SIZE	LOAD DESCRIPTION	AMP	WIRE	SIZE	LOAD DESCRIPTION	AMP	WIRE	SIZE
12	1	20	LIGHTS	1640	1	1640	LIGHTS	20	2
12	3	20	LIGHTS	1640	2	1640	LIGHTS	20	4
12	5	20	LIGHTS	1640	1	1640	SIGN	20	6
12	7	20	LIGHTS	1640	2	1640	LIGHTS	20	8
12	9	20	LIGHTS	1640	1	1640	LIGHTS	20	10
TOTAL LOAD: 20800									
LOAD PER PHASE: 10400/10400									
EXISTING DISCONNECT SWITCH FUSED AT 120 AMPS AT METER CTR.									
EXISTING ELECTRICAL SERVICE FROM MAIN DISTRIBUTION EQUIPMENT									

ALL ELECTRICAL COMPONENTS ARE LISTED
SIGN GROUNDING ACCORDING TO NEC 600

QTY	SOURCE	TYPE	AMPS	TOTAL
	TRANSFORMER	15,000/60	3.75	
		12,000/60	3.0	
		9,000/60	2.25	
		6,000/60	1.80	
1	POWER SUPPLY		1.0	1.0
GRAND TOTAL 1.0				

TOTAL AMPS 1.0
1 20 AMP CIRCUIT REQUIRED PER SIGN

ALL BREAKERS AND TIMING DEVICES SHALL BE
IDENTIFIED AT TIME OF INSTALLATION.
PRIMARY WIRING (BY OTHERS)

ALL ELECTRICAL WIRING AND INSTALLATION SHALL
COMPLY WITH THE PROVISIONS OF THE FLORIDA
BUILDING CODE CHAPTER 3107, ARTICLE 600 AND
ANY AND ALL ARTICLES OF THE CURRENT NATIONAL
ELECTRIC CODE.

SERVICE DISCONNECT AS PER N.E.C. 600.8

1/2" RACEWAY WITH #12 WIRE (THHN, THWN)

ALL SIGN COMPONENTS ARE UL LISTED & APPROVED
MANUFACTURER OF SECONDARY ELECTRICAL
SOURCE: JS-L.E.D.

CONFORMS TO UL 48 & UL 2161 UL LABEL APPLIED

ALL LOW VOLTAGE POWER SUPPLIES ARE
G.F.C.I. PROTECTED

NO.12 COPPER WIRE FOR GROUNDING /

BONDING OF SIGN AS PER N.E.C. 600.7

TIME CLOCK OR PHOTO CELL REQUIRED

FOR EACH CIRCUIT PER F.B.C. 13-415.1.ABC.4


Victor Ceron PE
PE 63023 CGC 1511305

8883 Fontainebleau Blvd #105
Miami, FL 33172
786 222-5292

AAC

PZ19-30000004

INTERNALLY-ILLUMINATED DOUBLE FACE BLADE SIGN



D/F BLADE SIGN EXTERIOR
SCALE: 1 ½"= 1' - 0"

Colors shown on drawing are for presentation purposes.
All colors must be confirmed and initialed by project manager before painting



835 NW 6th Ave. Ft. Lauderdale, FL. 33311
T. 954.763.4410 BRAD@artsignfl.com

CLIENT APPROVAL

ALVIN'S ISLAND
Pompano Beach, FL

INTERNALLY-ILLUMINATED DOUBLE FACE BLADE SIGN

Drawn by: C. Hios 6/11/2018

Sales rep: Diana

Revised by: Greg

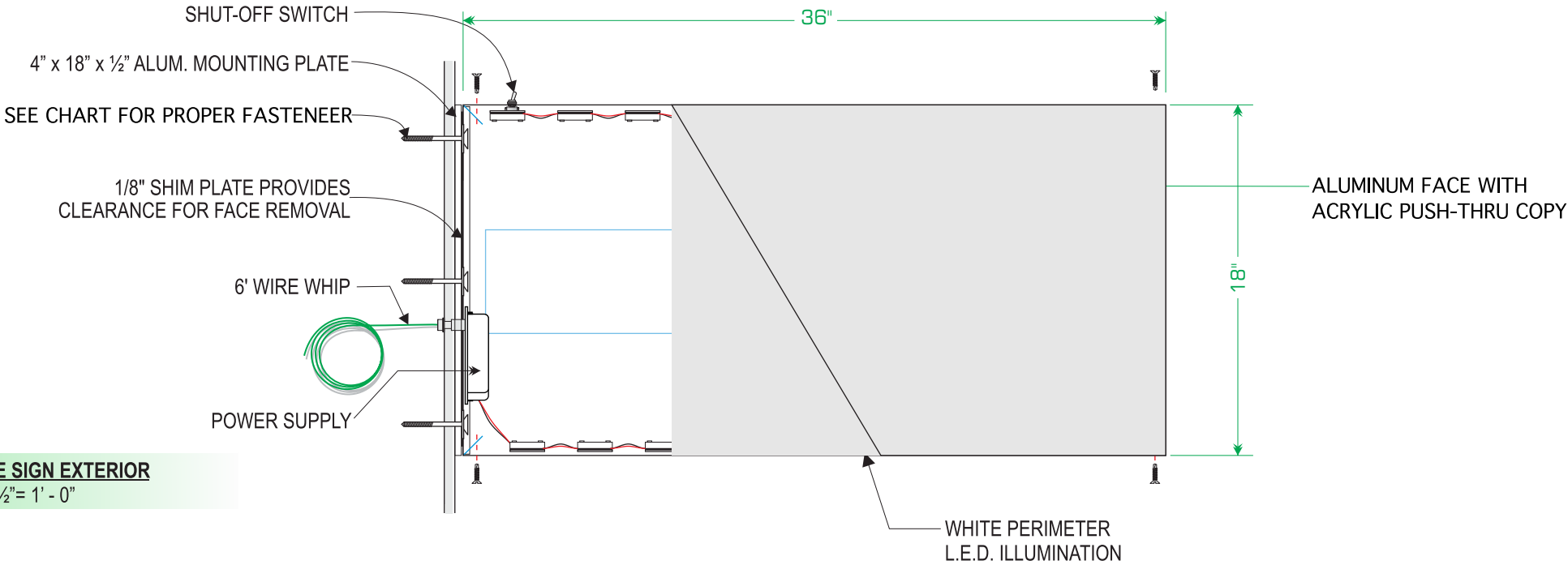
DATE: 07/22/2019

Page: 1

Any party accepting this document does so in confidence and agrees that it should not be duplicated, in whole or in part, nor disclose to others without the written consent of Art Sign Company, Inc. Reference copy list for copy/graphic specific to each sign location. Contractor shall verify all conditions on site and notify any variation from what is shown on the drawings before proceeding with fabrication.

PZ19-30000004
9/7/2021

1 FACE IS FIXED, THE OTHER IS
REMOVABLE FOR INSTALLATION & SERVICE



D/F BLADE SIGN EXTERIOR
SCALE: 1 1/2" = 1' - 0"

ENGINEER TONG LE P.E., INC.
Consulting Structural Engineers
5100 W Copans Rd. #700 Margate Fl.
Tong Le President (954)974-6560

					sqft	SIGN INSTALLER INSTRUCTIONS	1. Verify (sq.ft.) (flush, raceway, or pin) (solid area or letters) 2. Select fastener for wall structure. 3. Evenly space fasteners over whole sign area.
					Flush (Box)		
						USE MORE FASTENERS IF THE SIGN NEEDS IT! ONLY ATTACH TO STRUCTURAL WALL MATERIAL (UNO). Shape and strength of sign may require more fasteners. Example: "I" may need 2 fasteners, "J" - 3, "H" - 4, "W" - 5; and 1/8" thick plastic may need more fasteners to avoid bending. Follow sign manufacturer's instructions and code requirements for placement of fasteners. At least put one in each corner top and bottom. Raceway sign fasteners spaced evenly in two rows 5 - 7" apart, half on top row, and half on bottom row. Place raceway on centroid line of sign or increase fasteners by (offset*3)/6". Follow fastener manufacturer's instructions and code requirements for installation.	
CALCULATION: Minimum Number of Fasteners Evenly Spaced Over Whole Sign (Fasteners = Wind Force on Whole Sign Area / Fastener Allowable Tension)							
Minimum Fasteners for Whole Sign (Use More if Sign Needs It)						Fastener	Wall Structure
					3	3/8 or 1/2 ThruBolt	Structural Wall
					3	3/8 or 1/2 ThruBolt	Wood Sheathing
					3	3/8" Lag Shield	Concrete
					3	3/8" Tapcon	Stucco Plywood
					3	3/16" Tapcon	Concret
					3	3/16" Tapcon	CMU
					3	#12 Metal Screw	20ga CFS Frame
					3	#12 Wood Screw	5/8" Sheathing
					3	Timber Screw	Wood Framing
					3	1/4" Toggle Bolt	CMU or Densglas
					3	3/8"Sleeve Anchor	Concrete or CMU
					3	1/2"Liberty Toggle	Hollow CMU
					3	3/8" Stud Glued	Solid Wall Mat'l
					3	Pin Stud Thru	Structural Wall
					3	Pin Stud Glued	Solid Wall Mat'l
IMPORTANT - Adhesives are strong but none have code approval for structural applications. Sign installer must test glued stud connection strength. For 3/16" stud pull 50 lb per stud; for 3/8" stud pull 100 lb per stud. Use tripod, game scale, and hooks.							

ELECTRICAL SPECIFICATIONS:				
All electrical components are UL Listed. Signage grounding and bonding as per NEC 250. Primary wiring #12 THHN as per NEC 600. Minimum 20 Amp. disconnect switch per NEC 600.6 Minimum 1/2" conduit, Astronomical Time Clock per FEC.				

QTY	SOURCE	SIZE	AMPS	TOTAL

CIRCUITS REQUIREMENTS	
# CIRCUITS REQUIRE _____	TOTAL AMPS _____
# 20 APMS DISCONNECT SWITCHES _____	
BREAKER # _____	PANEL _____



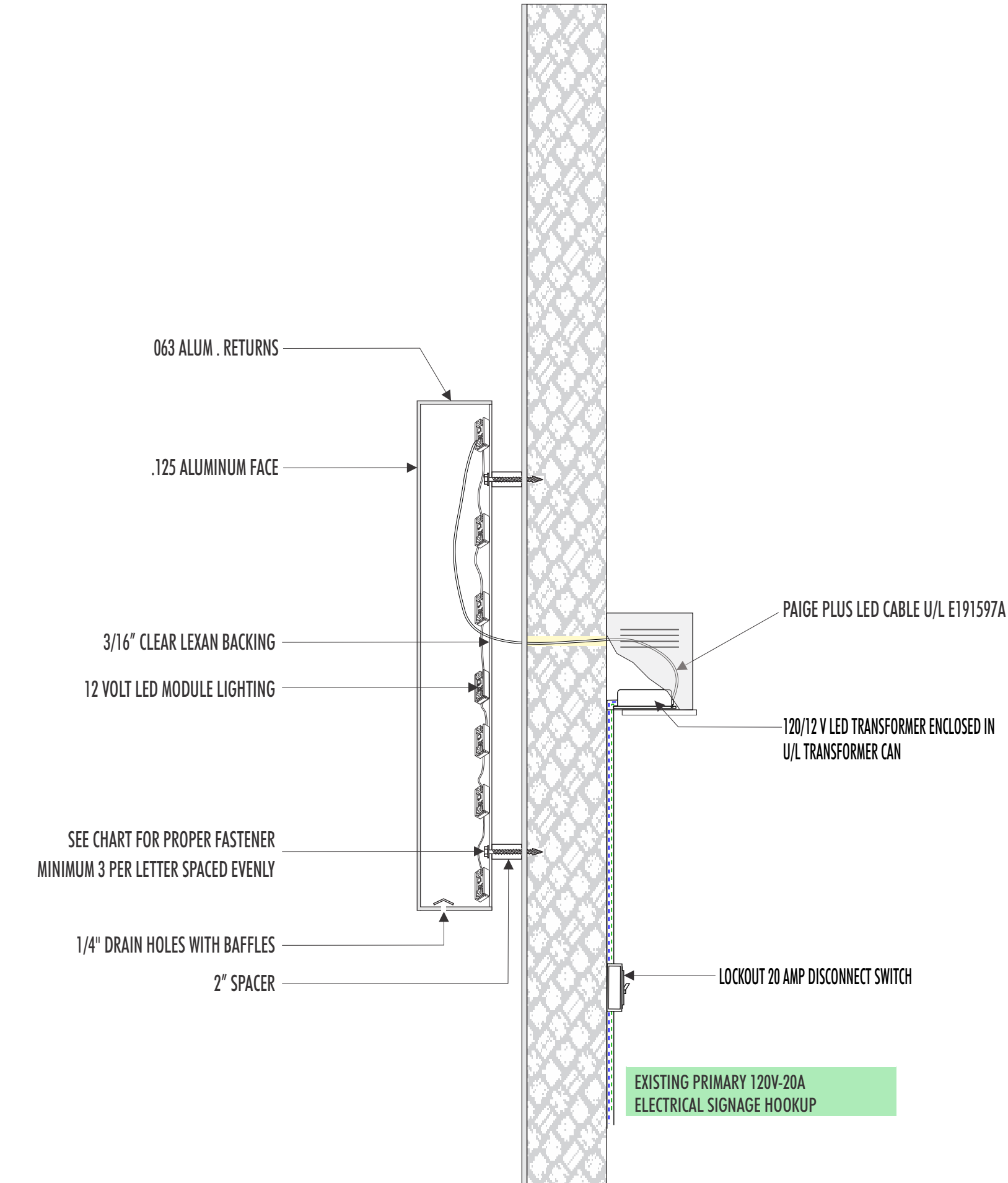
Broward & North Wall Sign

1. Design, fabrication and construction to the following codes and specifications:

- A. The Florida Building Code (2017)
B. American Welding Society AWS D1.1-04 & D1.2
C. Specifications for aluminum structures by the Aluminum Association (Current Edition)

2. Structural requirements:

- A. All bolted connections shall be made with ASTM A307 bolt or equal
B. All anchors bolts shall be ASTM A307 or equal (flat washers at nut)
C. All welds shall be made with E70XX electrodes or equal
D. The electrical installation shall be in compliance with the National Electric Code (NEC 2014) grounding and bonding as per NEC 250 600-7
E. H.V.H.Z., section 1620 F.B.C. ASCE 7-10 170 MPH, exposure C, Category 2, Chapter 16



ELECTRICAL SPECIFICATIONS:

All electrical components are UL Listed.
Signage grounding and bonding as per NEC 250.
Primary wiring #12 THHN as per NEC 600.
Minimum 20 Amp. disconnect switch per NEC 600.6
Minimum 1/2" conduit, Astronomical Time Clock per FEC.



QTY	SOURCE	SIZE	AMPS	TOTAL

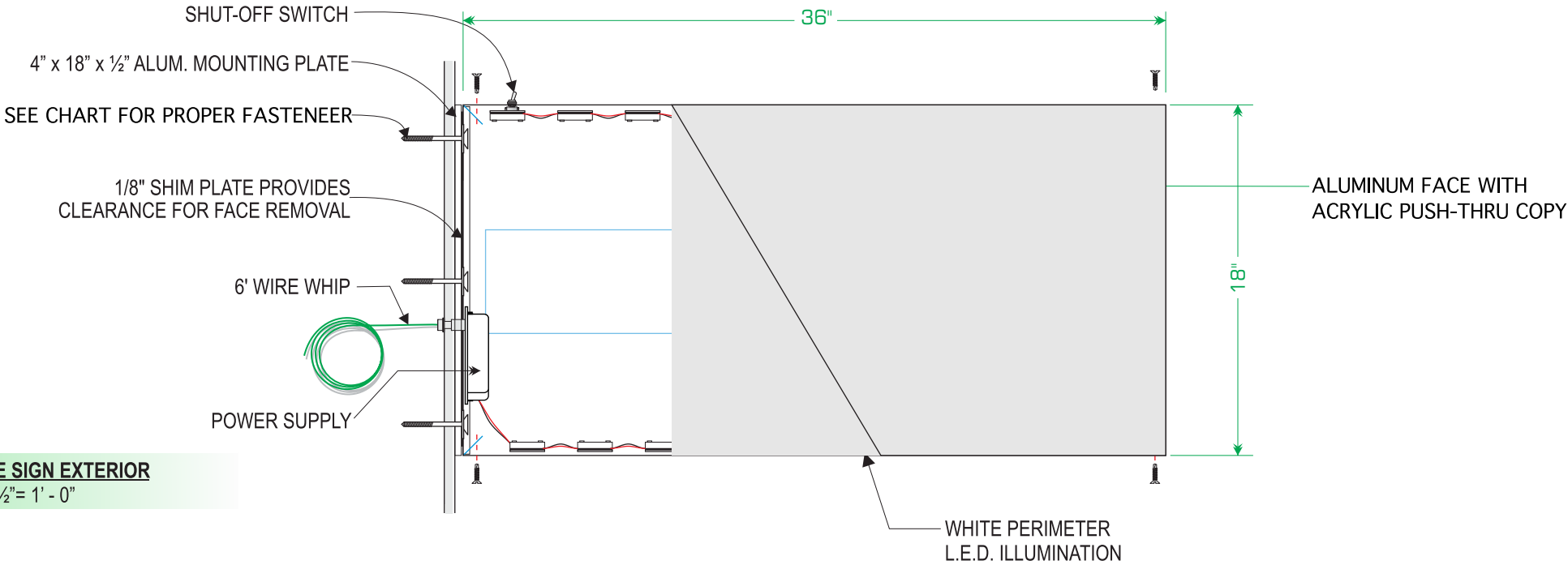
CIRCUITS REQUIREMENTS
OF CIRCUITS REQUIRE ____ TOTAL AMPS ____
OF 20 APMS DISCONNECT SWITCHES ____
BREAKER #____ PANEL ____

Broward & North Wall Sign

1. Design, fabrication and construction to the following codes and specifications:
- A. The Florida Building Code (2017)
 - B. American Welding Society AWS D1.1-04 & D1.2
 - C. Specifications for aluminum structures by the Aluminum Association (Current Edition)
2. Structural requirements:
- A. All bolted connections shall be made with ASTM A307 bolt or equal
 - B. All anchors bolts shall be ASTM A307 or equal (flat washers at nut)
 - C. All welds shall be made with E70XX electrodes or equal
 - D. The electrical installation shall be in compliance with the National Electric Code (NEC 2014) grounding and bonding as per NEC 250 600-7
 - E. H.V.H.Z., section 1620 F.B.C., ASCE 7-10 170 MPH, exposure C, Category 2, Chapter 16

						sqft	SIGN INSTALLER INSTRUCTIONS	1. Verify (sq.ft.) (flush, raceway, or pin) (solid area or letters) 2. Select fastener for wall structure. 3. Evenly space fasteners over whole sign area.		
						Flush (Box)				
							USE MORE FASTENERS IF THE SIGN NEEDS IT! ONLY ATTACH TO STRUCTURAL WALL MATERIAL (UNO). Shape and strength of sign may require more fasteners. Example: "I" may need 2 fasteners, "J" - 3, "H" - 4, "W" - 5; and 1/8" thick plastic may need more fasteners to avoid bending. Follow sign manufacturer's instructions and code requirements for placement of fasteners. At least put one in each corner top and bottom. Raceway sign fasteners spaced evenly in two rows 5 - 7" apart, half on top row, and half on bottom row. Place raceway on centroid line of sign or increase fasteners by (offset"+3")/6". Follow fastener manufacturer's instructions and code requirements for installation.			
CALCULATION: Minimum Number of Fasteners Evenly Spaced Over Whole Sign (Fasteners = Wind Force on Whole Sign Area / Fastener Allowable Tension)										
Minimum Fasteners for Whole Sign (Use More if Sign Needs It)							Fastener	Wall Structure	Pull	Fastener Installation
						3	3/8 or 1/2 ThruBolt	Structural Wall	500	3/8" or 1/2" bolt, nut, washer thru wall; CMU, brick, concrete, 2x4 or unistrut backer
						3	3/8 or 1/2 ThruBolt	Wood Sheathing	100	3/8" or 1/2" bolt, nut, and washer thru 1/2" OSB or plywood sheathing
						3	3/8" Lag Shield	Concrete	200	3/8 - 16 screw in 5/8" hole, tap anchor flush.
						3	3/8" Lag Shield	CMU	100	3/8 - 16 screw in 5/8" hole, tap anchor flush.
						3	3/16" Tapcon	Concrete	171	1/4" Tapcon, min 1.5" embedment, protect from moisture.
						3	3/16" Tapcon	CMU	43	1/4" Tapcon, min1.25" embedment, protect from moisture.
						3	#12 Metal Screw	20ga CFS Frame	83	#12-14 Self-drilling screws 3 threads thru 20ga steel frame.
						3	#12 Wood Screw	5/8" Sheathing	77	#12-14 wood screw or SMS into 5/8" OSB or plywood sheathing
						3	Timber Screw	Wood Framing	170	Fasten Master TimberLOK, 1/4" thread wood screw 1.25" in wood
						3	1/4" Toggle Bolt	CMU or Densglas	53	Toggle Bolt, Powers spring-wing, in CMU, OSB, or 5/8" DensGlass.
						3	3/8"Sleeve Anchor	Concrete or CMU	380	1/2" HILTI HLC-H or HLC-HX304SS3/8 Sleeve Anchor, 1.5" embe
						3	1/2"Liberty Toggle	Hollow CMU	360	DFS Liberty Anchor, 1/2" steel rod, 1/2" retaining rod, thru wall
						3	3/8" Stud Glued	Solid Wall Mat'l	50	3/8" thd rod stud glued in solid wall mat'l, Liquid Nails LN-950, Hilti DY-70, or equal.
						3	Pin Stud Thru	Structural Wall	100	3/16"pin-stud, nut, and washer thru structural wall or 2x4 blocking
						3	Pin Stud Glued	Solid Wall Mat'l	25	3/16"pin-stud glued in solid wall mat'l, Liquid Nails LN-950 or equa
IMPORTANT - Adhesives are strong but one have to have code approval for structural applications. Sign installer must test glued stud connection strength. For 3/16" stud pull 50 lb per stud, for 3/8" stud pull 100 lb per stud. Use tripod, game scale, and hooks.										

1 FACE IS FIXED, THE OTHER IS
REMOVABLE FOR INSTALLATION & SERVICE



D/F BLADE SIGN EXTERIOR
SCALE: 1 1/2" = 1' - 0"

ENGINEER TONG LE P.E., INC.
Consulting Structural Engineers
5100 W Copans Rd. #700 Margate Fl.
Tong Le President (954)974-6560

					sqft	SIGN INSTALLER INSTRUCTIONS	1. Verify (sq.ft.) (flush, raceway, or pin) (solid area or letters) 2. Select fastener for wall structure. 3. Evenly space fasteners over whole sign area.
					Flush (Box)		
						USE MORE FASTENERS IF THE SIGN NEEDS IT! ONLY ATTACH TO STRUCTURAL WALL MATERIAL (UNO). Shape and strength of sign may require more fasteners. Example: "I" may need 2 fasteners, "J" - 3, "H" - 4, "W" - 5; and 1/8" thick plastic may need more fasteners to avoid bending. Follow sign manufacturer's instructions and code requirements for placement of fasteners. At least put one in each corner top and bottom. Raceway sign fasteners spaced evenly in two rows 5 - 7" apart, half on top row, and half on bottom row. Place raceway on centroid line of sign or increase fasteners by (offset*3)/6". Follow fastener manufacturer's instructions and code requirements for installation.	
CALCULATION: Minimum Number of Fasteners Evenly Spaced Over Whole Sign (Fasteners = Wind Force on Whole Sign Area / Fastener Allowable Tension)							
Minimum Fasteners for Whole Sign (Use More if Sign Needs It)						Fastener	Wall Structure
					3	3/8 or 1/2 ThruBolt	Structural Wall
					3	3/8 or 1/2 ThruBolt	Wood Sheathing
					3	3/8" Lag Shield	Concrete
					3	3/8" Tapcon	Stucco Plywood
					3	3/16" Tapcon	Concret
					3	3/16" Tapcon	CMU
					3	#12 Metal Screw	20ga CFS Frame
					3	#12 Wood Screw	5/8" Sheathing
					3	Timber Screw	Wood Framing
					3	1/4" Toggle Bolt	CMU or Densglas
					3	3/8"Sleeve Anchor	Concrete or CMU
					3	1/2"Liberty Toggle	Hollow CMU
					3	3/8" Stud Glued	Solid Wall Mat'l
					3	Pin Stud Thru	Structural Wall
					3	Pin Stud Glued	Solid Wall Mat'l
IMPORTANT - Adhesives are strong but none have code approval for structural applications. Sign installer must test glued stud connection strength. For 3/16" stud pull 50 lb per stud; for 3/8" stud pull 100 lb per stud. Use tripod, game scale, and hooks.							

ELECTRICAL SPECIFICATIONS:				
All electrical components are UL Listed. Signage grounding and bonding as per NEC 250. Primary wiring #12 THHN as per NEC 600. Minimum 20 Amp. disconnect switch per NEC 600.6 Minimum 1/2" conduit, Astronomical Time Clock per FEC.				

QTY	SOURCE	SIZE	AMPS	TOTAL

CIRCUITS REQUIREMENTS	
# CIRCUITS REQUIRE _____	TOTAL AMPS _____
# 20 APMS DISCONNECT SWITCHES _____	
BREAKER # _____	PANEL _____



Broward & North Wall Sign

1. Design, fabrication and construction to the following codes and specifications:

- A. The Florida Building Code (2017)
B. American Welding Society AWS D1.1-04 & D1.2
C. Specifications for aluminum structures by the Aluminum Association (Current Edition)

2. Structural requirements:

- A. All bolted connections shall be made with ASTM A307 bolt or equal
B. All anchors bolts shall be ASTM A307 or equal (flat washers at nut)
C. All welds shall be made with E70XX electrodes or equal
D. The electrical installation shall be in compliance with the National Electric Code (NEC 2014) grounding and bonding as per NEC 250 600-7
E. H.V.H.Z., section 1620 F.B.C. ASCE 7-10 170 MPH, exposure C, Category 2, Chapter 16

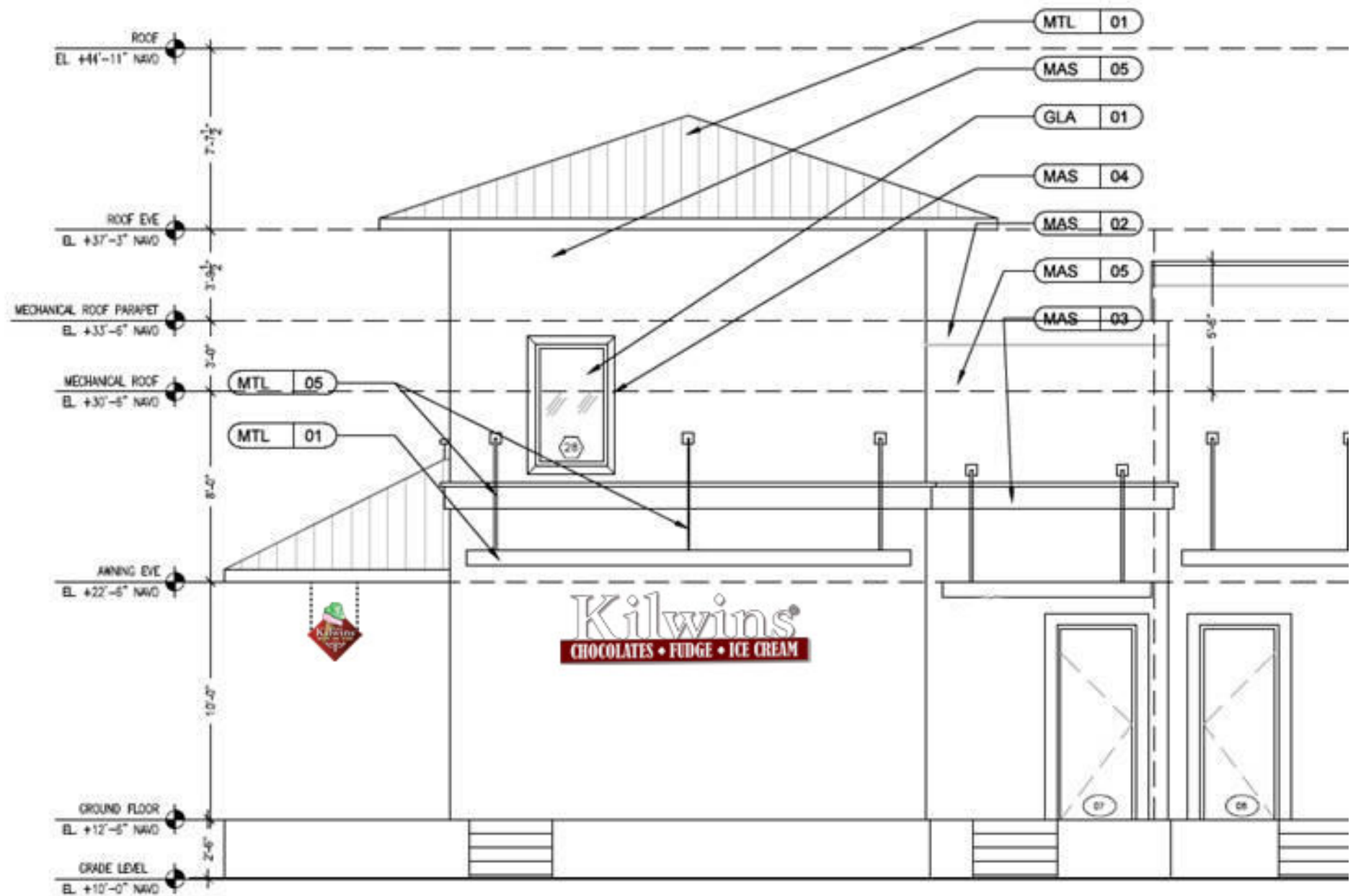


Kilwins[®]
CHOCOLATES • FUDGE • ICE CREAM

Restaurant

AAC

PZ19-30000004

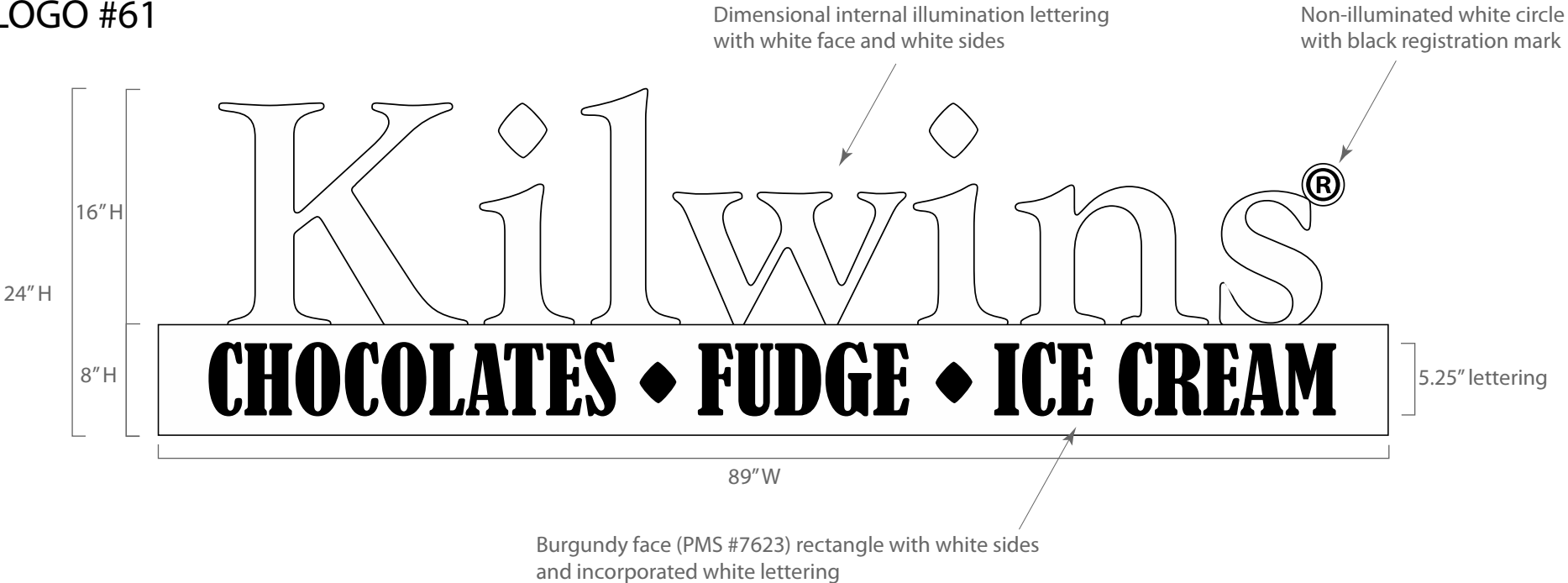


AAC

PZ19-30000004

KILWINS ILLUMINATED SIGNAGE

LOGO #61



dimensionalized rendering

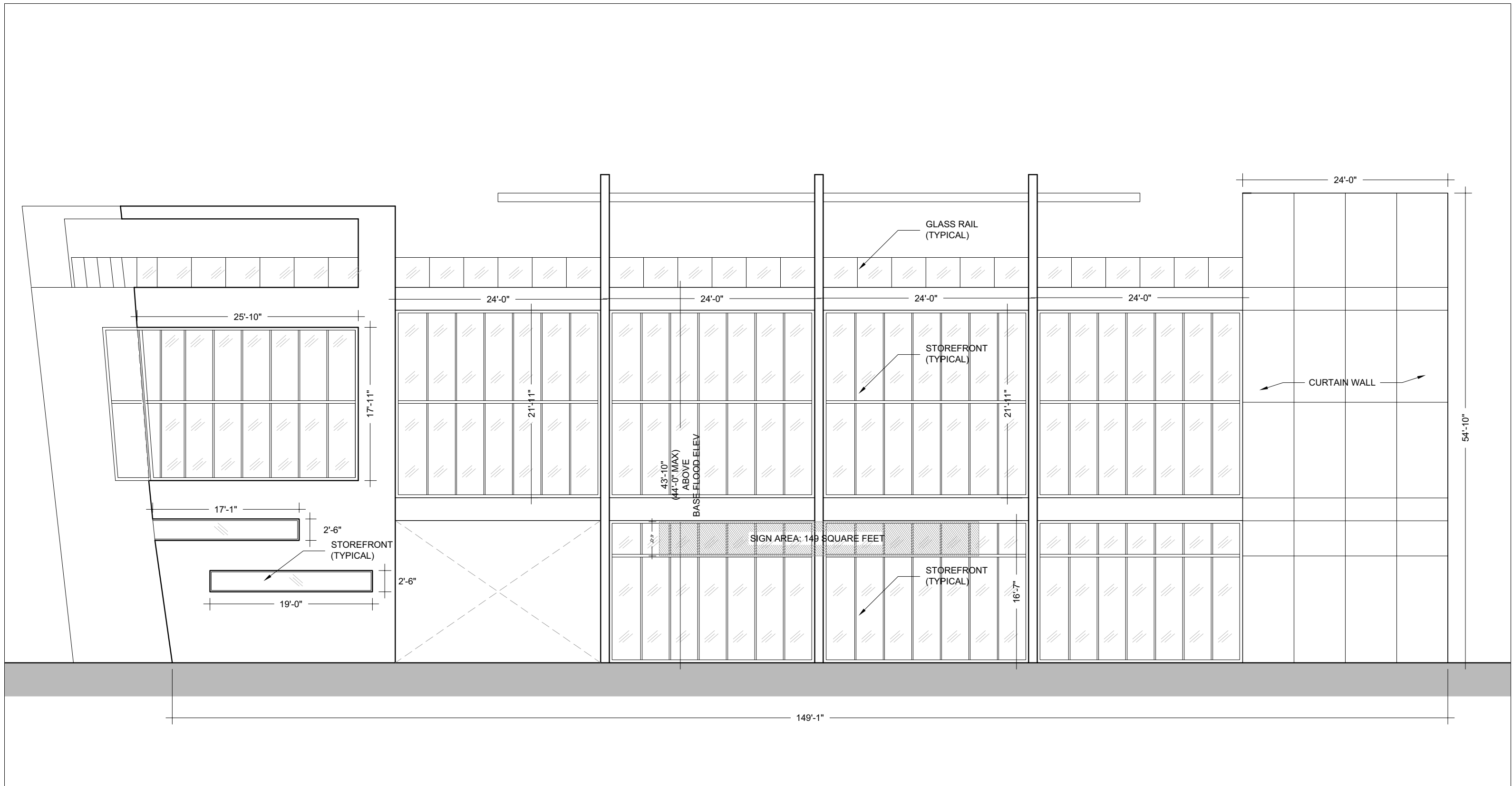
*Many logos are trademarked or registered, and and all of them require approval from the following departments:
Dave Dorst (Purchasing) 231-758-3906, Jeff Hall (Marketing) 231-758-3923, or Ron Brunette (Design) 231-758-3918



AAC

PZ19-30000004

Exhibit R-3
Parcel R-3 Sign Placement



1 EAST ELEVATION
SCALE: 3/32" = 1'-0"



GONZALEZARCHITECTURE
ENRIQUE RENE GONZALEZ, AIA, LEED® AP
305.440.4314
WWW.GONZALEZARCHITECTURE.COM
CREATE@GONZALEZARCHITECTURE.COM
4304 NE 2ND AVENUE, MIAMI, FLORIDA 33137

LOVIN' OVEN EVENT SPACE CONCEPT
201 NORTH POMPANO BEACH BOULEVARD (PARCEL R3)
POMPANO BEACH, FLORIDA 33362

AAC

PZ19-30000004
9/7/2021

CONCEPT
A | 07
NOVEMBER 28, 2018



1,540 SF STOREFRONT
82'-8" LF GLASS RAIL

1 WEST ELEVATION
SCALE: 3/32" = 1'-0"

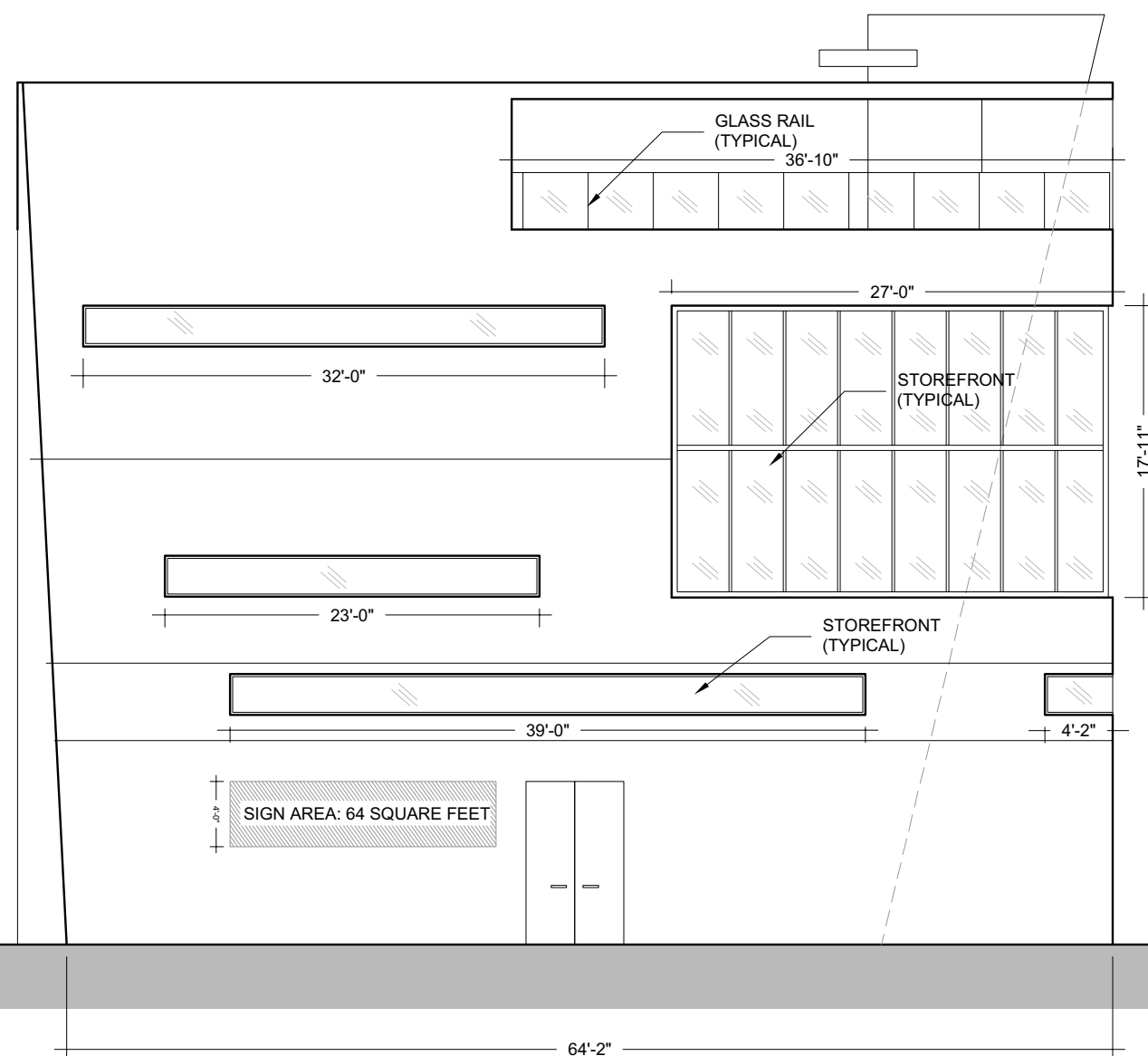


GONZALEZARCHITECTURE
ENRIQUE RENE GONZALEZ, AIA, LEED® AP
305.440.4314
WWW.GONZALEZARCHITECTURE.COM
CREATE@GONZALEZARCHITECTURE.COM
4304 NE 2ND AVENUE, MIAMI, FLORIDA 33137

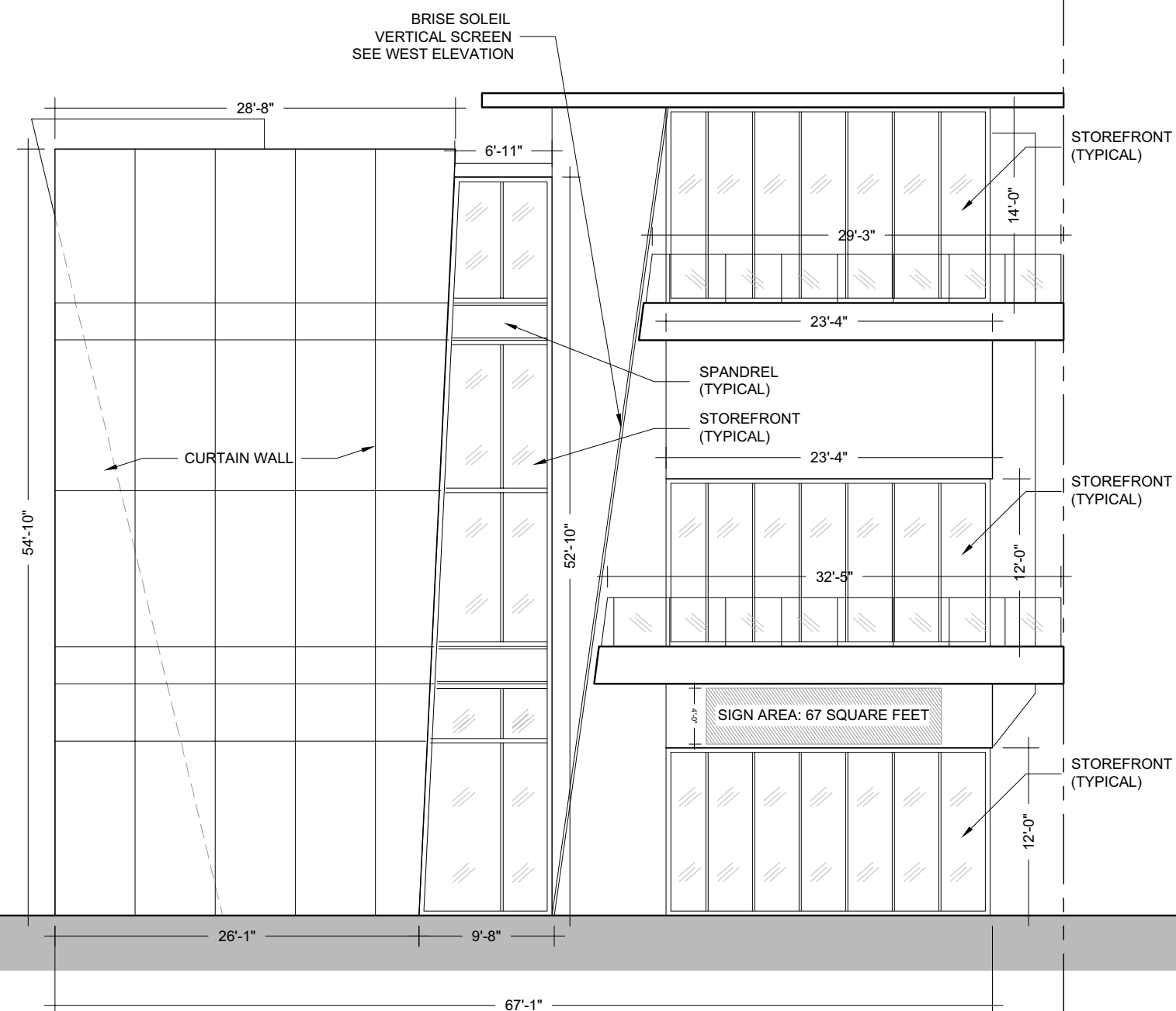
LOVIN' OVEN EVENT SPACE CONCEPT
201 NORTH POMPANO BEACH BOULEVARD (PARCEL R3)
POMPANO BEACH, FLORIDA 33362

AAC
PZ19-30000004
9/7/2021

CONCEPT
A08
NOVEMBER 28, 2018



718 SF STOREFRONT
36'10" LF GLASS RAIL



887 SF STOREFRONT
435 SF STOREFRONT AND SPANDREL
61'-8" LF GLASS RAIL
1,100 SF CURTAIN WALL



GONZALEZARCHITECTURE
ENRIQUE RENE GONZALEZ, AIA, LEED® AP
305.440.4314
WWW.GONZALEZARCHITECTURE.COM
CREATE@GONZALEZARCHITECTURE.COM
4304 NE 2ND AVENUE, MIAMI, FLORIDA 33137

LOVIN' OVEN EVENT SPACE CONCEPT
201 NORTH POMPANO BEACH BOULEVARD (PARCEL R3)
POMPANO BEACH, FLORIDA 33362

AAC
PZ19-30000004
9/7/2021

CONCEPT
A | 09
NOVEMBER 28, 2018

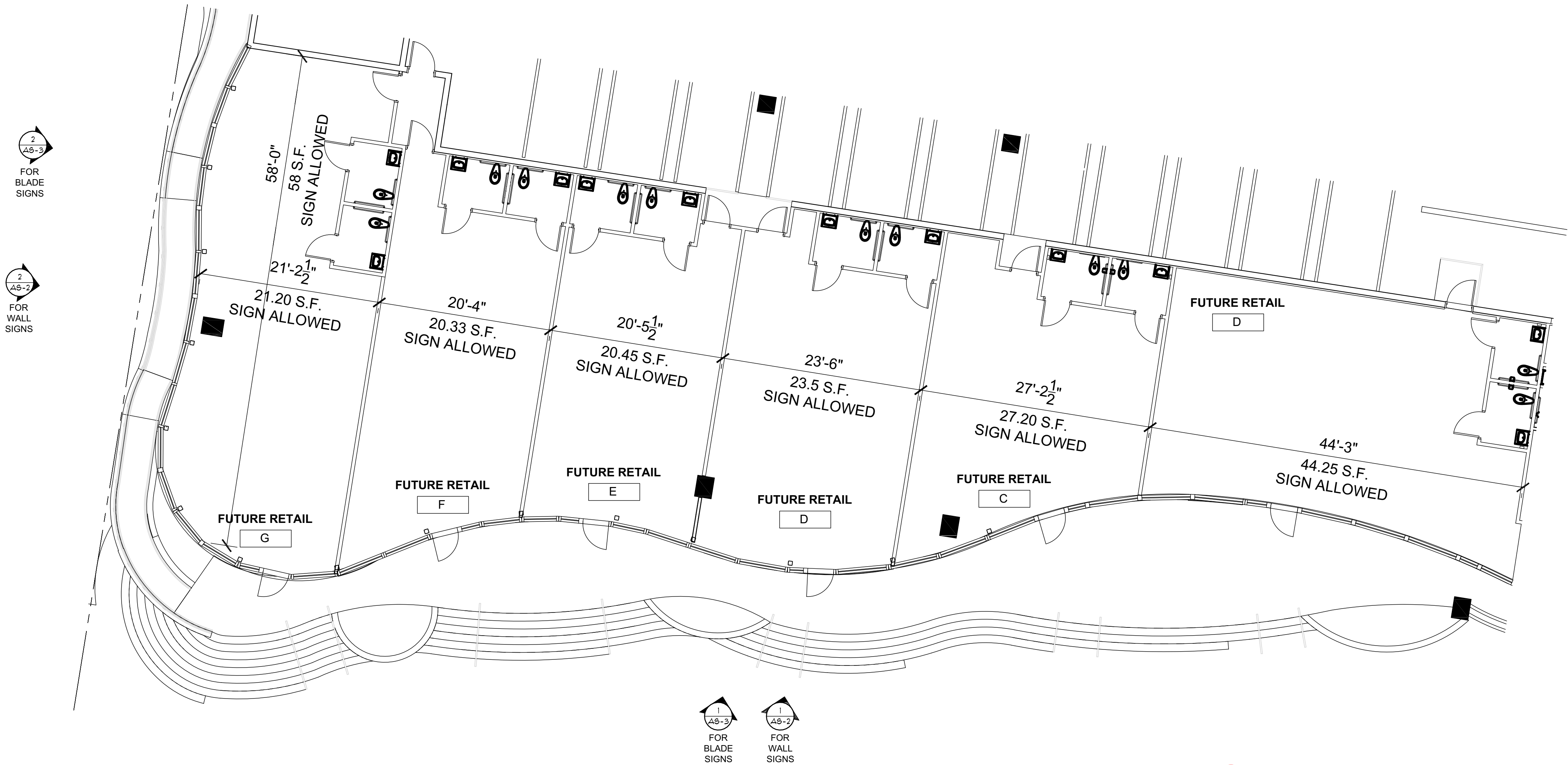
Exhibit R-4
Parcel R-4 Sign Placement

THIS DOCUMENT IS THE PROPERTY OF CURRIE SOWARDS AGUILA ARCHITECTS INC.. ALL RIGHTS ARE RESERVED. ANY POSSESSION, REPRODUCTION OR OTHER USE OF THIS DOCUMENT, WITHOUT THE WRITTEN CONSENT OF CURRIE SOWARDS AGUILA ARCHITECTS INC., IS PROHIBITED.



SIGNAGE EXAMPLE


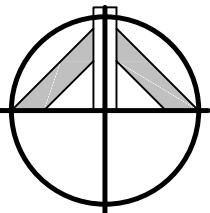
NOT TO SCALE



FIRST FLOOR RETAIL - SIGN AREA DESIGNATION PLAN

AAC
PZ19-30000004
9/7/2021

SCALE: 1/8" = 1'-0"



CURRIE
SOWARDS
AGUILA
architects

Architecture, Planning,
Interiors, &
Sustainable Design

AA26001584
185 NE 4TH AVENUE, SUITE 101
DELRAY BEACH, FL 33483

T: (561) 276-4951 F: (561) 243-8184
E-MAIL: office@csa-architects.com

ISSUED FOR :

BIDS

PERMIT

CONSTRUCTION

SEAL

JESS SOWARDS
FL REG# AR0013205

PROJECT TITLE

POMPAÑO BEACH
FISHING
VILLAGE

EXTERIOR
SIGNAGE

POMPAÑO BEACH, FL

REVISIONS

THESE DRAWINGS ARE PREPARED
PER ESTABLISHED INDUSTRY
STANDARDS AND REPRESENT THE
ARCHITECT AND ENGINEERS
DESIGN CONCEPT. THEY ARE NOT
INTENDED TO PROVIDE EVERY
DETAIL OR CONDITION REQUIRED
TO CONSTRUCT THE BUILDING.
THE CONTRACTOR THROUGH
SUBMITTALS AND OTHER
COORDINATION EFFORTS IS FULLY
RESPONSIBLE FOR PROVIDING A
COMPLETE AND OPERATIONAL
BUILDING WHETHER INDICATED ON
THE PLANS OR NOT.

DRAWING TITLE

FIRST FLOOR
RETAIL - SIGN
AREA
DESIGNATION
PLAN

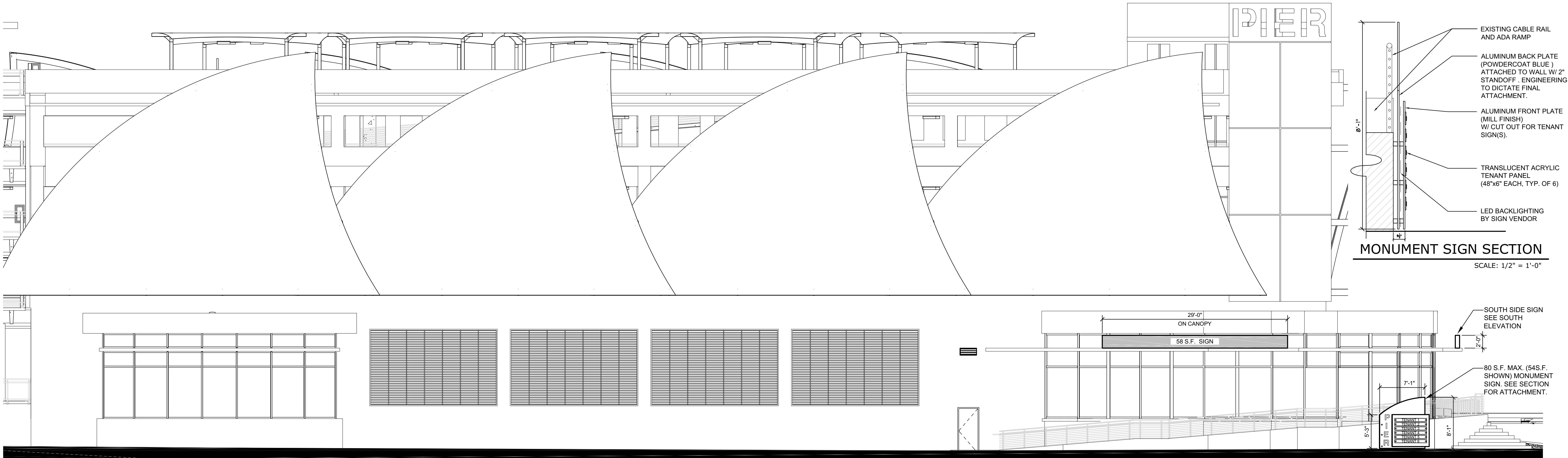
DATE 08/02/19 | DRAWN BY JS

JOB NUMBER
140305

DRAWING NUMBER

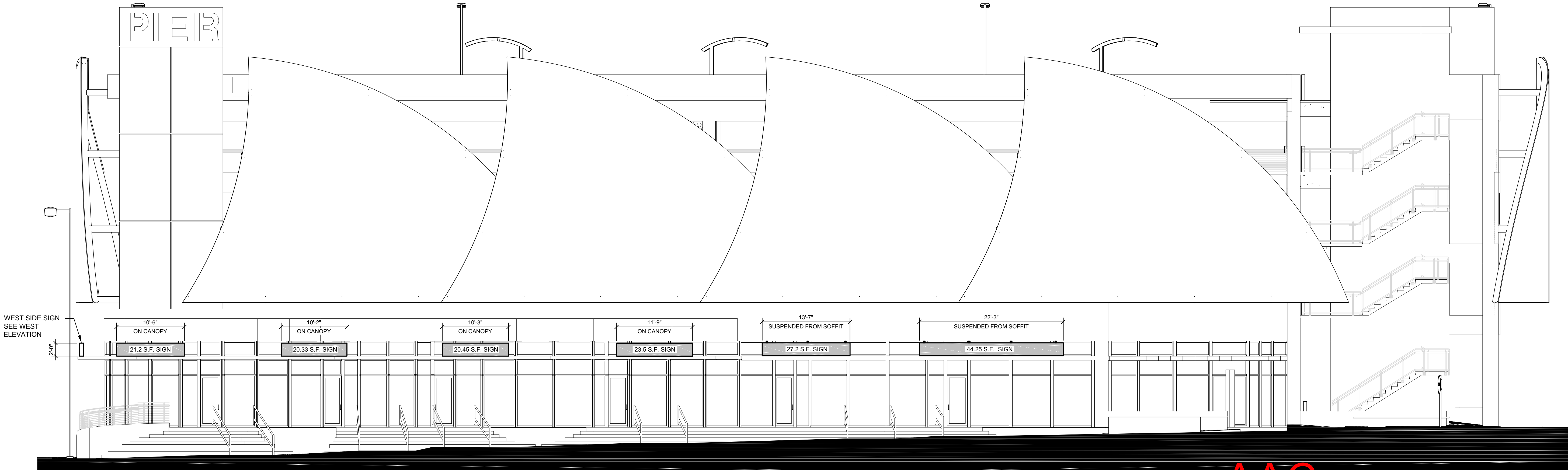
AS-1

THIS DOCUMENT IS THE PROPERTY OF CURRIE SOWARDS AGUILA ARCHITECTS INC.. ALL RIGHTS ARE RESERVED. ANY POSSESSION, REPRODUCTION OR OTHER USE OF THIS DOCUMENT, WITHOUT THE WRITTEN CONSENT OF CURRIE SOWARDS AGUILA ARCHITECTS INC., IS PROHIBITED.




2 PARTIAL WEST ELEVATION - PROPOSED WALL SIGNS
AS-2 WALL SIGNS

SCALE: 1/8" = 1'-0"



1 SOUTH ELEVATION - PROPOSED WALL SIGNS
AS-2 WALL SIGNS

SCALE: 1/8" = 1'-0"



**CURRIE
SOWARDS
AGUILA**
architects

Architecture, Planning,
Interiors, &
Sustainable Design

AA26001584
185 NE 4TH AVENUE, SUITE 101
DELRAY BEACH, FL 33483

T: (561) 276-4951 F: (561) 243-8184
E-MAIL: office@csa-architects.com

ISSUED FOR :

BIDS
PERMIT
CONSTRUCTION
SEAL

JESS SOWARDS
FL REG# AR0013205

PROJECT TITLE
**POMPAÑO BEACH
FISHING
VILLAGE**

**EXTERIOR
SIGNAGE**

POMPAÑO BEACH, FL
REVISIONS

THESE DRAWINGS ARE PREPARED PER ESTABLISHED INDUSTRY STANDARDS AND REPRESENT THE ARCHITECT AND ENGINEERS DESIGN CONCEPT. THEY ARE NOT INTENDED TO PROVIDE EVERY DETAIL OR CONDITION REQUIRED TO CONSTRUCT THE BUILDING. THE CONTRACTOR THROUGH SUBMITTALS AND OTHER COORDINATION EFFORTS IS FULLY RESPONSIBLE FOR PROVIDING A COMPLETE AND OPERATIONAL BUILDING WHETHER INDICATED ON THE PLANS OR NOT.

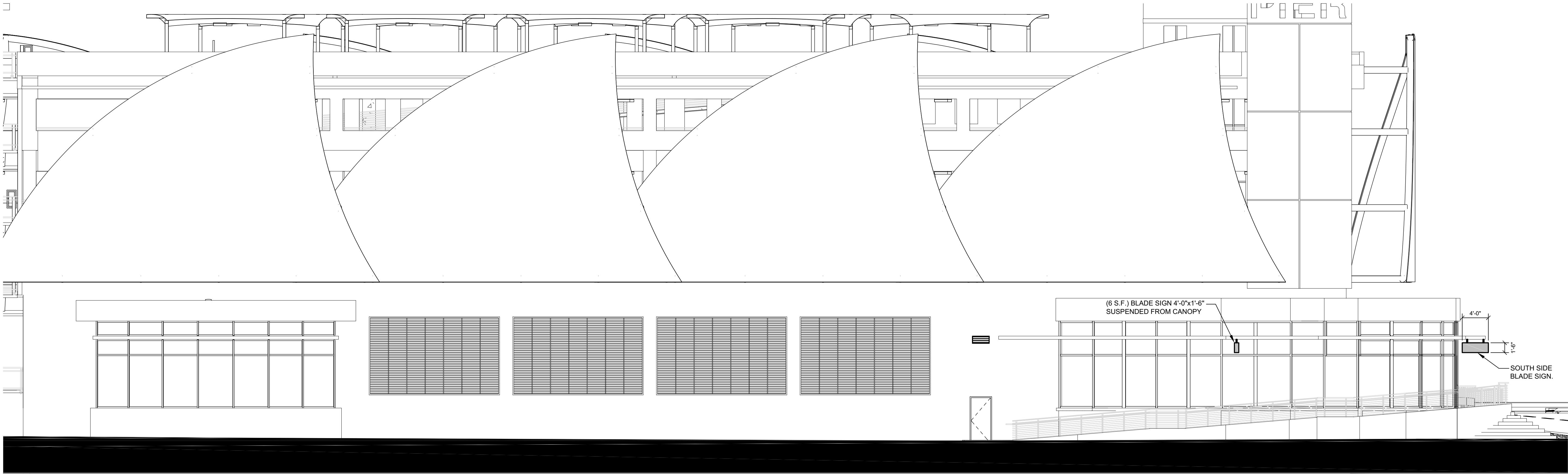
DRAWING TITLE
**ELEVATIONS
WALL SIGNS**

DATE 08/02/19 | JS
JOB NUMBER 140305
DRAWING NUMBER

AS-2

AAC
PZ19-30000004
9/7/2021

THIS DOCUMENT IS THE PROPERTY OF CURRIE SOWARDS AGUILA ARCHITECTS INC.. ALL RIGHTS ARE RESERVED. ANY POSSESSION, REPRODUCTION OR OTHER USE OF THIS DOCUMENT, WITHOUT THE WRITTEN CONSENT OF CURRIE SOWARDS AGUILA ARCHITECTS INC., IS PROHIBITED.

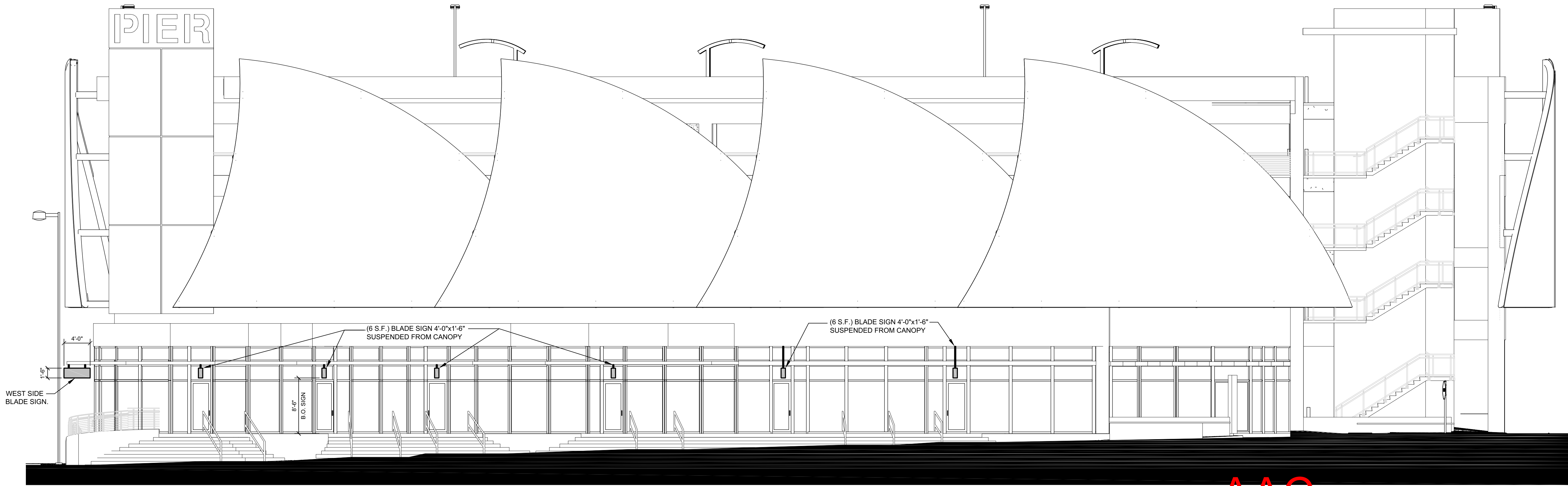


2
AS-3

PARTIAL WEST ELEVATION - PROPOSED BLADE SIGNS

BLADE SIGNS

SCALE: 1/8" = 1'-0"




1
AS-3

SOUTH ELEVATION - PROPOSED BLADE SIGNS

BLADE SIGNS

SCALE: 1/8" = 1'-0"

AAC
PZ19-30000004
9/7/2021



**CURRIE
SOWARDS
AGUILA
architects**

*Architecture, Planning,
Interiors, &
Sustainable Design*

AA26001584
185 NE 4TH AVENUE, SUITE 101
DELRAY BEACH, FL 33483

T: (561) 276-4951 F: (561) 243-8184
E-MAIL: office@csa-architects.com

ISSUED FOR :

BIDS

PERMIT

CONSTRUCTION

SEAL

JESS SOWARDS
FL REG# AR0013205

PROJECT TITLE
**POMPAÑO BEACH
FISHING
VILLAGE**

**EXTERIOR
SIGNAGE**

POMPAÑO BEACH, FL

REVISIONS

THESE DRAWINGS ARE PREPARED
PER ESTABLISHED INDUSTRY
STANDARDS AND REPRESENT THE
ARCHITECT AND ENGINEERS
DESIGN CONCEPT. THEY ARE NOT
INTENDED TO PROVIDE EVERY
DETAIL OR CONDITION REQUIRED
TO CONSTRUCT THE BUILDING.
THE CONTRACTOR THROUGH
SUBMITTALS AND OTHER
COORDINATION EFFORTS IS FULLY
RESPONSIBLE FOR PROVIDING A
COMPLETE AND OPERATIONAL
BUILDING WHETHER INDICATED ON
THE PLANS OR NOT.

DRAWING TITLE
**ELEVATIONS
BLADE SIGNS**

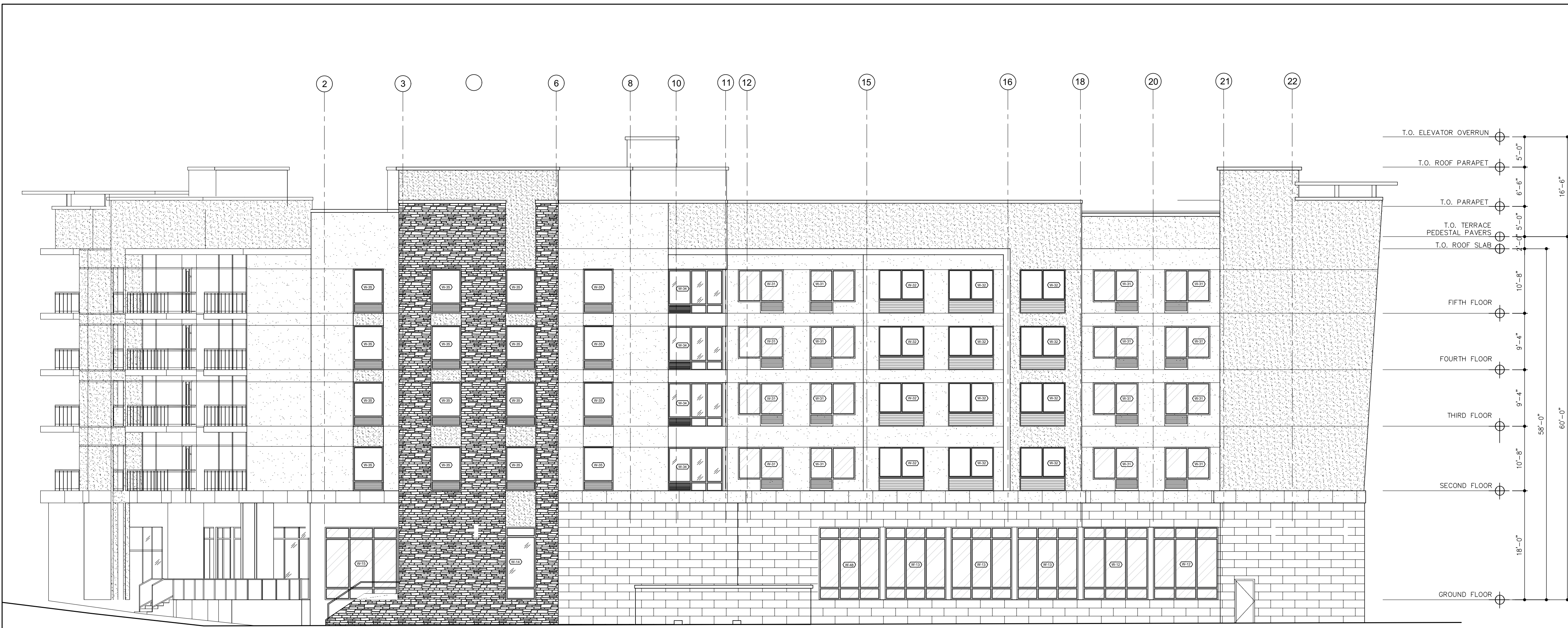
DATE
08/02/19 | JS

JOB NUMBER
140305

DRAWING NUMBER

AS-3

Exhibit R-5
Parcel R-5 Sign Placement



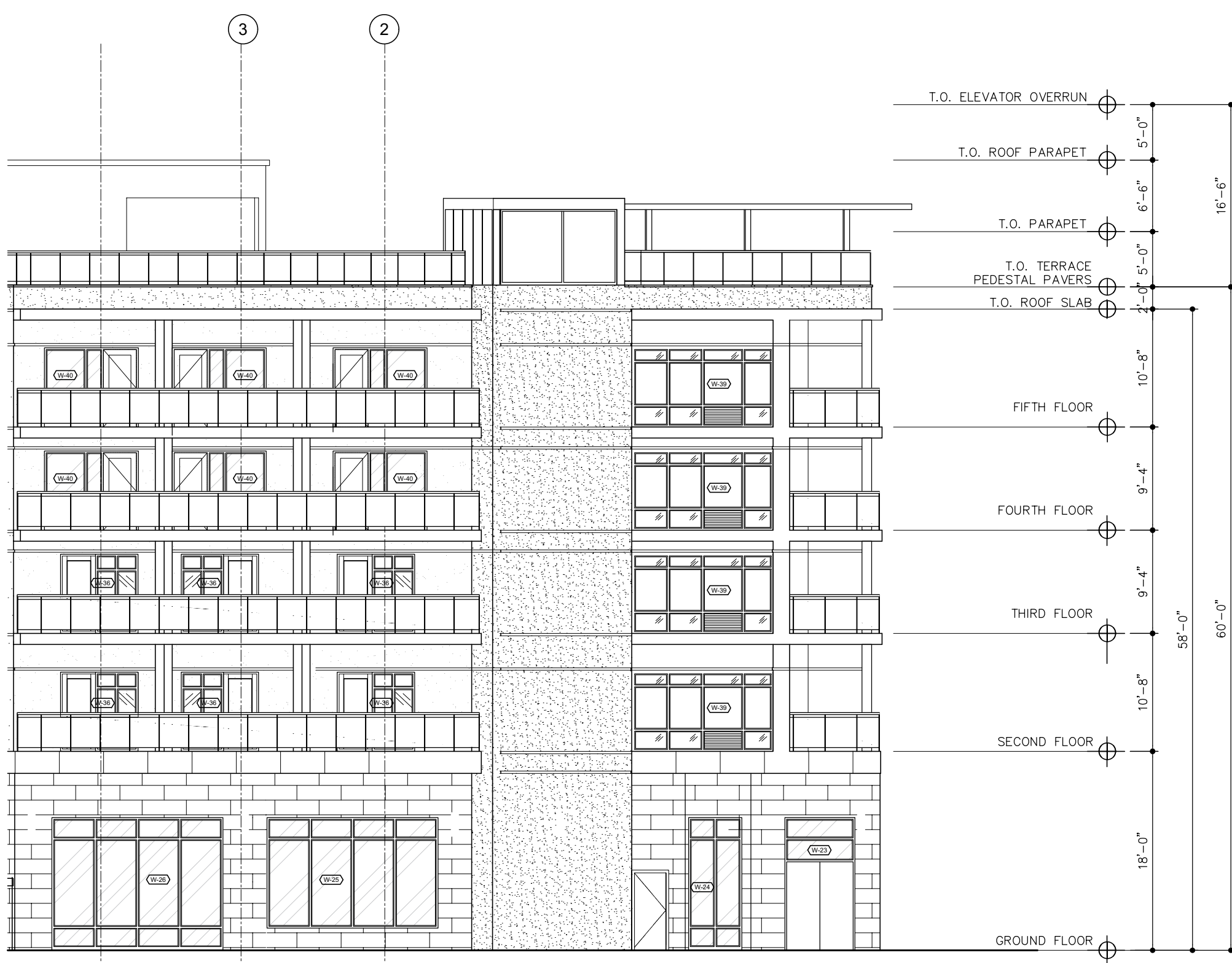
NO SIGNAGE THIS ELEVATION

6 WEST ELEVATION
SCALE: 3/32" = 1'-0"
0 4 8 12 20



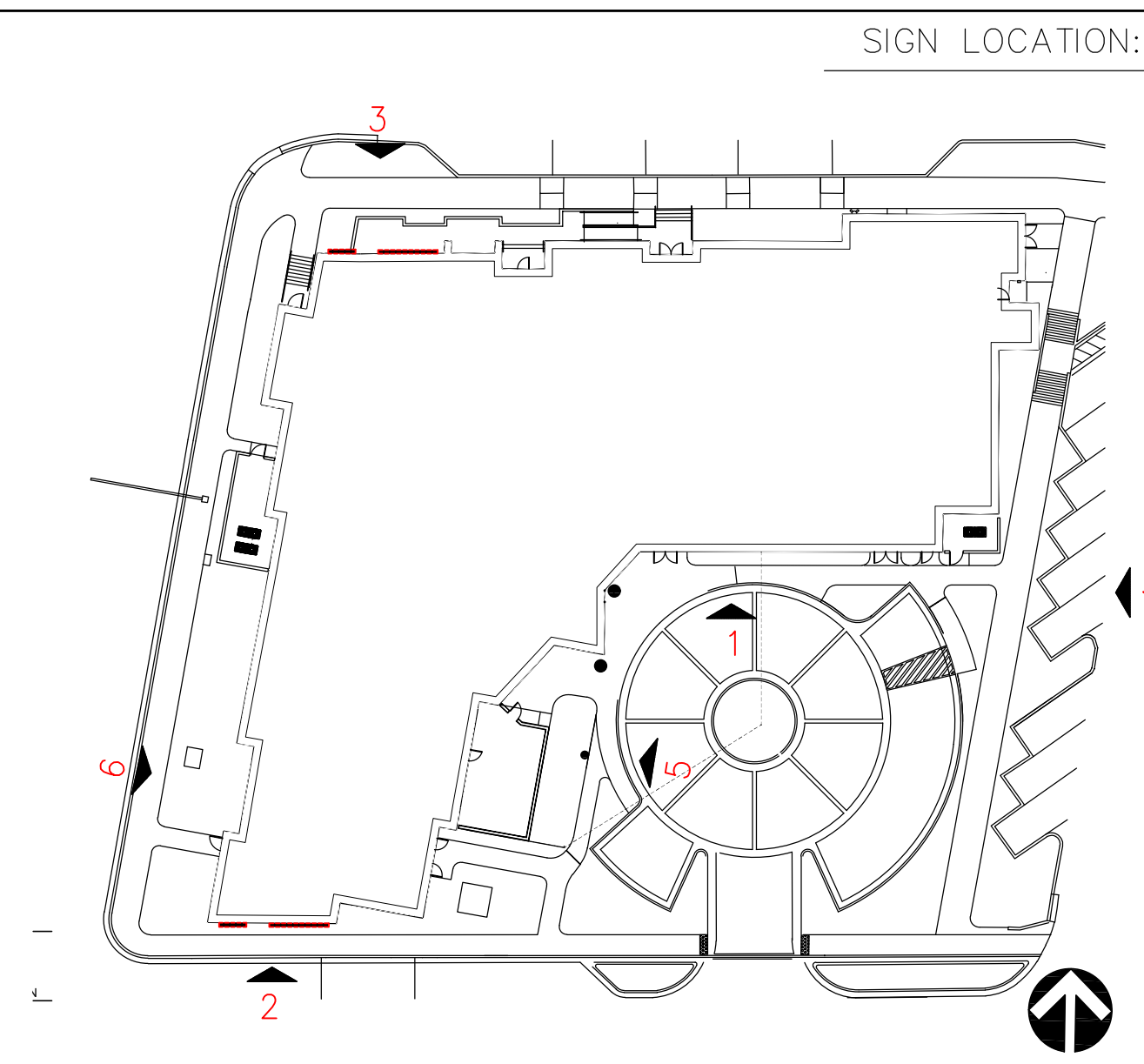
NO SIGNAGE THIS ELEVATION

5 EAST ELEVATION
SCALE: 3/32" = 1'-0"
0 4 8 12 20

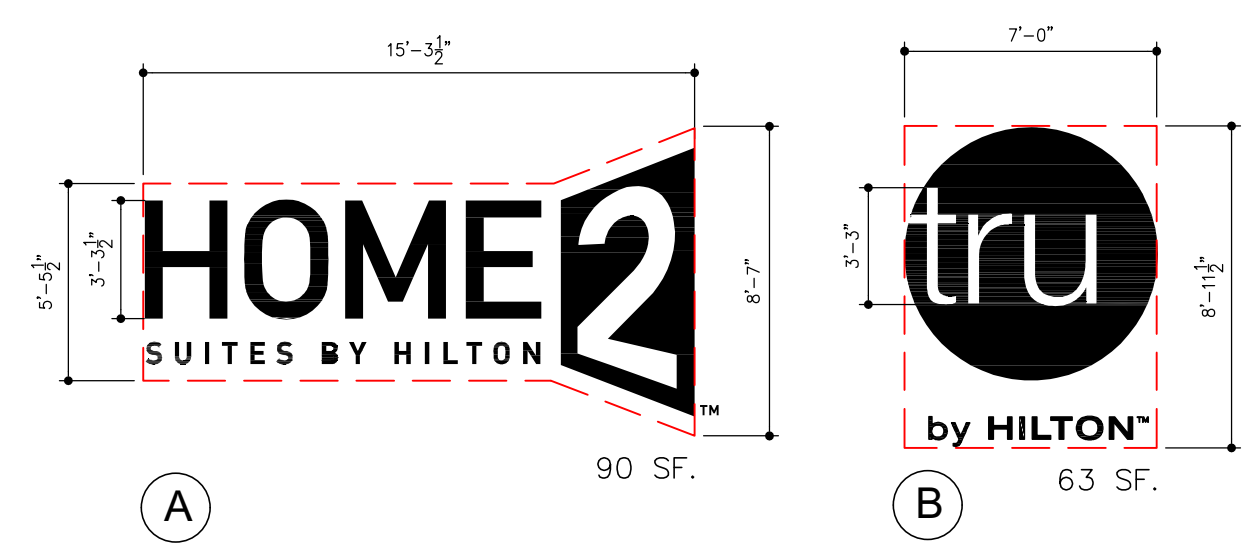


NO SIGNAGE THIS ELEVATION

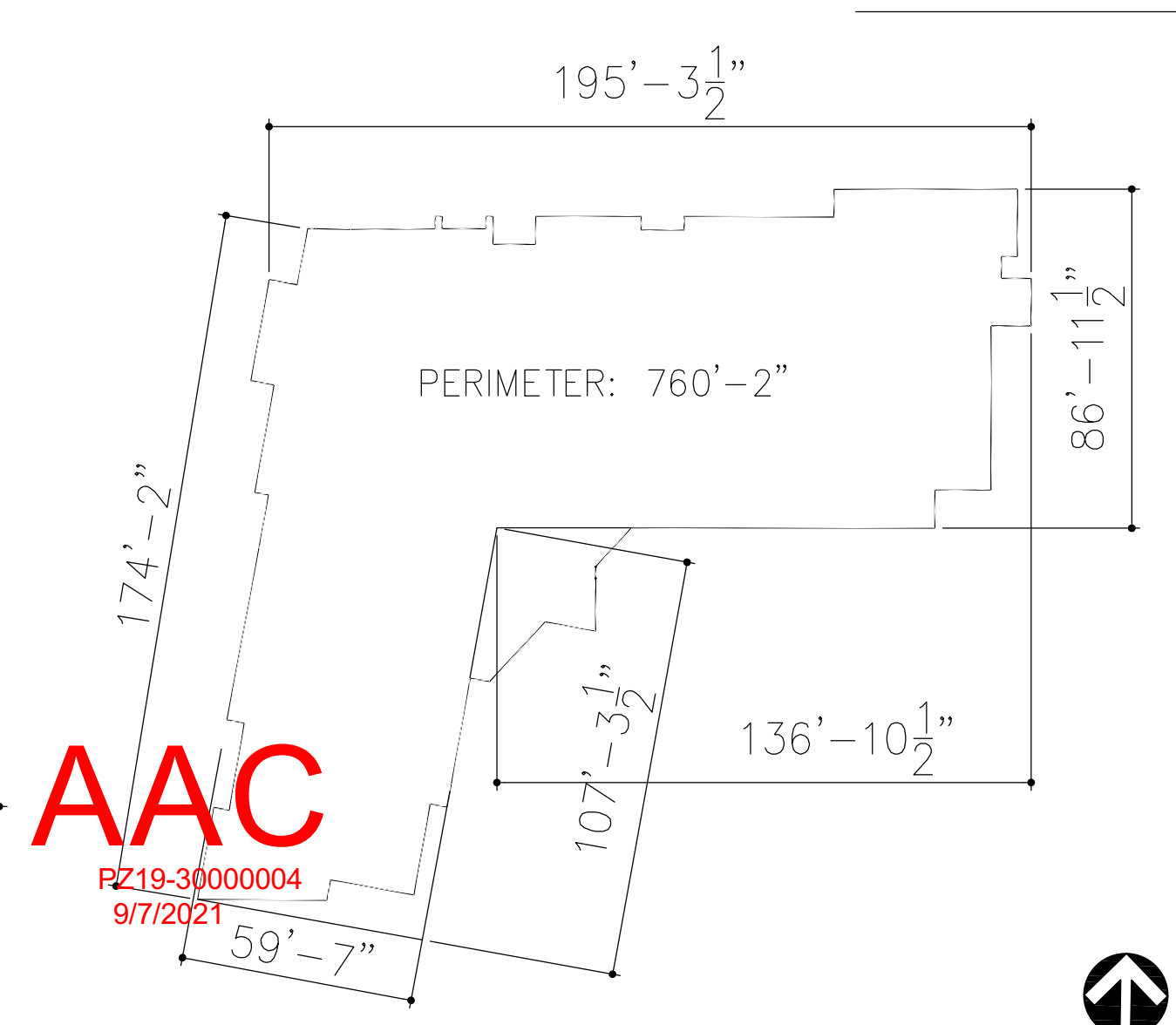
4 EAST ELEVATION
SCALE: 3/32" = 1'-0"
0 4 8 12 20



SIGN LEGEND:



SIGN LOCATION:



BOUNDS + GILLESPIE
ARCHITECTS, PLLC
7975 Stage Hills Boulevard, Suite 4
Pompano Beach, Florida 33069
T: (904) 377-6603 F: (904) 388-5765
http://www.bngarchitects.com

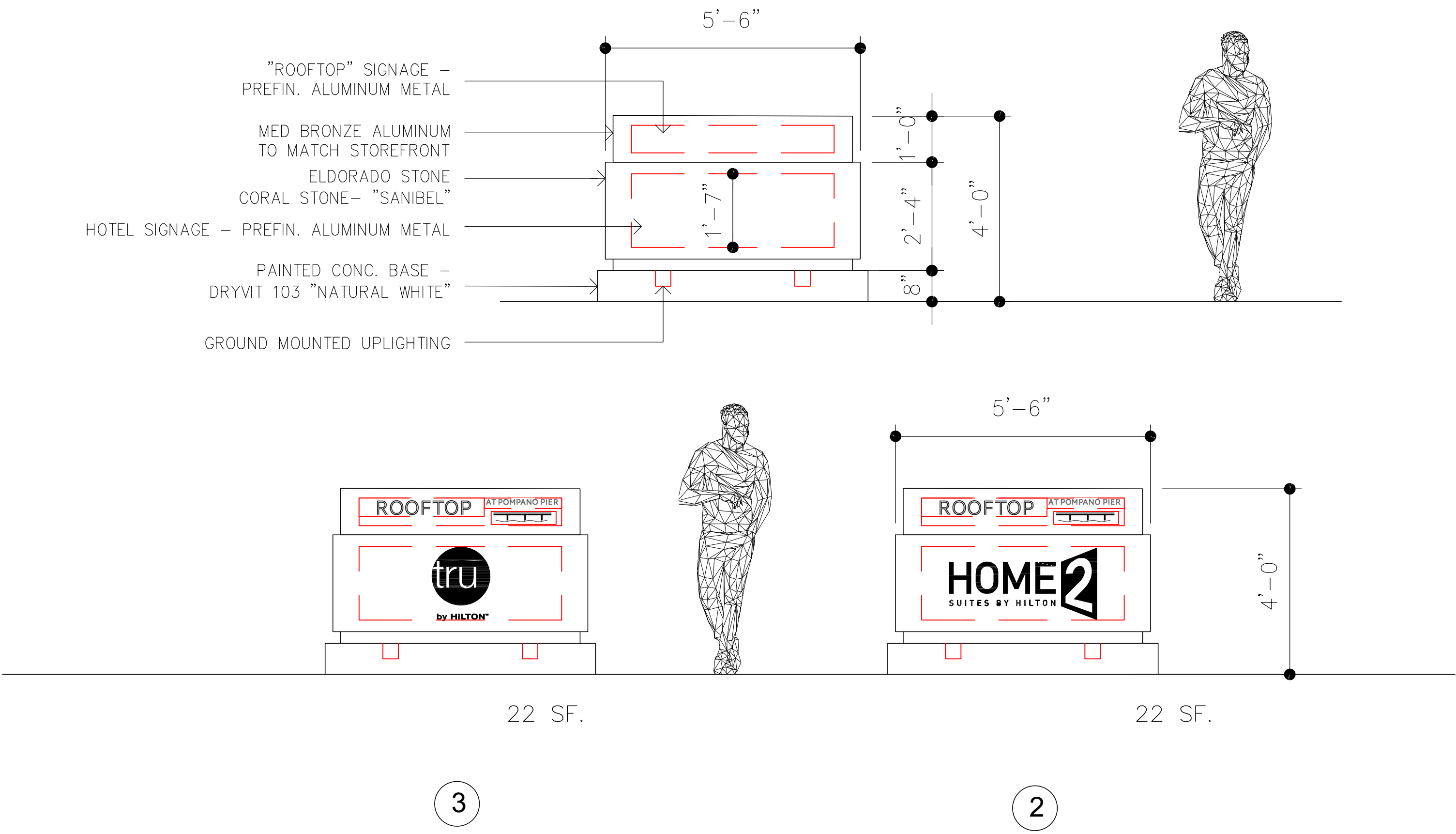
BOUNDS + GILLESPIE ARCHITECTS, P.L.L.C.
ALL DRAWINGS, ELECTRONIC MEDIA, AND ALL RELATED MATERIALS ARE THE SOLE PROPERTY OF BOUNDS + GILLESPIE ARCHITECTS, P.L.L.C. AND ARE TO BE USED ONLY FOR THE PROJECT AND SITE SPECIFICALLY IDENTIFIED HEREON. NO REUSE, REPRODUCTION, OR MODIFICATION OF ANY PART OF THIS DOCUMENT IS PERMITTED WITHOUT THE EXPRESS WRITTEN PERMISSION OF BOUNDS + GILLESPIE ARCHITECTS, P.L.L.C.

Mark	Date	Revision

HOME2
SUITES BY HILTON
The Pier
POMPANO BEACH, FLORIDA
SIGN ELEVATIONS


tru
by HILTON

Project No: 021615
Date: 08-09-19
Sheet: A-302S



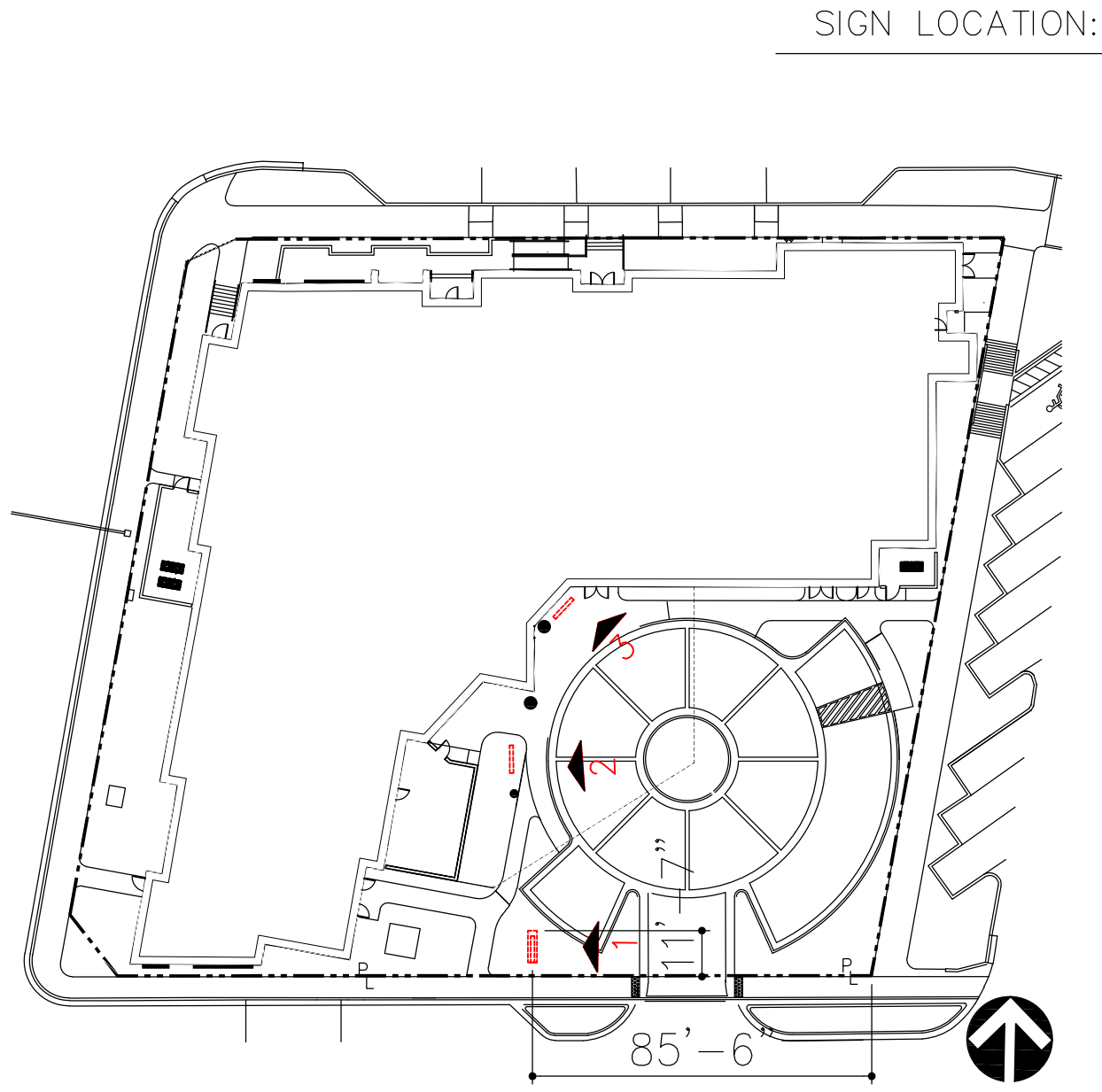
DIRECTIONAL SIGN ELEVATION

SCALE: 1/2" = 1'-0"



MONUMENT SIGN ELEVATION

SCALE: 1/2" = 1'-0"



SIGN LOCATION:

BOUNDS + GILLESPIE
ARCHITECTS, PLLC
7975 Stage Hills Boulevard, Suite 4
Tampa, FL 33634
T: (901) 377-6603 F: (901) 388-5765
http://www.bngarchitects.com

© BOUNDS + GILLESPIE ARCHITECTS, P.L.L.C.
ALL DRAWINGS, ELECTRONIC MEDIA, AND ALL RELATED MATERIALS ARE THE SOLE PROPERTY OF BOUNDS + GILLESPIE ARCHITECTS, P.L.L.C. NO PART OF THIS DOCUMENT MAY BE REPRODUCED OR TRANSMITTED IN ANY FORM OR BY ANY MEANS, ELECTRONIC OR MECHANICAL, WITHOUT THE EXPRESS PERMISSION OF BOUNDS + GILLESPIE ARCHITECTS, P.L.L.C. THIS DOCUMENT IS THE PROPERTY OF BOUNDS + GILLESPIE ARCHITECTS, P.L.L.C. AND IS TO BE USED ONLY FOR THE PROJECT AND SITE SPECIFICALLY IDENTIFIED HEREIN. ANY REUSE, MODIFICATION, OR REPRODUCTION IN ANY MANNER WITHOUT THE EXPRESS PERMISSION OF BOUNDS + GILLESPIE ARCHITECTS, P.L.L.C. IS STRICTLY PROHIBITED. NO WARRANTIES, EXPRESS OR IMPLIED, ARE MADE BY BOUNDS + GILLESPIE ARCHITECTS, P.L.L.C. FOR THE ACCURACY, COMPLETENESS, OR QUALITY OF THE INFORMATION CONTAINED HEREIN. THE INFORMATION CONTAINED HEREIN IS FOR INFORMATIONAL PURPOSES ONLY AND DOES NOT CONSTITUTE AN OFFER OF ANY FINANCIAL PRODUCT OR SERVICE. THE INFORMATION CONTAINED HEREIN IS NOT TO BE USED IN ANY MANNER THAT COULD BE DEEMED A VIOLATION OF ANY APPLICABLE LAW, REGULATION, OR CONTRACT. BOUNDS + GILLESPIE ARCHITECTS, P.L.L.C. IS NOT RESPONSIBLE FOR ANY LOSS OR DAMAGE, INCLUDING REASONABLE ATTORNEY'S FEES, ARISING OUT OF OR RESULTING FROM THE USE OF THIS DOCUMENT. THE INFORMATION CONTAINED HEREIN IS NOT TO BE USED IN ANY MANNER THAT COULD BE DEEMED A VIOLATION OF ANY APPLICABLE LAW, REGULATION, OR CONTRACT. BOUNDS + GILLESPIE ARCHITECTS, P.L.L.C. IS NOT RESPONSIBLE FOR ANY LOSS OR DAMAGE, INCLUDING REASONABLE ATTORNEY'S FEES, ARISING OUT OF OR RESULTING FROM THE USE OF THIS DOCUMENT.

Mark	Date	Revision

HOME2
SUITES BY HILTON
The Pier
POMPANO BEACH, FLORIDA
SIGN ELEVATIONS

Project No: 021615
Date: 08-09-19
Sheet: A-303S

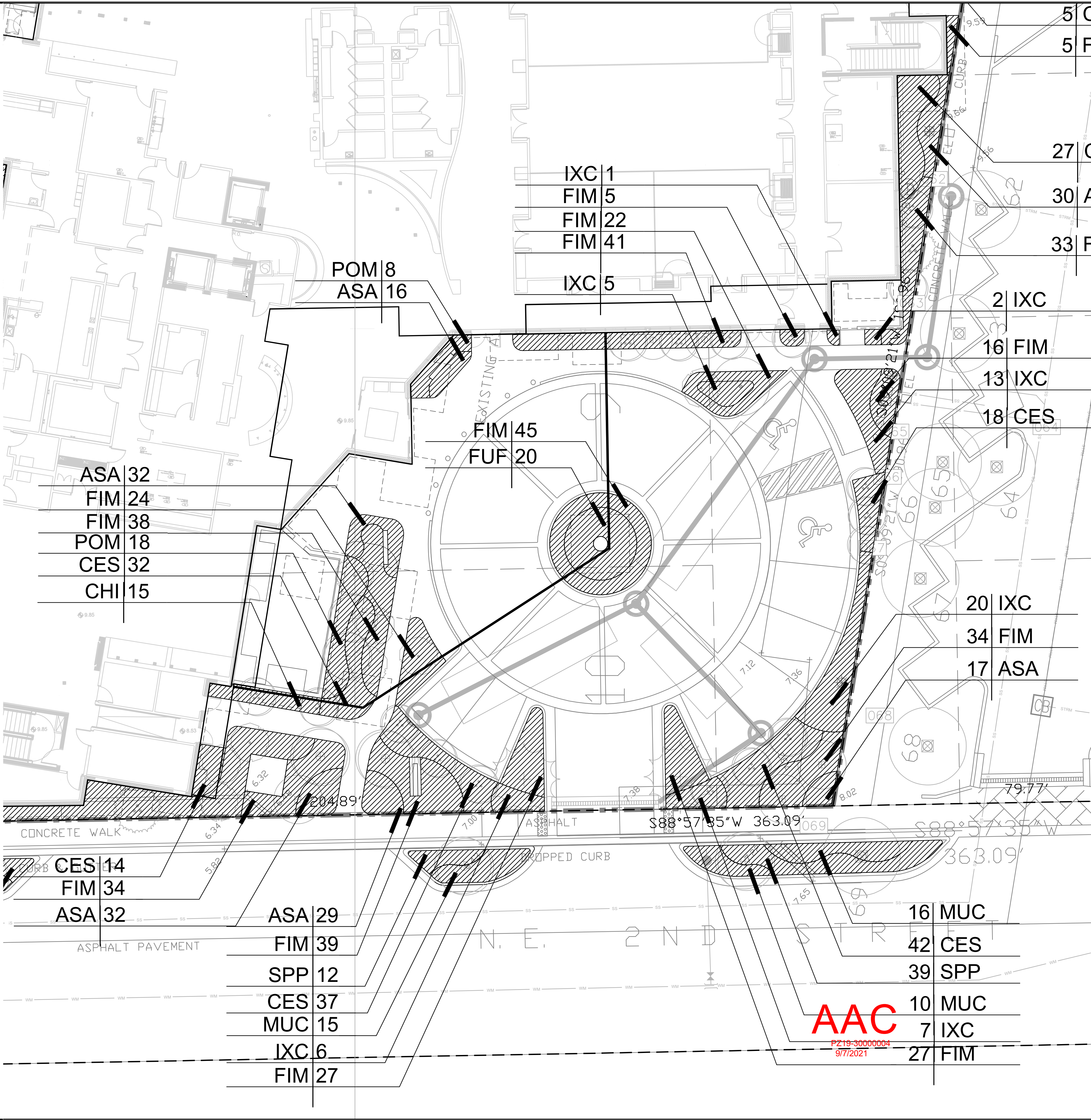
PLANT SCHEDULE

SHRUB AREAS	QTY	BOTANICAL NAME	COMMON NAME	SIZE	SPACING
ALZ	23	Alpinia zerumbet 'Variegata'	Variegated Shell Ginger	3' O.A.	36" o.c.
ASA	266	Asparagus densiflorus	Foxtail Fern	12" ht. x 12" spr.	18" o.c.
CHI	258	Chrysobalanus icaco 'Red Tip'	Red Tip Coccolum	24" ht. x 24" spr.	28" o.c.
COE	4	Conocarpus erectus	Green Buttonwood	30" O.A.	30" o.c.
CES	203	Conocarpus erectus 'sericeus'	Silver Button Wood	30" O.A.	24" o.c.
FIM	681	Ficus microcarpa 'Green Island'	Green Island Ficus	12" ht. x 12" spr.	24" o.c.
FUF	20	Furcraea foetida	Mauritius Hemp	24" ht. x 24" spr.	36" o.c.
IXC	69	Ixora coccinea	Red Ixora	24" ht. x 24" spr.	36" o.c.
MUC	53	Muhlenbergia capillaris 'Gulf Coast'	Gulf Coast Muhly	12" O.A.	30" o.c.
POM	74	Podocarpus macrophyllus	Yew Pine	36" HT	32" o.c.
SPP	51	Spartina patens	Salt Meadow Cord Grass	2' O.A.	24" o.c.

*NOTE: PLANTING SCHEDULE, ABOVE, REPRESENTS THE ENTIRE HOTEL R5 PARCEL. ENLARGEMENT OF PLANTING PLAN IS FOR MASTER SIGN PLAN CLARITY.

SHRUB NOTES:

- CONTRACTOR NOT TO PLACE ANY LANDSCAPE MATERIALS OTHER THAN SOD WITHIN 5'-0" OF ANY PORTION OF CITY OWNED UTILITIES WITHIN THE PUBLIC STREET RIGHT-OF-WAY INCLUDING METERS, HYDRANTS, SERVICE LINES ETC.
- STREET TREES SHALL NOT BE PLACED ON TOP OF OR 5'-0" OF EITHER SIDE OF ANY CITY OWNED UTILITY OR INFRASTRUCTURE.
- NO TREES, SHRUBBERY OR OBSTRUCTION SHALL BE PLACED WITHIN A 3'-0" RADIUS OF A CITY OWNED SEWER LATERAL CLEAN OUT OR WATER AND/OR REUSE METER.
- NO TREES, SHRUBBERY OR OBSTRUCTIONS SHALL BE PLACED WITHIN A 3'-0" RADIUS OF BACKFLOW PREVENTERS AND FDC ASSEMBLIES TO ENSURE FIRE DEPARTMENT ACCESS AND VISIBILITY.
- A 36 INCH CLEAN SPACE SHALL BE MAINTAINED AROUND THE CIRCUMFERENCE OF FIRE HYDRANT/APPLIANCE.
- ALL HEDGES ABUTTING CITY RIGHTS OF WAY ARE MAINTAINED AT A HEIGHT NO GREATER THAN 24".



Prepared for:



Clients:

New Urban Communities



Consultants:

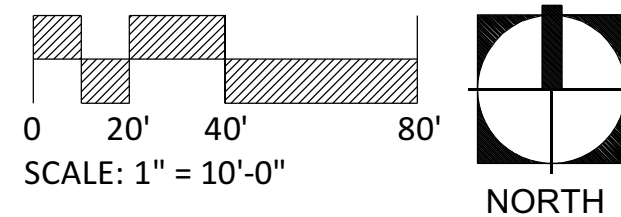
EDSA, INC.
Planning, Landscape Architecture, Urban Design
1512 East Broward Boulevard
Suite 110
Fort Lauderdale, FL 33301

Rev:	Date:	Description:	By:

Sheet Title:

MASTER SIGN
PROGRAM
LANDSCAPE
SHRUB PLAN

Scale and North Arrow:



Date: 12 AUG 2019

Designed By: EDSA

Project No: 113037

Drawn By: EDSA

Sheet Number:

L5-1.01



tru
Hilton
HOME2
SUNSHINE
200
NORTH OCEAN BLVD

ROOFTOP
RESTAURANT

AAC

PZ19-30000004
9/7/2021



AAC
PZ19-30000004
9/7/2021



tru
by HILTON

HOME2
SUITES BY HILTON

ROOFTOP
RESTAURANT & BAR

HOME2
SUITES BY HILTON

AAC

PZ19-30000004
9/7/2021



AAC

PZ19-30000004
9/7/2021