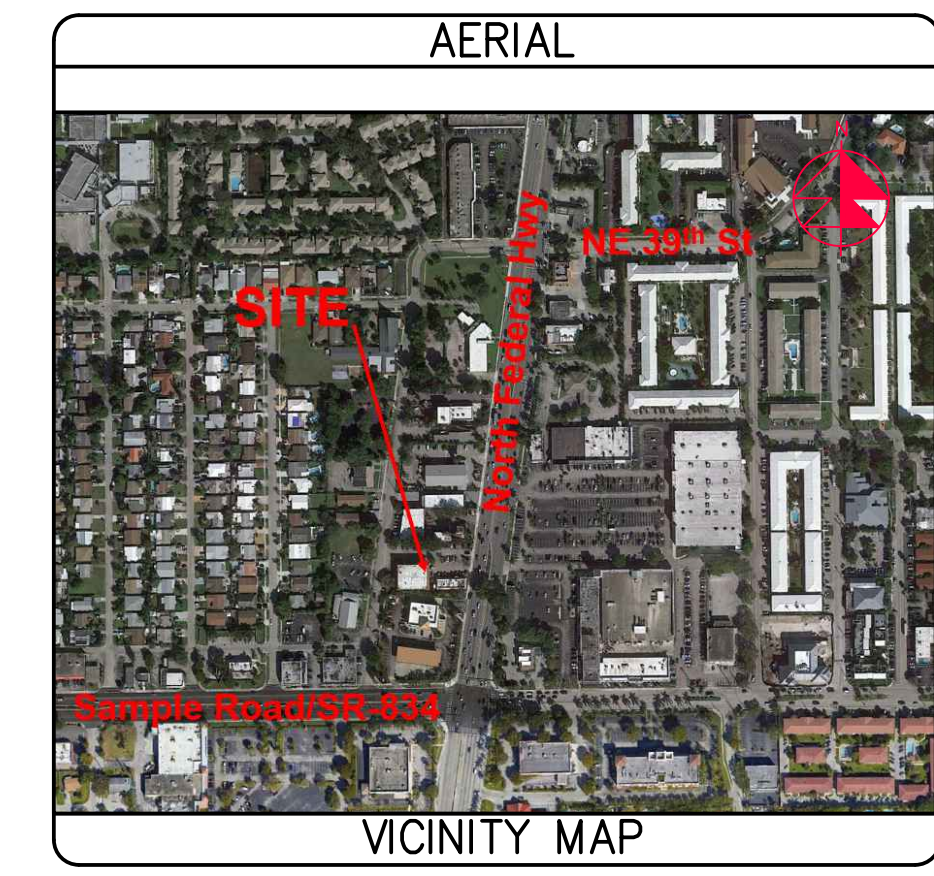


NOTES:

1. AP = AM PEAK HOUR TRAFFIC
2. PP = PM PEAK HOUR TRAFFIC
3. SEE TRAFFIC IMPACT STATEMENT PREPARED BY THIS OFFICE, DATED 09-22-23, FOR THE EXISTING VS PROPOSED TRAFFIC GENERATIONS FOR THIS SITE, PREPARED BY JEFF H. IRAVANI, INC.
4. TOTAL AM PEAK HOUR TRIPS PRODUCED IS 32 TRIPS. RATIO FOR AM IS 50 / 50 SPLIT, FOR 16 ENTERING TRIPS AND 16 EXITING TRIPS
4. TOTAL PM PEAK HOUR TRIPS PRODUCED IS 50 TRIPS. RATIO FOR AM IS 50 / 50 SPLIT, FOR 25 ENTERING TRIPS AND 25 EXITING TRIPS

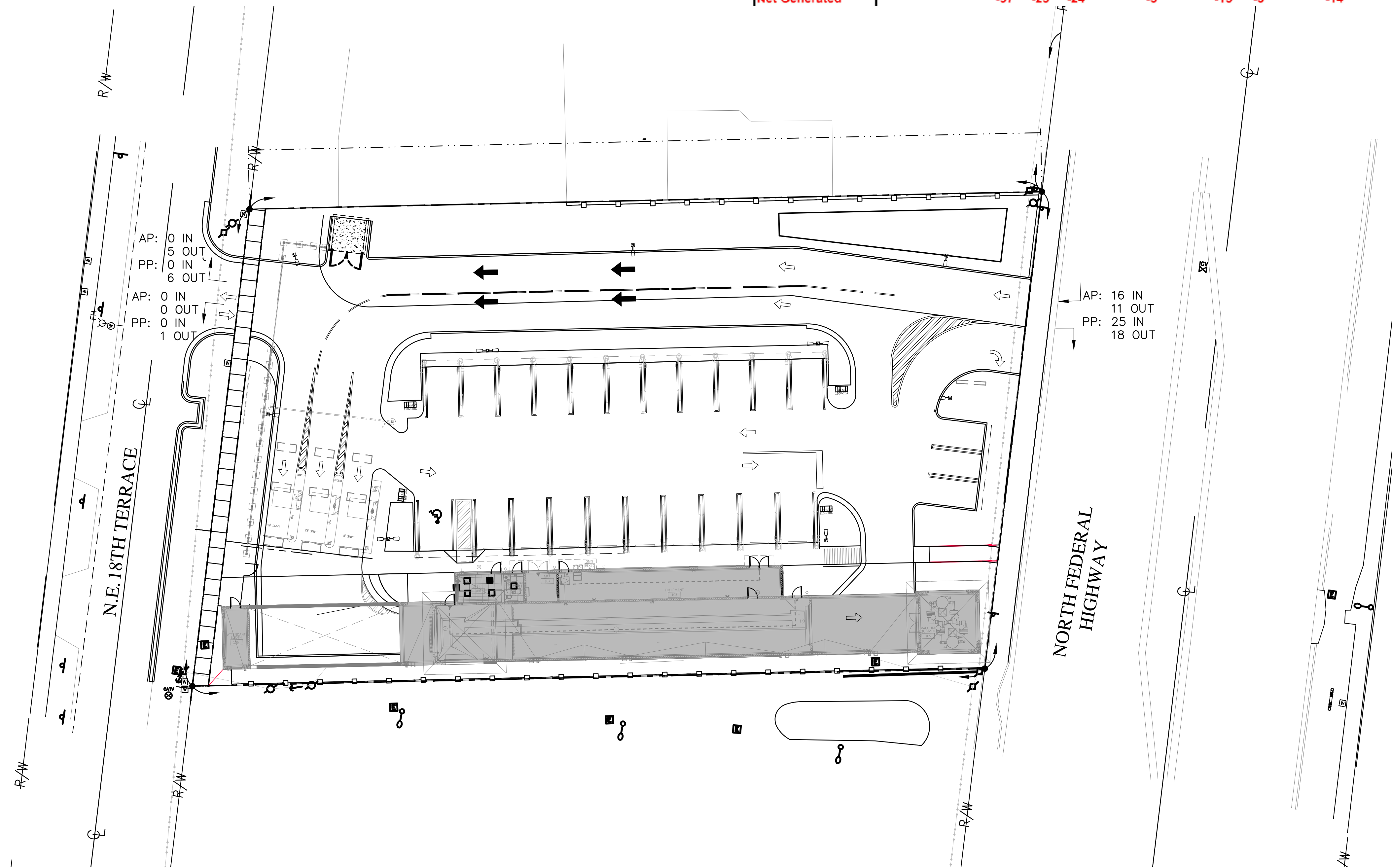
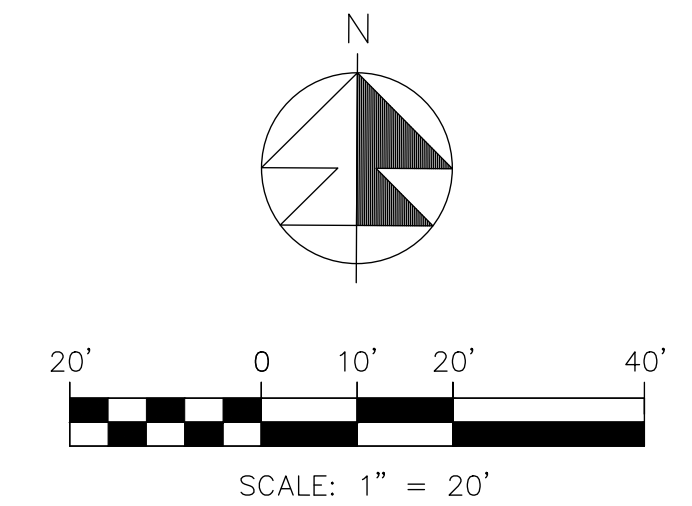


A. Existing

| USE | Bldg SF/EA | ADT VTEPD | AM PHT VTEPH | | | | PM PHT VTEPH | | | | | |
|-----------------------------|------------|---------------|--------------|-----------|-----------|-----------|--------------|-----------|-----------|-----------|-----------|-----------|
| | | | IN (%) | OUT (%) | IN (%) | OUT (%) | | | | | | |
| Med Office S.A. 720 | 12,648 | 455 | 39 | 31 | 79% | 8 | 21% | 50 | 15 | 30% | 35 | 70% |
| Internal | 0% | | 0 | 0 | | 0 | | 0 | 0 | | 0 | |
| Pass-by | 10% | 46 | 4 | 3 | | 0 | | 5 | 1 | | 3 | |
| High T.O. Sit Down Rest 932 | 2,534 | 272 | 24 | 13 | 55% | 11 | 45% | 23 | 14 | 61% | 9 | 39% |
| Internal | 0 | | 0 | 0 | | 0 | | 0 | 0 | | 0 | |
| Pass-by | 10% | 27 | 2 | 1 | | 0 | | 2 | 1 | | 1 | |
| Total Attracted | | 727 | 63 | 44 | | 19 | | 73 | 29 | | 44 | |
| Total Generated | | 15,182 | 654 | 57 | 40 | | | 19 | 65 | 28 | | 39 |

B. Proposed

| USE | Bldg SF/EA | ADT VTEPD | AM PHT VTEPH | | | | PM PHT VTEPH | | | | | |
|------------------------|------------|------------|--------------|------------|------------|-----------|--------------|-----------|------------|-----------|-----------|------------|
| | | | IN (%) | OUT (%) | IN (%) | OUT (%) | | | | | | |
| Carwash ITE 948 Lane | 1 | 557 | 32 | 16 | 50% | 16 | 50% | 50 | 25 | 50% | 25 | 50% |
| Internal | 0 | | 0 | 0 | | 0 | | 0 | 0 | | 0 | |
| Pass-by | 0% | 0 | 0 | 0 | | 0 | | 0 | 0 | | 0 | |
| Total Attracted | | 557 | 32 | 16 | | 16 | | 50 | 25 | | 25 | |
| Total Generated | 1 | 557 | 32 | 16 | | 16 | | 50 | 25 | | 25 | |
| Net Generated | | | -97 | -25 | -24 | | | -3 | -15 | -3 | | -14 |



LEGEND

- 00.0 PROP PAVT EL
- 00.0 PROP CONC SW EL
- EXIST EL
- CONTRACTOR TO FIELD VERIFY
- INVERT EL
- CATCH BASIN
- YARD DRAIN
- BE BOTTOM EL
- TE TOP EL
- EXP EXFILTRATION TRENCH
- WM WATER MAIN
- WS WATER SERVICE
- SS SANITARY SERVICE
- FM FORCE MAIN
- FM FIRE MAIN
- USW UNDERGROUND WIRE
- STM STORM LINE
- WT WASTEWATER GRAVITY
- FIRE HYDRANT
- POST INDICATOR VALVE
- CV GATE VALVE
- TV TAPPING VALVE
- VALVE
- FIRE DEPT CONNECTION
- CV CHECK VALVE
- DCDA-DBL CHOK DETECTOR ASSEMBLY
- RRM-REDUCED PRESS DET ASSEMBLY
- WATER METER W/ REDUCED PRESSURE BACKFLOW PREV.
- SAMPLE POINT
- MES METER END SECTION
- F.F.E.L FIN FLOOR ELEV
- F.L.E.L FLOW LINE ELEV
- TOB TOP OF BANK
- TOS TOP OF SLOPE
- TC TOP OF CONCRETE
- TP TOP OF PAVERS
- UE UTILITY EASEMENT
- DE DRAINAGE EASEMENT
- LME LAKE MAINTENANCE EASMT
- LAL LIMITED ACCESS EASMT
- CO CLEANOUT
- BORING NO. AND LOCATION
- ERCP ELLIPTICAL RCP
- RCP REINFORCED CONC PIPE
- CAP CORRUGATED ALUMINUM PIPE
- HDPE HIGH DENSITY POLYETHYLENE PIPE
- PVC POLYVINYL PIPE
- CMP CORRUGATED METAL PIPE
- CT D.O. PROP CONC EL

48 HOURS BEFORE DIGGING
CALL TOLL FREE
811
CALL SUNSHINE
NOTIFICATION CENTER

REVISIONS

| |
|---------------|
| FOOT DRIVEWAY |
|---------------|

Jeff H. Iravani, Inc.
Consulting Engineers

1934 COMMERCE LANE, SUITE 5
JUPITER, FLORIDA 33458
JHI@jhisouth.net

TEL: (561) 575-6030
FAX: (561) 575-6088
www.jhinc.com

National Express Wash
Pompano Beach
Pompano Beach, Florida

Peak Hour Traffic Movements

| | | | | |
|------------|-------|-------------|----------|-----------|
| DATE | SCALE | DESIGNED BY | DRAWN BY | JOB NO. |
| 07/24/2023 | 1:20 | JBI | JBI | 2307-1442 |

SEAL

CDA # 6986
SHEET NO.
PHT-1