



☐ INACCESSIBLE

☒ 13 kV

☐ FUTURE 23 kV


☐ 23 kV

☐ SALT SPRAY

FPL Construction Symbols

- = Proposed 2" Conduit
- = Proposed OH conductor
- = Proposed Street Light
- = Proposed Concrete Pole
- = Proposed 17" Handhole
- = Proposed 24" Handhole
- = Existing Wood Pole
- = Existing Transformer

Exhibit "3"



Existing Poles will be part of the OH to UG conversion. Poles must be removed prior to lighting construction

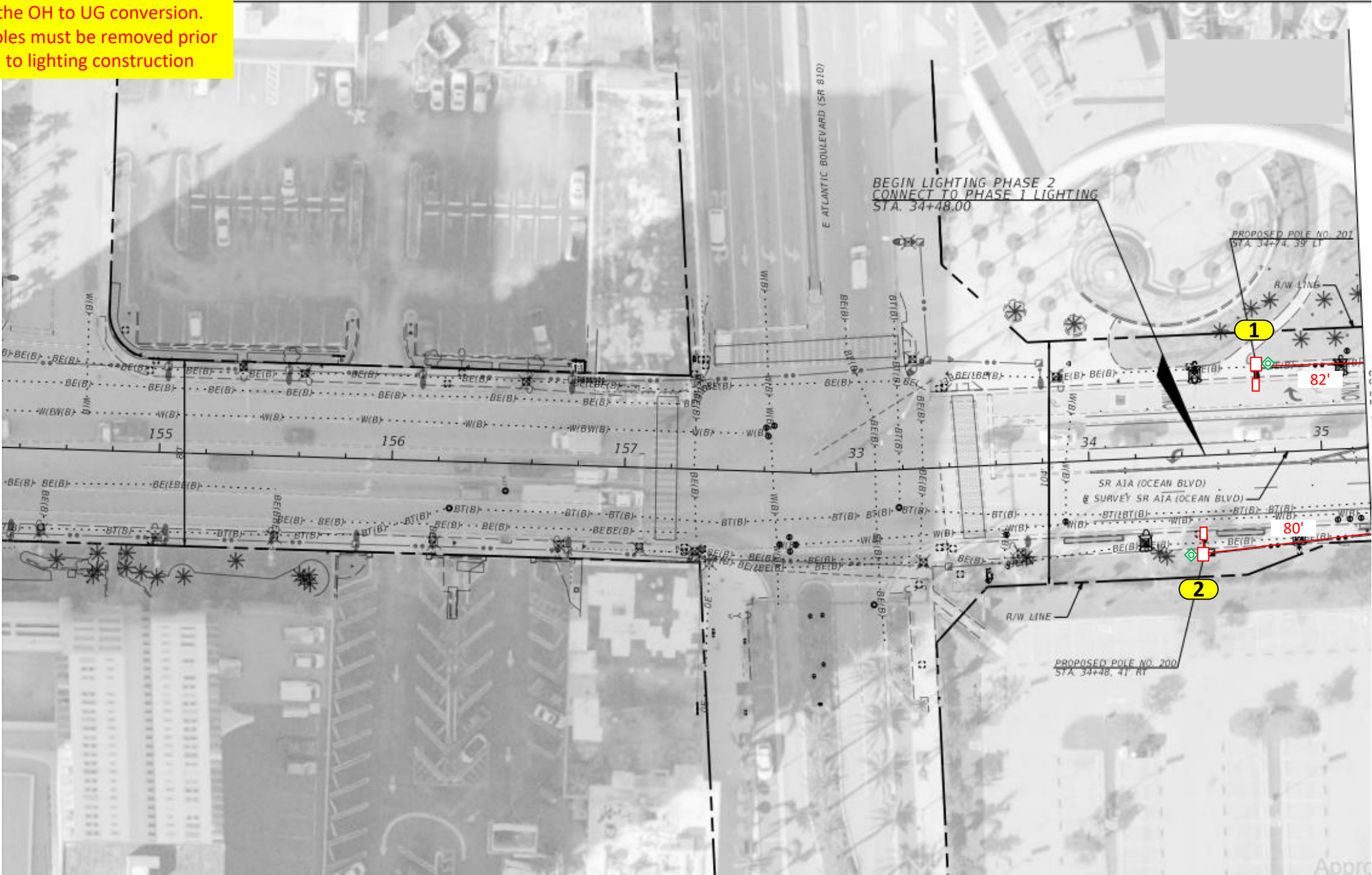

Customer to remove owned existing poles and fixtures

Product summary			
Symbol	Description	Watts	Quantity
	Cree RSW (Front Shield)	144	107
	Cree RSW (Rear Shield)	144	124
	30' Arm Mount Concrete Pole	N/A	231

Feeder 704464

AS-BUILT CREW PRINT		ALL REQUIRED GROUND RODS HAVE BEEN DRIVEN & VERIFIED TO BE WITHIN FPL STANDARDS, VALUES ARE SHOWN AT ALL LOCATIONS.		JOB CERTIFIED COMPLETED AS SHOWN ON THIS AS-BUILT PRINT. MATERIAL CHANGES SHOWN ON ROS		AS-BUILT COPY	
FOREMAN'S SIGNATURE _____ DATE _____		FOREMAN'S SIGNATURE _____ DATE _____		SUPERVISOR'S SIGNATURE _____ DATE _____		INITIALS _____ CERT. DATE _____	
Easement? Yes <input type="checkbox"/> No <input type="checkbox"/>		Survey/Stake? Yes <input checked="" type="checkbox"/> No <input type="checkbox"/>		Work with SMO? Yes <input type="checkbox"/> No <input checked="" type="checkbox"/>		FPL City of Pompano Beach – A1A – Phase 2 Install 217 New Lights v/o SR A1A (Ocean Blvd), Pompano Beach, FL 33062	
Tree Work? Yes <input type="checkbox"/> No <input checked="" type="checkbox"/>		Designer/Stake? Yes <input type="checkbox"/> No <input checked="" type="checkbox"/>		CT/Special Mtr? Yes <input type="checkbox"/> No <input checked="" type="checkbox"/>			
PERMIT REQ'D	City	County Rd.	County Air	State Road	FAA		
	WMD	RR Xing	DR. Dist.	Transm.			
Requested Tel. Co. Set Poles ? YES <input type="checkbox"/> NO <input checked="" type="checkbox"/>		Tele. Attachment Per _____		Designed by: Jessica Builes		Date: 12/14/23	
Requested Tel. Co. Transfer ? YES <input type="checkbox"/> NO <input checked="" type="checkbox"/>		Telephone Co. Job No. _____		Drawn by: XX		Check by: Dwg No. 1 OF 21	
Request CAVT Transfer? YES <input type="checkbox"/> NO <input checked="" type="checkbox"/>		POLE LINE FEET 0'		DUCT BANK FT. 0'		Rural Location Sec. XX TWP. XX S, RGE. XX E.	
POLE LINE FT. ON TRANSM. POLES 0'		TRENCH FT. 0'		SCALE: N.T.S		St. Lt MAP No. MAP# Pri Map No. xxxxx	
TLM/LDS MODEL No. -		Map Posting? YES <input checked="" type="checkbox"/> NO <input type="checkbox"/>		Posted by: WR xxxxxxxx		M/A XX	

Existing Poles will be part of the OH to UG conversion. Poles must be removed prior to lighting construction



Construction Notes: (Customer installing conduit)

Footage = 162 ft

FDOT permit required

- Loc. 1: Install (1) CREE 144W LED RSW TURTLE FRIENDLY AMB XL (front shield) 4K 5,300 Lumens with 12' Arm Bracket on NEW 30' Standard Arm Mount Concrete Pole
- Loc. 2: Install (1) CREE 144W LED RSW TURTLE FRIENDLY AMB XL (back shield) 4K 5,300 Lumens with 12' Arm Bracket on NEW 30' Standard Arm Mount Concrete Pole

Customer to install 2"flex pipe with 24" minimum cove as shown in the drawing. FPL to provide conduit and handholes.

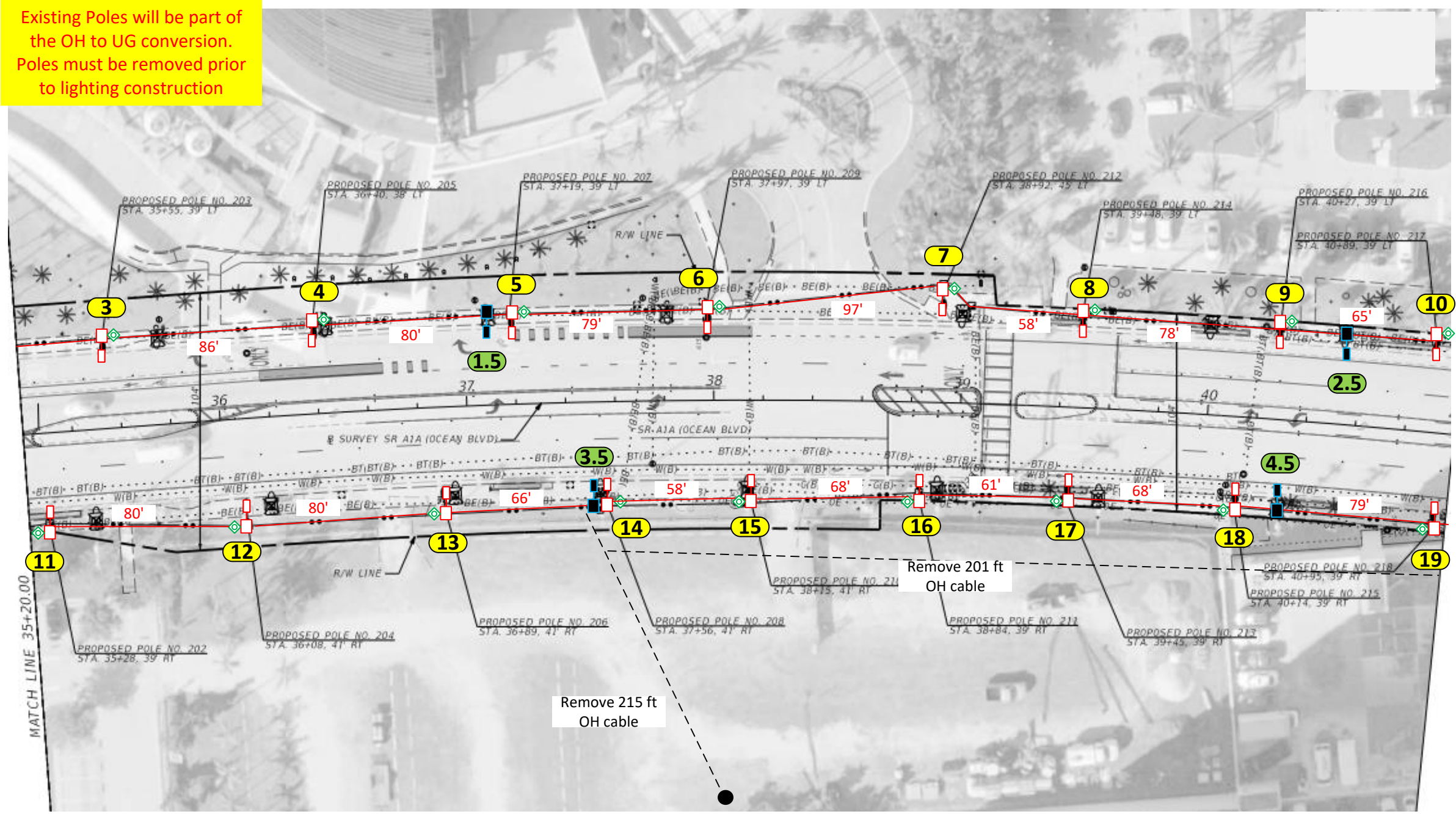

-FPL installing #1/0 TPX UG to all locations shown in the drawing.

-Customer is responsible for any restoration required. **All hand-holes to be 24"unless noted.**

FPL LED Representative: Alexander Acosta

AS-BUILT CREW PRINT		ALL REQUIRED GROUND RODS HAVE BEEN DRIVEN & VERIFIED TO BE WITHIN FPL STANDARDS, VALUES ARE SHOWN AT ALL LOCATIONS.		JOB CERTIFIED COMPLETED AS SHOWN ON THIS AS-BUILT PRINT. MATERIAL CHANGES SHOWN ON ROS		AS-BUILT COPY	
FOREMAN'S SIGNATURE _____ DATE _____		FOREMAN'S SIGNATURE _____ DATE _____		SUPERVISOR'S SIGNATURE _____ DATE _____		INITIALS _____ CERT. DATE _____	
Easement? Yes <input type="checkbox"/> No <input type="checkbox"/>		Survey/Stake? Yes <input checked="" type="checkbox"/> No <input type="checkbox"/>		Work with SMO? Yes <input type="checkbox"/> No <input checked="" type="checkbox"/>		FPL City of Pompano Beach – A1A – Phase 2 Install 217 New Lights v/o SR A1A (Ocean Blvd), Pompano Beach, FL 33062	
Tree Work? Yes <input type="checkbox"/> No <input checked="" type="checkbox"/>		Designer/Stake? Yes <input type="checkbox"/> No <input checked="" type="checkbox"/>		CT/Special Mtr? Yes <input type="checkbox"/> No <input checked="" type="checkbox"/>			
PERMIT REQ'D	City	County Rd.	County Air	State Road	FAA		
	WMD	RR Xing	DR. Dist.	Transm.			
Requested Tel. Co. Set Poles ?		YES <input type="checkbox"/> NO <input checked="" type="checkbox"/>	Tele. Attachment Per		Designed by: Jessica Builes		Date: 12/14/23
Requested Tel. Co. Transfer ?		YES <input type="checkbox"/> NO <input checked="" type="checkbox"/>	Telephone Co. Job No.		Drawn by: XX		Check by: Dwg No. 2 OF 21
Request CAVT Transfer?		YES <input type="checkbox"/> NO <input checked="" type="checkbox"/>			Rural Location Sec. XX		TWP. XX S, RGE. XX E.
POLE LINE FEET		0'	DUCT BANK FT.		0'	SCALE: N.T.S	
POLE LINE FT. ON TRANSM. POLES		0'	TRENCH FT.		0'	St. Lt MAP No. MAP# Pri Map No. xxxxx	
TLM/LDS MODEL No.		-	Map Posting? YES <input checked="" type="checkbox"/> NO <input type="checkbox"/>		Posted by: WR		xxxxxxx M/A XX

Existing Poles will be part of the OH to UG conversion. Poles must be removed prior to lighting construction



Footage = 1,103 ft

Construction Notes: (Customer installing conduit)

- Loc. 3 to 10: Install (1) CREE 144W LED RSW TURTLE FRIENDLY AMB XL (front shield) 4K 5,300 Lumens with 12' Arm Bracket on NEW 30' Standard Arm Mount Concrete Pole
 - Loc. 11 to 19: Install (1) CREE 144W LED RSW TURTLE FRIENDLY AMB XL (back shield) 4K 5,300 Lumens with 12' Arm Bracket on NEW 30' Standard Arm Mount Concrete Pole
 - Loc. 1.5 to 4.5: Remove existing pole, bracket and fixture
- Customer to install 2"flex pipe with 24" minimum cove as shown in the drawing. FPL to provide conduit and handholes.
- FPL installing **#1/0 TPX UG** to all locations shown in the drawing.
 - Customer is responsible for any restoration required. **All hand-holes to be 24" unless noted.**


FPL LED Representative: Alexander Acosta

FDOT permit required

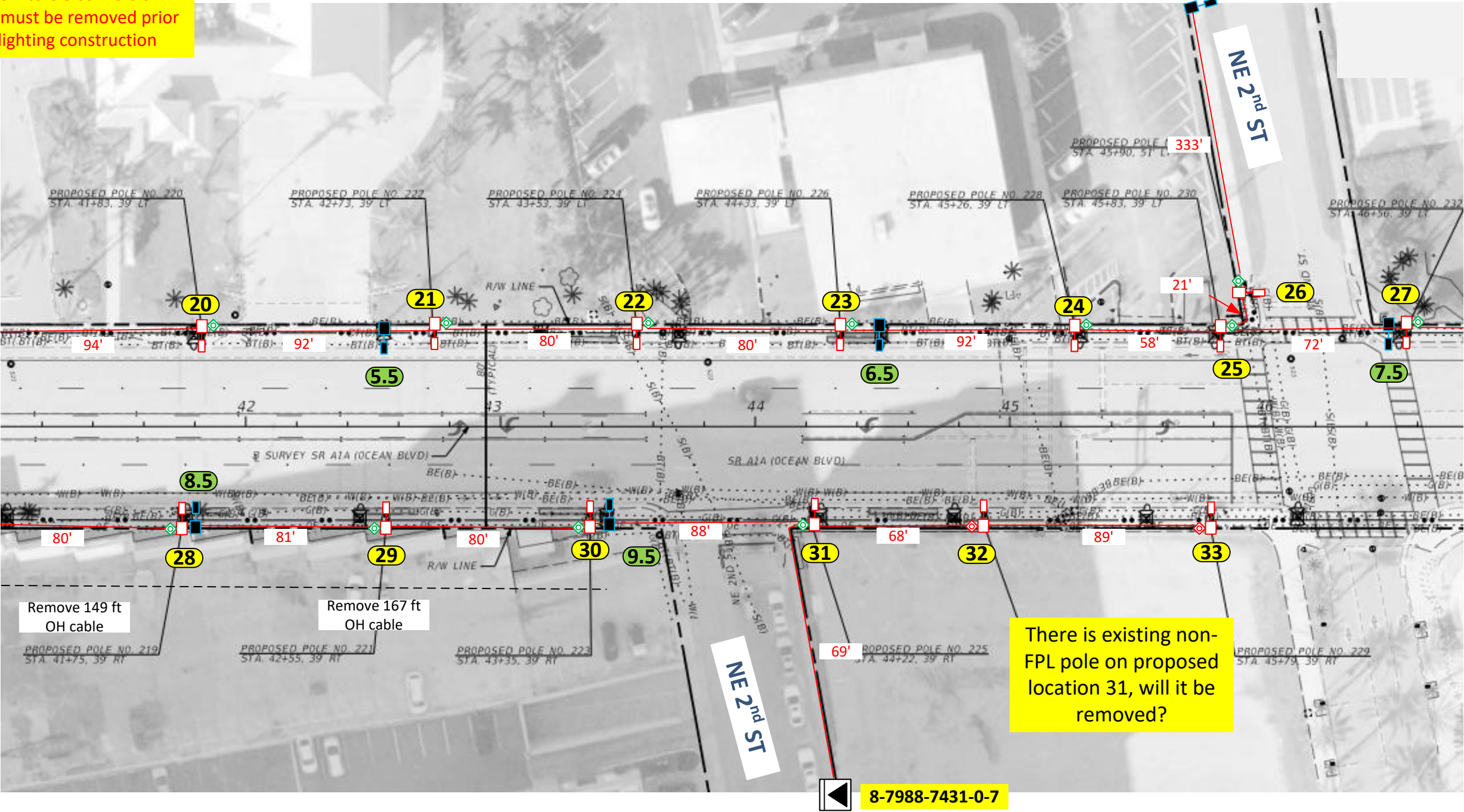
AS-BUILT CREW PRINT		ALL REQUIRED GROUND RODS HAVE BEEN DRIVEN & VERIFIED TO BE WITHIN FPL STANDARDS, VALUES ARE SHOWN AT ALL LOCATIONS.		JOB CERTIFIED COMPLETED AS SHOWN ON THIS AS-BUILT PRINT. MATERIAL CHANGES SHOWN ON ROS		AS-BUILT COPY	
FOREMAN'S SIGNATURE _____ DATE _____		FOREMAN'S SIGNATURE _____ DATE _____		SUPERVISOR'S SIGNATURE _____ DATE _____		INITIALS _____ CERT. DATE _____	
Easement? Yes <input type="checkbox"/> No <input type="checkbox"/>		Survey/State? Yes <input checked="" type="checkbox"/> No <input type="checkbox"/>		Work with SMO? Yes <input type="checkbox"/> No <input checked="" type="checkbox"/>		FPL	
Tree Work? Yes <input type="checkbox"/> No <input checked="" type="checkbox"/>		Designer/State? Yes <input type="checkbox"/> No <input checked="" type="checkbox"/>		CT/Special Mtr? Yes <input type="checkbox"/> No <input checked="" type="checkbox"/>		City of Pompano Beach – A1A – Phase 2	
PERMIT REQ'D		City		County Rd.		County Air	
WMD		RR Xing		DR. Dist.		State Road	
Requested Tel. Co. Set Poles? YES <input type="checkbox"/> NO <input checked="" type="checkbox"/>		Requested Tel. Co. Transfer? YES <input type="checkbox"/> NO <input checked="" type="checkbox"/>		Request CAVT Transfer? YES <input type="checkbox"/> NO <input checked="" type="checkbox"/>		Tele. Attachment Per _____	
POLE LINE FEET 0'		DUCT BANK FT. 0'		Telephone Co. Job No. _____		Designed by: Jessica Builes Date: 12/14/23	
POLE LINE FT. ON TRANSM. POLES 0'		TRENCH FT. 0'		SCALE: N.T.S		Rural Location Sec. XX TWP. XX S, RGE. XX E.	
TLM/LDS MODEL No. -		Map Posting? YES <input checked="" type="checkbox"/> NO <input type="checkbox"/>		Posted by: _____		St. Lt MAP No. MAP# Pri Map No. xxxxx	
						WR XXXXXX M/A XX	

Existing Poles will be part of the OH to UG conversion. Poles must be removed prior to lighting construction

☐ INACCESSIBLE ☒ 13 kV ☐ FUTURE 23 kV ☐ 23 kV ☐ SALT SPRAY



Customer to remove owned existing poles and fixtures



Construction Notes: (Customer installing conduit)

- Loc. 20 to 27: Install (1) CREE 144W LED RSW TURTLE FRIENDLY AMB XL (front shield) 4K 5,300 Lumens with 12' Arm Bracket on NEW 30' Standard Arm Mount Concrete Pole
- Loc. 28 to 33: Install (1) CREE 144W LED RSW TURTLE FRIENDLY AMB XL (back shield) 4K 5,300 Lumens with 12' Arm Bracket on NEW 30' Standard Arm Mount Concrete Pole
- Loc. 5.5 to 9.5: Remove existing pole, bracket and fixture. Remove OH cable
- Loc. 20 to 31: Install a 24" HH. Run #1/0 TPX UG cable

Customer to install 2"flex pipe with 24" minimum cove as shown in the drawing. FPL to provide conduit and handholes.
-FPL installing #6 DPX or #1/0 TPX UG to all locations shown in the drawing.
-Customer is responsible for any restoration required. All hand-holes to be 17" unless noted.

FPL LED Representative: Alexander Acosta

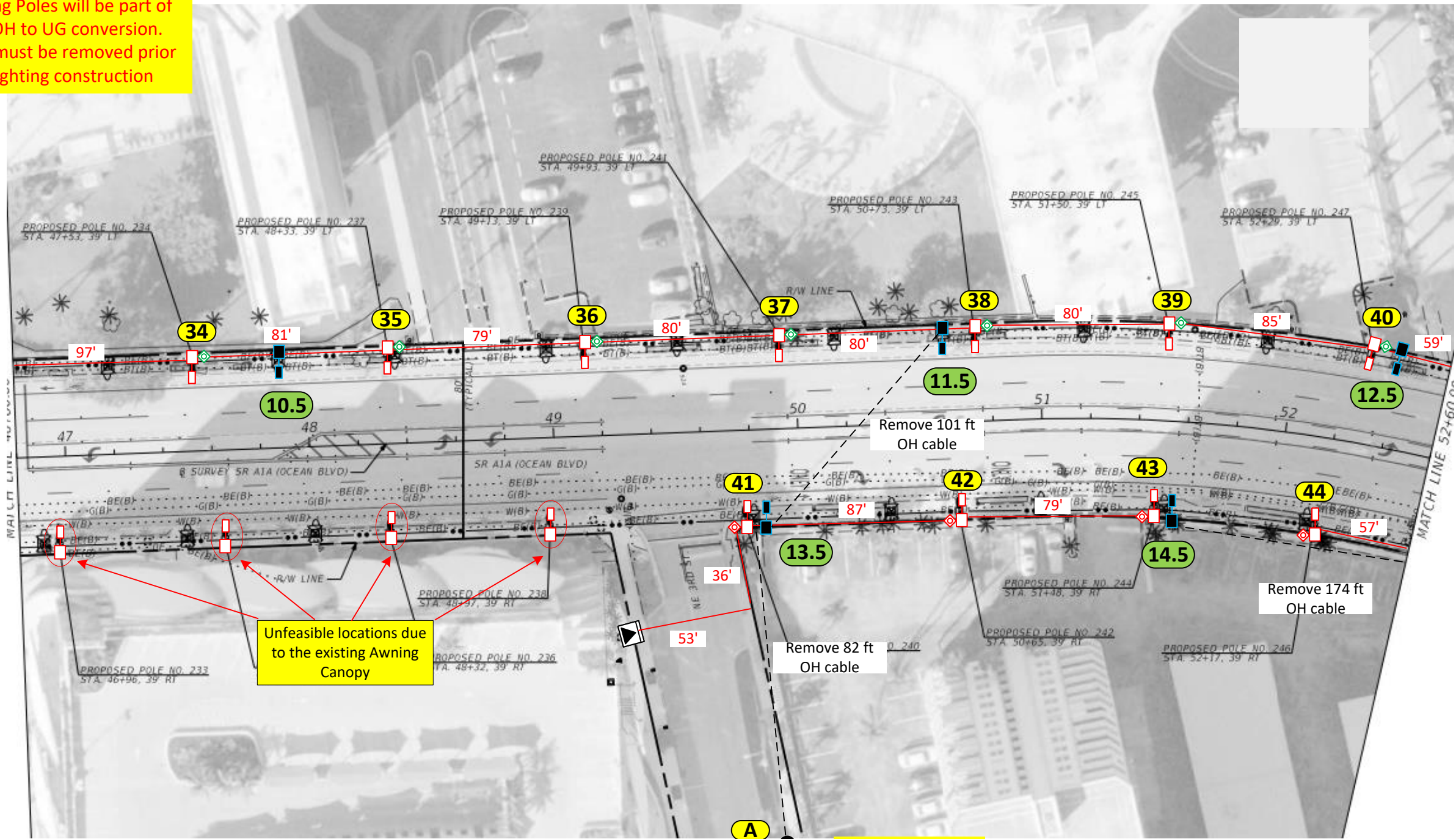

FDOT permit required

Footage = 1,154 ft

AS-BUILT CREW PRINT		ALL REQUIRED GROUND RODS HAVE BEEN DRIVEN & VERIFIED TO BE WITHIN FPL STANDARDS, VALUES ARE SHOWN AT ALL LOCATIONS.		JOB CERTIFIED COMPLETED AS SHOWN ON THIS AS-BUILT PRINT. MATERIAL CHANGES SHOWN ON ROS		AS-BUILT COPY	
FOREMAN'S SIGNATURE _____ DATE _____		FOREMAN'S SIGNATURE _____ DATE _____		SUPERVISOR'S SIGNATURE _____ DATE _____		INITIALS _____ CERT. DATE _____	
Easement? Yes <input type="checkbox"/> No <input type="checkbox"/>		Survey/Stake? Yes <input checked="" type="checkbox"/> No <input type="checkbox"/>		Work with SMO? Yes <input type="checkbox"/> No <input checked="" type="checkbox"/>		FPL City of Pompano Beach – A1A – Phase 2 Install 217 New Lights v/o SR A1A (Ocean Blvd), Pompano Beach, FL 33062	
Tree Work? Yes <input type="checkbox"/> No <input checked="" type="checkbox"/>		Designer/Stake? Yes <input type="checkbox"/> No <input checked="" type="checkbox"/>		CT/Special Mtr? Yes <input type="checkbox"/> No <input checked="" type="checkbox"/>			
PERMIT REQ'D City _____ County Rd. _____		County Air _____ State Road _____		FAA _____			
WMD _____ RR Xing _____		DR. Dist. _____ Transm. _____					
Requested Tel. Co. Set Poles? YES <input type="checkbox"/> NO <input checked="" type="checkbox"/>		Tele. Attachment Per _____		Designed by: Jessica Builes		Date: 12/14/23	
Requested Tel. Co. Transfer? YES <input type="checkbox"/> NO <input checked="" type="checkbox"/>		Telephone Co. Job No. _____		Drawn by: XX		Check by: _____	
Request CAVT Transfer? YES <input type="checkbox"/> NO <input checked="" type="checkbox"/>				Rural Location Sec. XX		TWP. XX	
POLE LINE FEET 0'		DUCT BANK FT. 0'		SCALE: N.T.S		St. Lt MAP No. MAP#	
POLE LINE FT. ON TRANSM. POLES 0'		TRENCH FT. 0'		WR XXXXXX		Pri Map No. xxxxx	
TLM/LDS MODEL No. -		Map Posting? YES <input checked="" type="checkbox"/> NO <input type="checkbox"/>		Posted by: _____		M/A XX	

Existing Poles will be part of the OH to UG conversion. Poles must be removed prior to lighting construction

☐ INACCESSIBLE ☒ 13 kV ☐ FUTURE 23 kV ☐ 23 kV ☐ SALT SPRAY



Footage = 953 ft

Construction Notes: (Customer installing conduit)

- Loc. 34 to 40: Install (1) CREE 144W LED RSW TURTLE FRIENDLY AMB XL (front shield) 4K 5,300 Lumens with 12' Arm Bracket on NEW 30' Standard Arm Mount Concrete Pole
- Loc. 41 to 44: Install (1) CREE 144W LED RSW TURTLE FRIENDLY AMB XL (back shield) 4K 5,300 Lumens with 12' Arm Bracket on NEW 30' Standard Arm Mount Concrete Pole
- Loc. 10.5 to 14.5: Remove existing pole, bracket and fixture. Remove OH cable
- Loc. 34 to 40: Install a 24" HH. Run #1/0 TPX UG cable

Customer to install 2"flex pipe with 24" minimum cove as shown in the drawing. FPL to provide conduit and handholes.
-FPL installing #6 DPX or #1/0 TPX UG to all locations shown in the drawing.
-Customer is responsible for any restoration required. All hand-holes to be 17"unless noted.

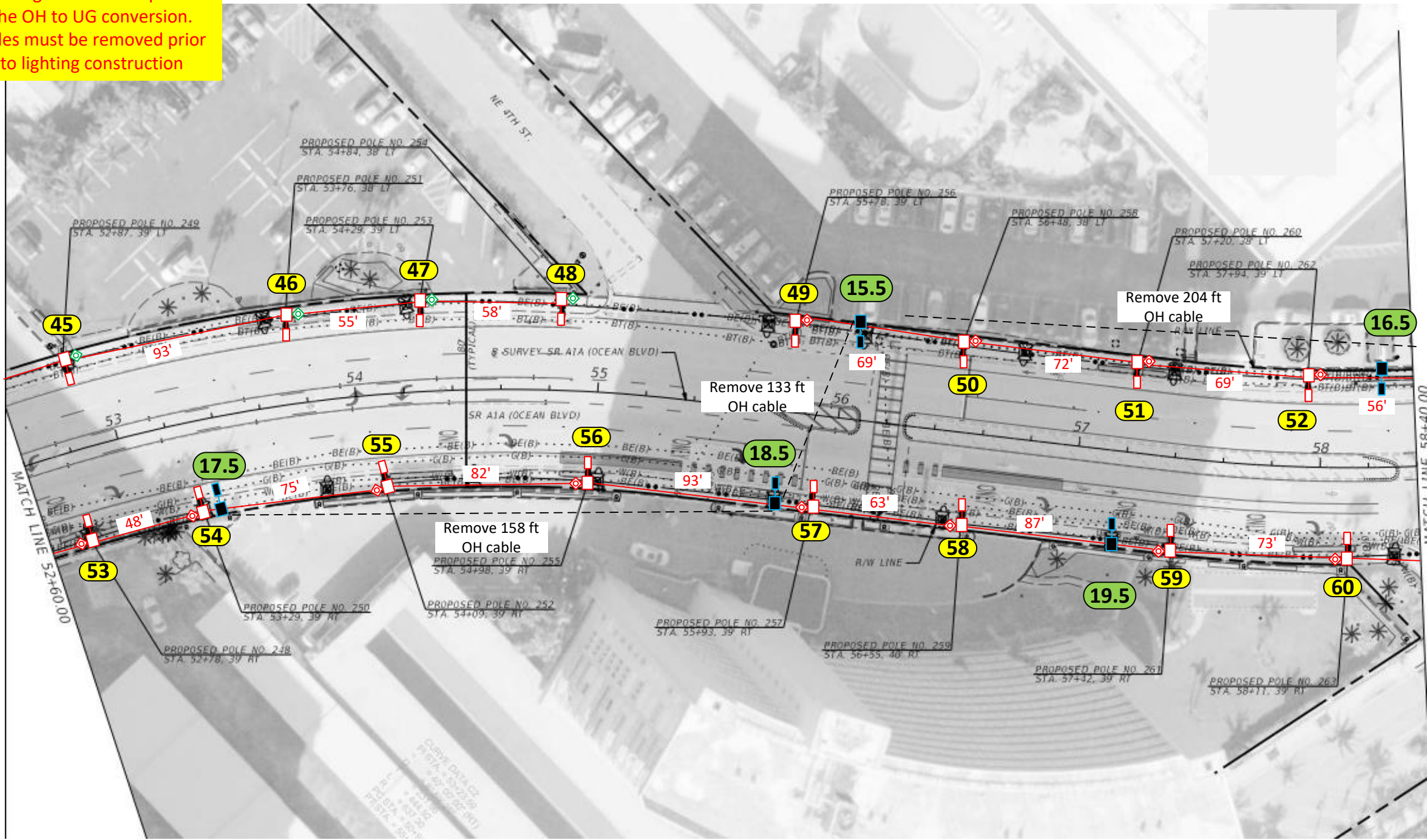

FPL LED Representative: Alexander Acosta

8-7988-8242-0-4

FDOT permit required

AS-BUILT CREW PRINT		ALL REQUIRED GROUND RODS HAVE BEEN DRIVEN & VERIFIED TO BE WITHIN FPL STANDARDS, VALUES ARE SHOWN AT ALL LOCATIONS.		JOB CERTIFIED COMPLETED AS SHOWN ON THIS AS-BUILT PRINT. MATERIAL CHANGES SHOWN ON ROS		AS-BUILT COPY	
FOREMAN'S SIGNATURE _____ DATE _____		FOREMAN'S SIGNATURE _____ DATE _____		SUPERVISOR'S SIGNATURE _____ DATE _____		INITIALS _____ CERT. DATE _____	
Easement? Yes <input type="checkbox"/> No <input type="checkbox"/>		Survey/Stake? Yes <input checked="" type="checkbox"/> No <input type="checkbox"/>		Work with SMO? Yes <input type="checkbox"/> No <input checked="" type="checkbox"/>		FPL	
Tree Work? Yes <input type="checkbox"/> No <input checked="" type="checkbox"/>		Designer/Stake? Yes <input type="checkbox"/> No <input checked="" type="checkbox"/>		CT/Special Mtr? Yes <input type="checkbox"/> No <input checked="" type="checkbox"/>		City of Pompano Beach – A1A – Phase 2	
PERMIT REQ'D City _____ County Rd. _____ County Air _____ State Road _____ FAA _____		WMD _____ RR Xing _____ DR. Dist. _____ Transm. _____		Designed by: Jessica Builes Date: 12/14/23		Install 217 New Lights	
Requested Tel. Co. Set Poles? YES <input type="checkbox"/> NO <input checked="" type="checkbox"/>		Tele. Attachment Per _____		Drawn by: XX Check by: _____ Dwg No. 5 OF 21		v/o SR A1A (Ocean Blvd), Pompano Beach, FL 33062	
Requested Tel. Co. Transfer? YES <input type="checkbox"/> NO <input checked="" type="checkbox"/>		Telephone Co. Job No. _____		Rural Location Sec. XX TWP. XX S, RGE. XX E.			
Request CAVT Transfer? YES <input type="checkbox"/> NO <input checked="" type="checkbox"/>		POLE LINE FEET 0'		DUCT BANK FT. 0'		SCALE: N.T.S	
POLE LINE FT. ON TRANSM. POLES 0'		TRENCH FT. 0'		St. Lt MAP No. MAP#		Pri Map No. xxxxx	
TLM/LDS MODEL No. -		Map Posting? YES <input checked="" type="checkbox"/> NO <input type="checkbox"/>		Posted by: _____		WR xxxxxxx M/A XX	

Existing Poles will be part of the OH to UG conversion. Poles must be removed prior to lighting construction



Footage = 993 ft

Construction Notes: (Customer installing conduit)

- Loc. 45 to 52: Install (1) CREE 144W LED RSW TURTLE FRIENDLY AMB XL (front shield) 4K 5,300 Lumens with 12' Arm Bracket on NEW 30' Standard Arm Mount Concrete Pole
- Loc. 53 to 60: Install (1) CREE 144W LED RSW TURTLE FRIENDLY AMB XL (back shield) 4K 5,300 Lumens with 12' Arm Bracket on NEW 30' Standard Arm Mount Concrete Pole
- Loc. 45 to 48: Install a 24" HH. Run #1/0 TPX UG cable
- Loc. 15.5 to 19.5: Remove existing pole, bracket and fixture. Remove OH cable

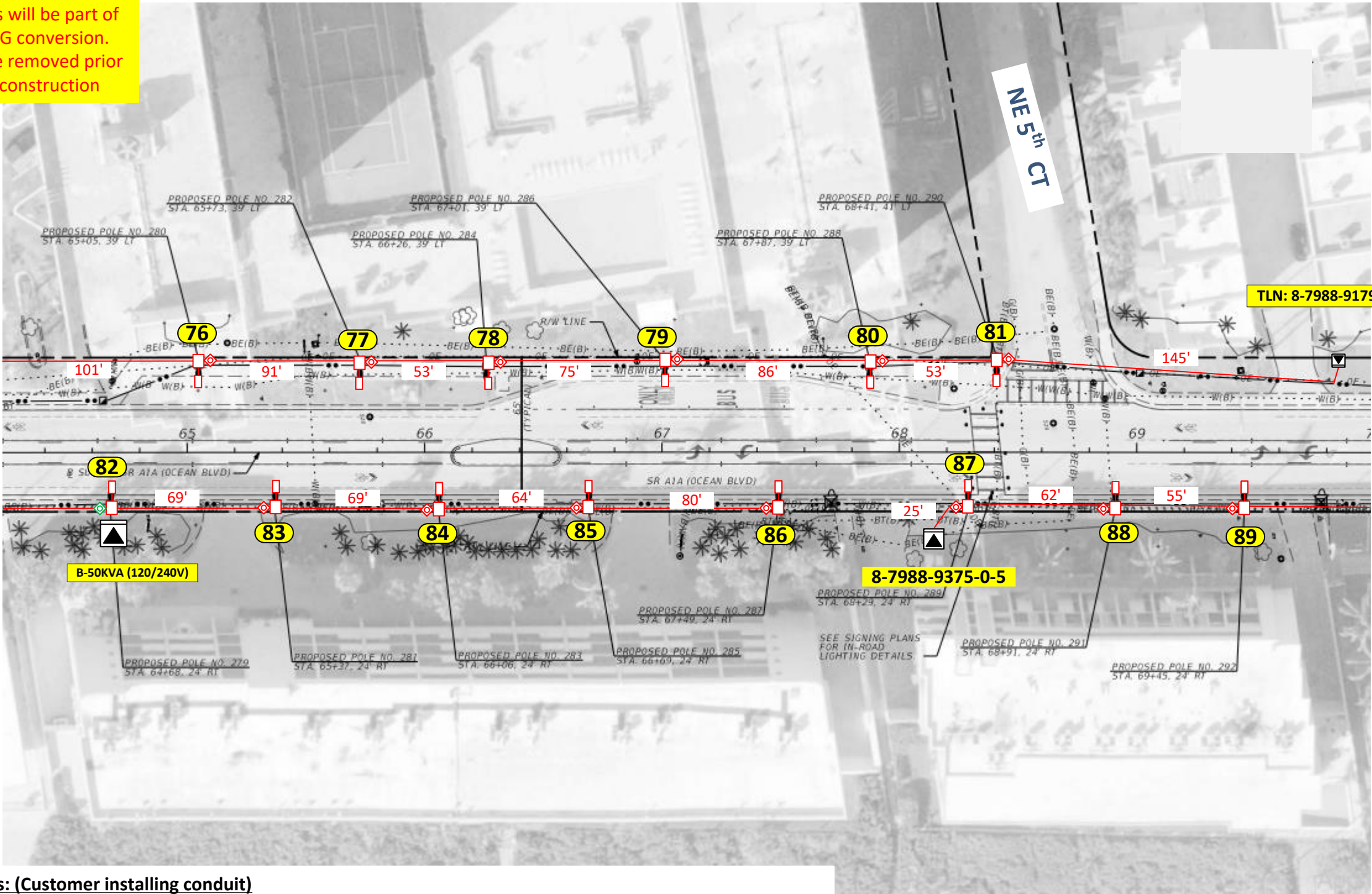

Customer to install 2"flex pipe with 24" minimum cove as shown in the drawing. FPL to provide conduit and handholes.
-FPL installing #6 DPX UG to all locations shown in the drawing.
-Customer is responsible for any restoration required. All hand-holes to be 17" unless noted.

FPL LED Representative: Alexander Acosta

FDOT permit required

AS-BUILT CREW PRINT		ALL REQUIRED GROUND RODS HAVE BEEN DRIVEN & VERIFIED TO BE WITHIN FPL STANDARDS, VALUES ARE SHOWN AT ALL LOCATIONS.		JOB CERTIFIED COMPLETED AS SHOWN ON THIS AS-BUILT PRINT. MATERIAL CHANGES SHOWN ON ROS		AS-BUILT COPY			
FOREMAN'S SIGNATURE _____ DATE _____		FOREMAN'S SIGNATURE _____ DATE _____		SUPERVISOR'S SIGNATURE _____ DATE _____		INITIALS _____ CERT. DATE _____			
Easement? Yes <input type="checkbox"/> No <input type="checkbox"/>		Survey/Stake? Yes <input checked="" type="checkbox"/> No <input type="checkbox"/>		Work with SMO? Yes <input type="checkbox"/> No <input checked="" type="checkbox"/>		FPL City of Pompano Beach – A1A – Phase 2 Install 217 New Lights v/o SR A1A (Ocean Blvd), Pompano Beach, FL 33062			
Tree Work? Yes <input type="checkbox"/> No <input checked="" type="checkbox"/>		Designer/Stake? Yes <input type="checkbox"/> No <input checked="" type="checkbox"/>		CT/Special Mtr? Yes <input type="checkbox"/> No <input checked="" type="checkbox"/>					
PERMIT REQ'D		City		County Rd.				County Air	
WMD		RR Xing		DR. Dist.		Transm.		FAA	
Requested Tel. Co. Set Poles? YES <input type="checkbox"/> NO <input checked="" type="checkbox"/>		Requested Tel. Co. Transfer? YES <input type="checkbox"/> NO <input checked="" type="checkbox"/>		Request CAVT Transfer? YES <input type="checkbox"/> NO <input checked="" type="checkbox"/>		Tele. Attachment Per _____		Telephone Co. Job No. _____	
POLE LINE FEET 0'		DUCT BANK FT. 0'		POLE LINE FT. ON TRANSM. POLES 0'		TRENCH FT. 0'		Designed by: Jessica Builes Date: 12/14/23	
Rural Location Sec. XX TWP. XX S, RGE. XX E.		SCALE: N.T.S.		St. Lt MAP No. MAP#		Pri Map No. xxxxx		Drawn by: XX Check by: Dwg No. 6 OF 21	
TLM/LDS MODEL No. -		Map Posting? YES <input checked="" type="checkbox"/> NO <input type="checkbox"/>		Posted by:		WR XXXXXX		M/A XX	

Existing Poles will be part of the OH to UG conversion. Poles must be removed prior to lighting construction



Footage = 1,028 ft

Construction Notes: (Customer installing conduit)

- Loc. 76 to 81: Install (1) CREE 144W LED RSW TURTLE FRIENDLY AMB XL (front shield) 4K 5,300 Lumens with 12' Arm Bracket on NEW 30' Standard Arm Mount Concrete Pole
- Loc. 82 to 89: Install (1) CREE 144W LED RSW TURTLE FRIENDLY AMB XL (back shield) 4K 5,300 Lumens with 12' Arm Bracket on NEW 30' Standard Arm Mount Concrete Pole
- Loc. 82: Install a 24" HH

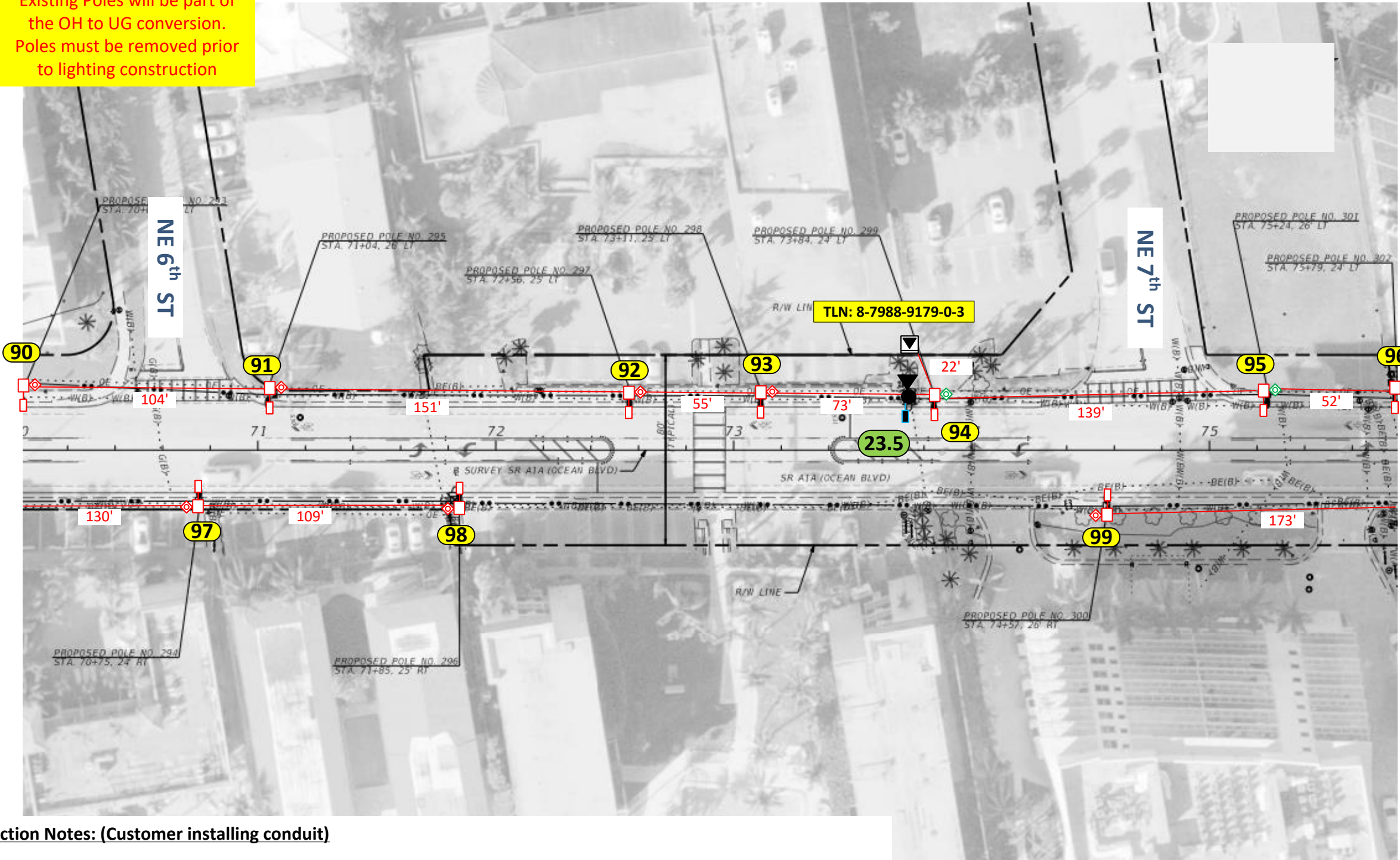

- Customer to install 2"flex pipe with 24" minimum cove as shown in the drawing. FPL to provide conduit and handholes.
- FPL installing #6 DPX UG to all locations shown in the drawing.
- Customer is responsible for any restoration required. All hand-holes to be 17" unless noted.

FPL LED Representative: Alexander Acosta

FDOT permit required

AS-BUILT CREW PRINT		ALL REQUIRED GROUND RODS HAVE BEEN DRIVEN & VERIFIED TO BE WITHIN FPL STANDARDS, VALUES ARE SHOWN AT ALL LOCATIONS.		JOB CERTIFIED COMPLETED AS SHOWN ON THIS AS-BUILT PRINT. MATERIAL CHANGES SHOWN ON ROS		AS-BUILT COPY	
FOREMAN'S SIGNATURE _____ DATE _____		FOREMAN'S SIGNATURE _____ DATE _____		SUPERVISOR'S SIGNATURE _____ DATE _____		INITIALS _____ CERT. DATE _____	
Easement? Yes <input type="checkbox"/> No <input type="checkbox"/>		Survey/Stake? Yes <input checked="" type="checkbox"/> No <input type="checkbox"/>		Work with SMO? Yes <input type="checkbox"/> No <input checked="" type="checkbox"/>		FPL	
Tree Work? Yes <input type="checkbox"/> No <input checked="" type="checkbox"/>		Designer/Stake? Yes <input type="checkbox"/> No <input checked="" type="checkbox"/>		CT/Special Mtr? Yes <input type="checkbox"/> No <input checked="" type="checkbox"/>		City of Pompano Beach – A1A – Phase 2	
PERMIT REQ'D		City		County Rd.		County Air	
WMD		RR Xing		DR. Dist.		State Road	
Requested Tel. Co. Set Poles ?		YES <input type="checkbox"/> NO <input checked="" type="checkbox"/>		Tele. Attachment Per		Designed by: Jessica Builes	
Requested Tel. Co. Transfer ?		YES <input type="checkbox"/> NO <input checked="" type="checkbox"/>		Telephone Co. Job No.		Date: 12/14/23	
Request CAVT Transfer?		YES <input type="checkbox"/> NO <input checked="" type="checkbox"/>				Drawn by: XX Check by:	
POLE LINE FEET		0'		DUCT BANK FT.		0'	
POLE LINE FT. ON TRANSM. POLES		0'		TRENCH FT.		0'	
TLM/LDS MODEL No.		-		Map Posting?		YES <input checked="" type="checkbox"/> NO <input type="checkbox"/> Posted by:	
						WR XXXXXX	
						M/A XX	

Existing Poles will be part of the OH to UG conversion. Poles must be removed prior to lighting construction



Footage = 1,008 ft

Construction Notes: (Customer installing conduit)

- Loc. 90 to 96: Install (1) CREE 144W LED RSW TURTLE FRIENDLY AMB XL (front shield) 4K 5,300 Lumens with 12' Arm Bracket on NEW 30' Standard Arm Mount Concrete Pole
- Loc. 97 to 99: Install (1) CREE 144W LED RSW TURTLE FRIENDLY AMB XL (back shield) 4K 5,300 Lumens with 12' Arm Bracket on NEW 30' Standard Arm Mount Concrete Pole
- Loc. 23.5: Remove existing bracket and fixture.
- Loc. 94 to 96: Install a 24" HH. Run #1/0 TPX UG cable

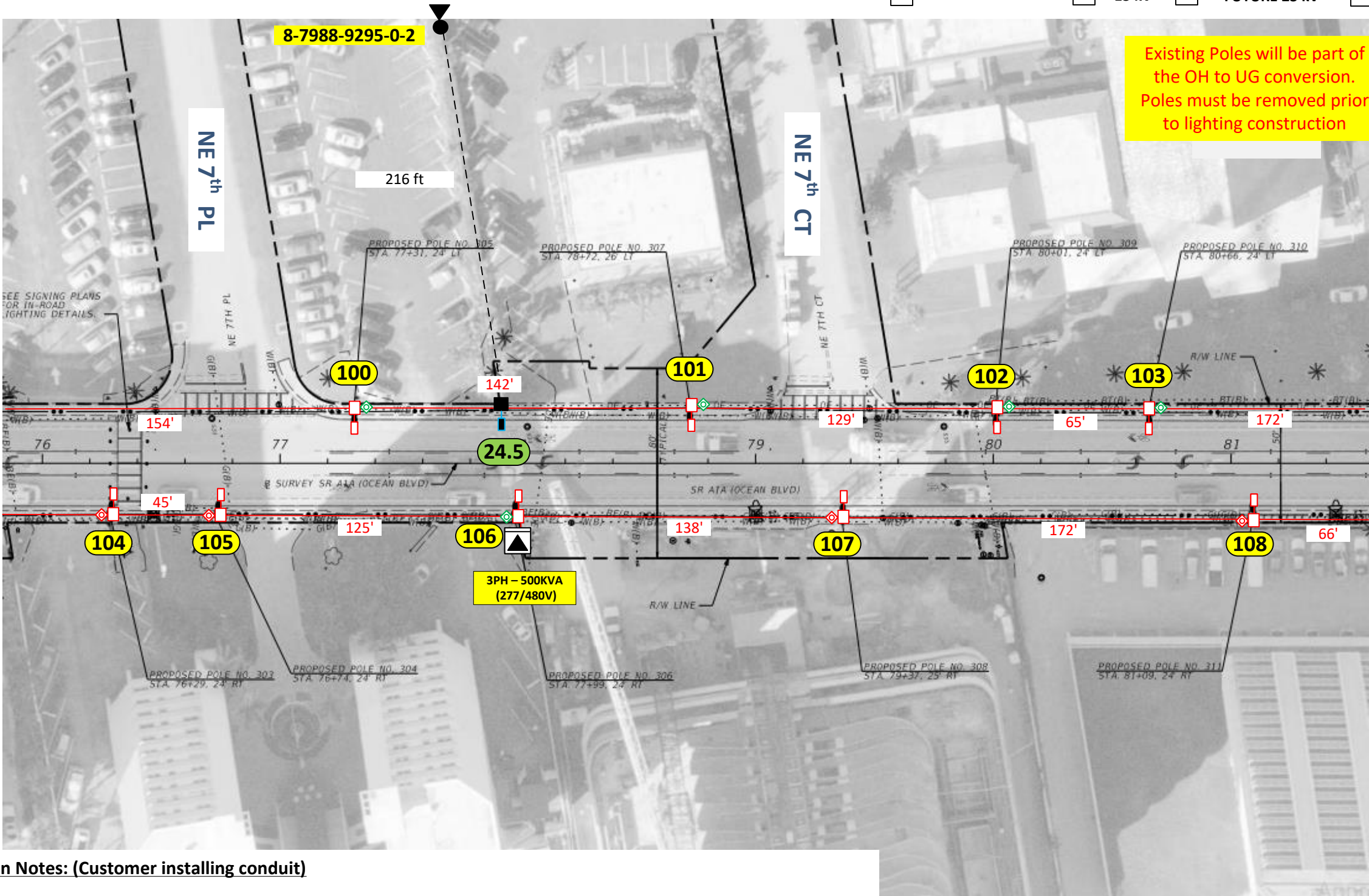
Customer to install 2"flex pipe with 24" minimum cove as shown in the drawing. FPL to provide conduit and handholes.

- FPL installing #6 DPX UG to all locations shown in the drawing.
- Customer is responsible for any restoration required. All hand-holes to be 17"unless noted.

FPL LED Representative: Alexander Acosta

FDOT permit required

AS-BUILT CREW PRINT				ALL REQUIRED GROUND RODS HAVE BEEN DRIVEN & VERIFIED TO BE WITHIN FPL STANDARDS, VALUES ARE SHOWN AT ALL LOCATIONS.				JOB CERTIFIED COMPLETED AS SHOWN ON THIS AS-BUILT PRINT. MATERIAL CHANGES SHOWN ON ROS				AS-BUILT COPY							
FOREMAN'S SIGNATURE _____ DATE _____				FOREMAN'S SIGNATURE _____ DATE _____				SUPERVISOR'S SIGNATURE _____ DATE _____				INITIALS _____ CERT. DATE _____							
Easement? Yes <input type="checkbox"/> No <input type="checkbox"/>		Survey/Stake? Yes <input checked="" type="checkbox"/> No <input type="checkbox"/>		Work with SMO? Yes <input type="checkbox"/> No <input checked="" type="checkbox"/>		FPL		City of Pompano Beach – A1A – Phase 2											
Tree Work? Yes <input type="checkbox"/> No <input checked="" type="checkbox"/>		Designer/Stake? Yes <input type="checkbox"/> No <input checked="" type="checkbox"/>		CT/Special Mtr? Yes <input type="checkbox"/> No <input checked="" type="checkbox"/>				Install 217 New Lights											
PERMIT REQ'D		City		County Rd.		County Air		State Road		FAA		v/o SR A1A (Ocean Blvd), Pompano Beach, FL 33062							
		WMD		RR Xing		DR. Dist.		Transm.											
Requested Tel. Co. Set Poles ?		YES <input type="checkbox"/> NO <input checked="" type="checkbox"/>		Tele. Attachment Per				Designed by:		Jessica Builes		Date:		12/14/23					
Requested Tel. Co. Transfer ?		YES <input type="checkbox"/> NO <input checked="" type="checkbox"/>		Telephone Co. Job No.				Drawn by:		XX		Check by:		Dwg No. 9 OF 21					
Request CAVT Transfer?		YES <input type="checkbox"/> NO <input checked="" type="checkbox"/>		POLE LINE FEET		0'		DUCT BANK FT.		0'		Rural Location Sec.		XX TWP. XX S, RGE. XX E.					
				POLE LINE FT. ON TRANSM. POLES		0'		TRENCH FT.		0'		SCALE: N.T.S		St. Lt MAP No. MAP# Pri Map No. xxxxx					
TLM/LDS MODEL No.		-		Map Posting?		YES <input checked="" type="checkbox"/> NO <input type="checkbox"/>		Posted by:		WR XXXXXX		M/A		XX					



Footage = 1,208 ft

FDOT permit required

Construction Notes: (Customer installing conduit)

- Loc. 100 to 103: Install (1) CREE 144W LED RSW TURTLE FRIENDLY AMB XL (front shield) 4K 5,300 Lumens with 12' Arm Bracket on NEW 30' Standard Arm Mount Concrete Pole
- Loc. 104 to 108: Install (1) CREE 144W LED RSW TURTLE FRIENDLY AMB XL (back shield) 4K 5,300 Lumens with 12' Arm Bracket on NEW 30' Standard Arm Mount Concrete Pole
- Loc. 24.5: Remove existing bracket and fixture
- Loc. 100 to 103, 106: Install a 24" HH. Run #1/0 TPX UG cable

Customer to install 2"flex pipe with 24" minimum cove as shown in the drawing. FPL to provide conduit and handholes.


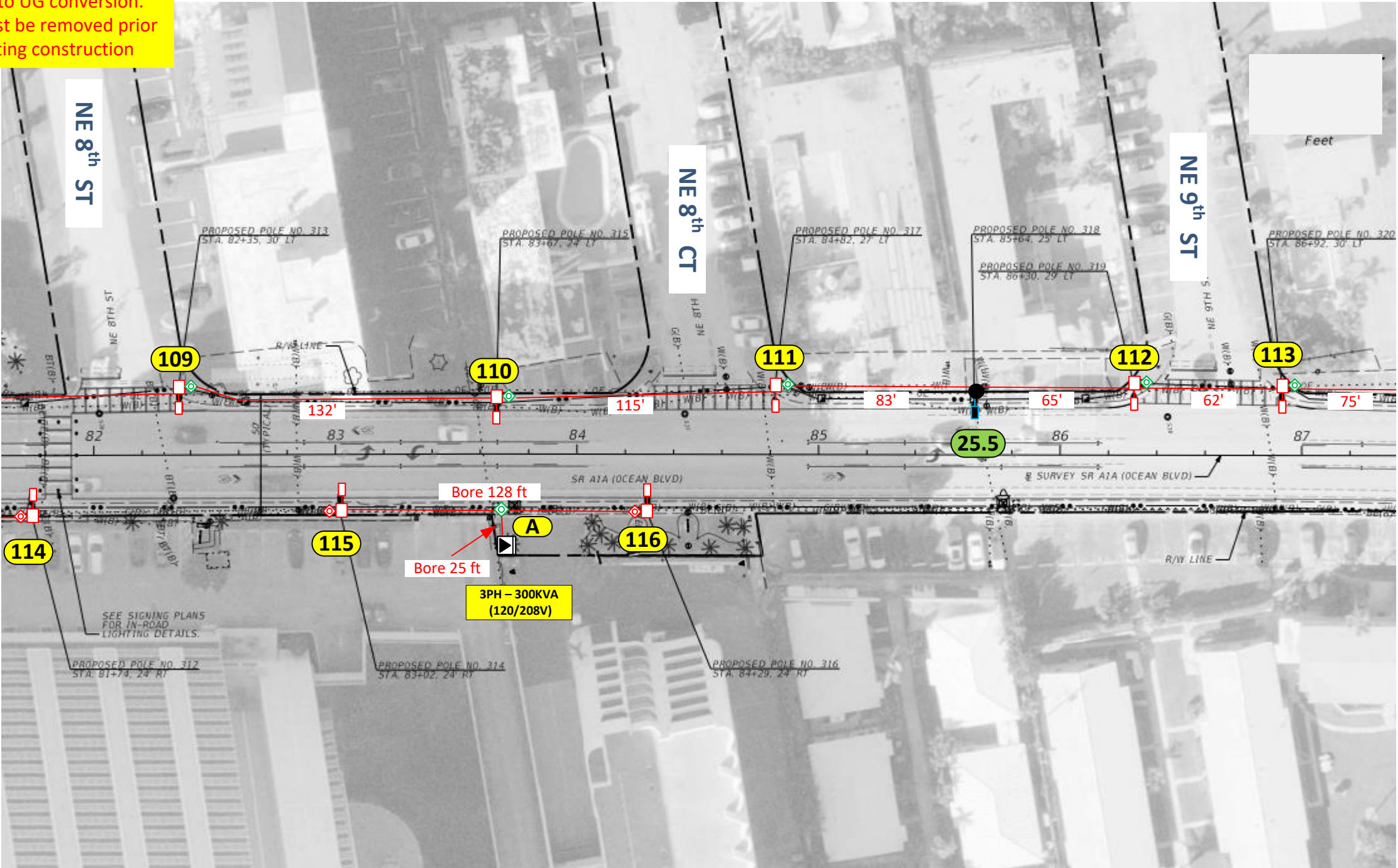
- FPL installing #6 DPX UG to all locations shown in the drawing.
- Customer is responsible for any restoration required. All hand-holes to be 17"unless noted.

FPL LED Representative: Alexander Acosta

AS-BUILT CREW PRINT		ALL REQUIRED GROUND RODS HAVE BEEN DRIVEN & VERIFIED TO BE WITHIN FPL STANDARDS, VALUES ARE SHOWN AT ALL LOCATIONS.		JOB CERTIFIED COMPLETED AS SHOWN ON THIS AS-BUILT PRINT. MATERIAL CHANGES SHOWN ON ROS		AS-BUILT COPY	
FOREMAN'S SIGNATURE _____ DATE _____		FOREMAN'S SIGNATURE _____ DATE _____		SUPERVISOR'S SIGNATURE _____ DATE _____		INITIALS _____ CERT. DATE _____	
Easement? Yes <input type="checkbox"/> No <input type="checkbox"/>		Survey/Stake? Yes <input checked="" type="checkbox"/> No <input type="checkbox"/>		Work with SMO? Yes <input type="checkbox"/> No <input checked="" type="checkbox"/>		FPL	
Tree Work? Yes <input type="checkbox"/> No <input checked="" type="checkbox"/>		Designer/Stake? Yes <input type="checkbox"/> No <input checked="" type="checkbox"/>		CT/Special Mtr? Yes <input type="checkbox"/> No <input checked="" type="checkbox"/>		City of Pompano Beach – A1A – Phase 2	
PERMIT REQ'D		City		County Rd.		County Air	
WMD		RR Xing		DR. Dist.		State Road	
Requested Tel. Co. Set Poles ?		YES <input type="checkbox"/> NO <input checked="" type="checkbox"/>		Tele. Attachment Per		Designed by: Jessica Builes	
Requested Tel. Co. Transfer ?		YES <input type="checkbox"/> NO <input checked="" type="checkbox"/>		Telephone Co. Job No.		Date: 12/14/23	
Request CAVT Transfer?		YES <input type="checkbox"/> NO <input checked="" type="checkbox"/>		POLE LINE FEET		DUCT BANK FT.	
0'		0'		0'		0'	
POLE LINE FT. ON TRANSM. POLES		0'		TRENCH FT.		0'	
TLM/LDS MODEL No.		-		Map Posting?		YES <input checked="" type="checkbox"/> NO <input type="checkbox"/>	
				Posted by:		WR XXXXXX	
						M/A XX	

Existing Poles will be part of the OH to UG conversion. Poles must be removed prior to lighting construction

☐ INACCESSIBLE ☒ 13 kV ☐ FUTURE 23 kV ☐ 23 kV ☐ SALT SPRAY ☐



Footage = 685 ft

Construction Notes (Customer installing conduit)

- Loc. 109 to 113: Install (1) CREE 144W LED RSW TURTLE FRIENDLY AMB XL (front shield) 4K 5,300 Lumens with 12' Arm Bracket on NEW 30' Standard Arm Mount Concrete Pole
- Loc. 114 to 116: Install (1) CREE 144W LED RSW TURTLE FRIENDLY AMB XL (back shield) 4K 5,300 Lumens with 12' Arm Bracket on NEW 30' Standard Arm Mount Concrete Pole
- Loc. A, 109 to 113: Install a 24" HH. Run **#1/0 TPX UG cable**
- Loc. 25.5: Remove existing bracket and fixture.

Customer to install 2"flex pipe with 24" minimum cove as shown in the drawing. FPL to provide conduit and handholes.


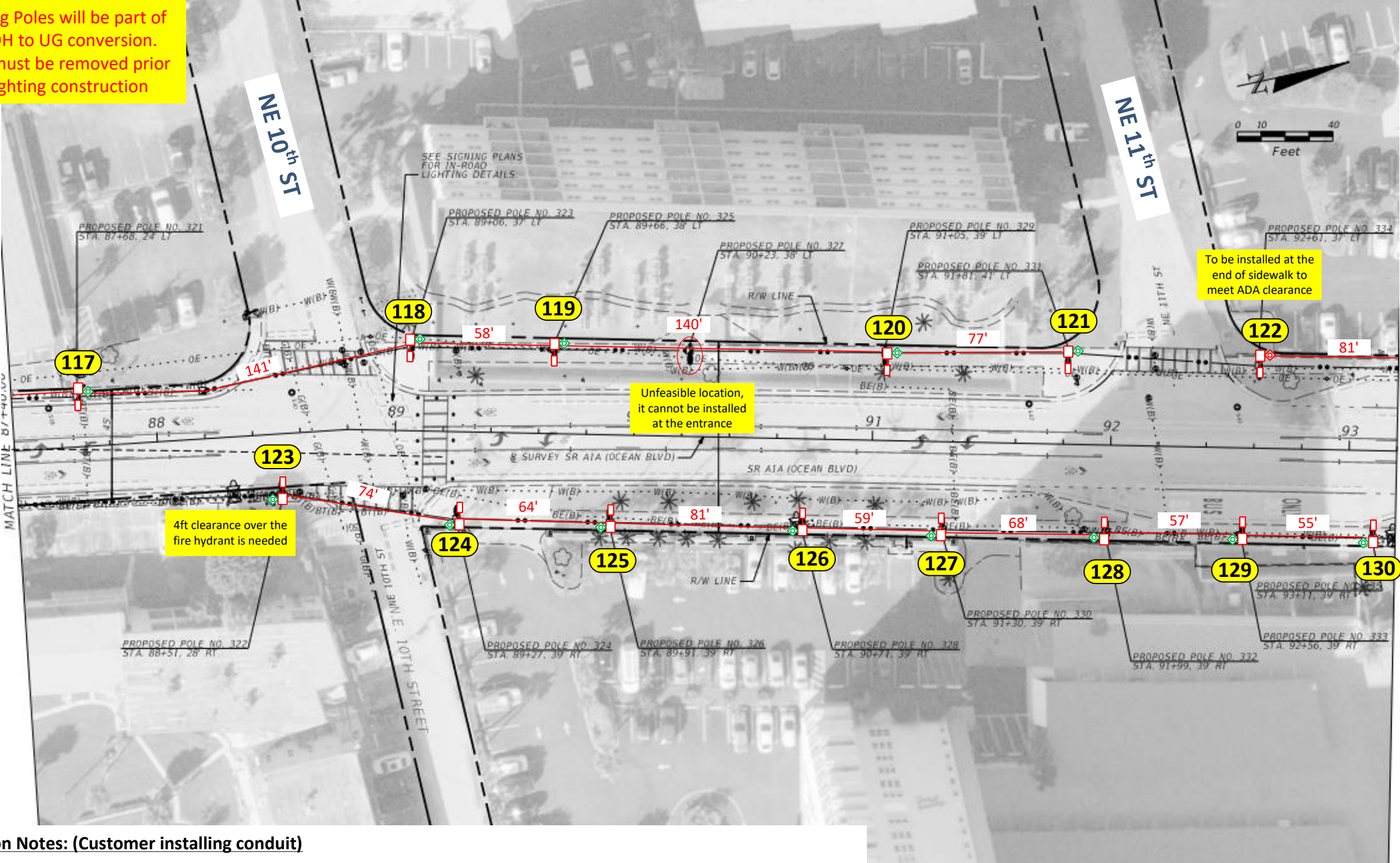
- FPL installing **#6 DPX or #1/0 TPX UG** to all locations shown in the drawing.
- Customer is responsible for any restoration required.

FPL LED Representative: Alexander Acosta

FDOT permit required

AS-BUILT CREW PRINT				ALL REQUIRED GROUND RODS HAVE BEEN DRIVEN & VERIFIED TO BE WITHIN FPL STANDARDS, VALUES ARE SHOWN AT ALL LOCATIONS.				JOB CERTIFIED COMPLETED AS SHOWN ON THIS AS-BUILT PRINT. MATERIAL CHANGES SHOWN ON ROS				AS-BUILT COPY							
FOREMAN'S SIGNATURE _____ DATE _____				FOREMAN'S SIGNATURE _____ DATE _____				SUPERVISOR'S SIGNATURE _____ DATE _____				INITIALS _____ CERT. DATE _____							
Easement? Yes <input type="checkbox"/> No <input type="checkbox"/>		Survey/Stake? Yes <input checked="" type="checkbox"/> No <input type="checkbox"/>		Work with SMO? Yes <input type="checkbox"/> No <input checked="" type="checkbox"/>		FPL		City of Pompano Beach – A1A – Phase 2											
Tree Work? Yes <input type="checkbox"/> No <input checked="" type="checkbox"/>		Designer/Stake? Yes <input type="checkbox"/> No <input checked="" type="checkbox"/>		CT/Special Mtr? Yes <input type="checkbox"/> No <input checked="" type="checkbox"/>				Install 217 New Lights											
PERMIT REQ'D		City		County Rd.		County Air		State Road		FAA		v/o SR A1A (Ocean Blvd), Pompano Beach, FL 33062							
		WMD		RR Xing		DR. Dist.		Transm.											
Requested Tel. Co. Set Poles ?		YES <input type="checkbox"/> NO <input checked="" type="checkbox"/>		Tele. Attachment Per				Designed by:		Jessica Builes		Date:		12/14/23					
Requested Tel. Co. Transfer ?		YES <input type="checkbox"/> NO <input checked="" type="checkbox"/>		Telephone Co. Job No.				Drawn by:		XX		Check by:		Dwg No. 11 OF 21					
Request CAVT Transfer?		YES <input type="checkbox"/> NO <input checked="" type="checkbox"/>						Rural Location Sec.		XX		TWP.		XX					
POLE LINE FEET		0'		DUCT BANK FT.		0'		SCALE:		N.T.S		St. Lt MAP No.		MAP#					
POLE LINE FT. ON TRANSM. POLES		0'		TRENCH FT.		0'		Pri Map No.		xxxxx									
TLM/LDS MODEL No.		-		Map Posting?		YES <input checked="" type="checkbox"/> NO <input type="checkbox"/>		Posted by:		WR		XXXXXX		M/A XX					

Existing Poles will be part of the OH to UG conversion. Poles must be removed prior to lighting construction



Footage = 955 ft

FDOT permit required

Construction Notes: (Customer installing conduit)


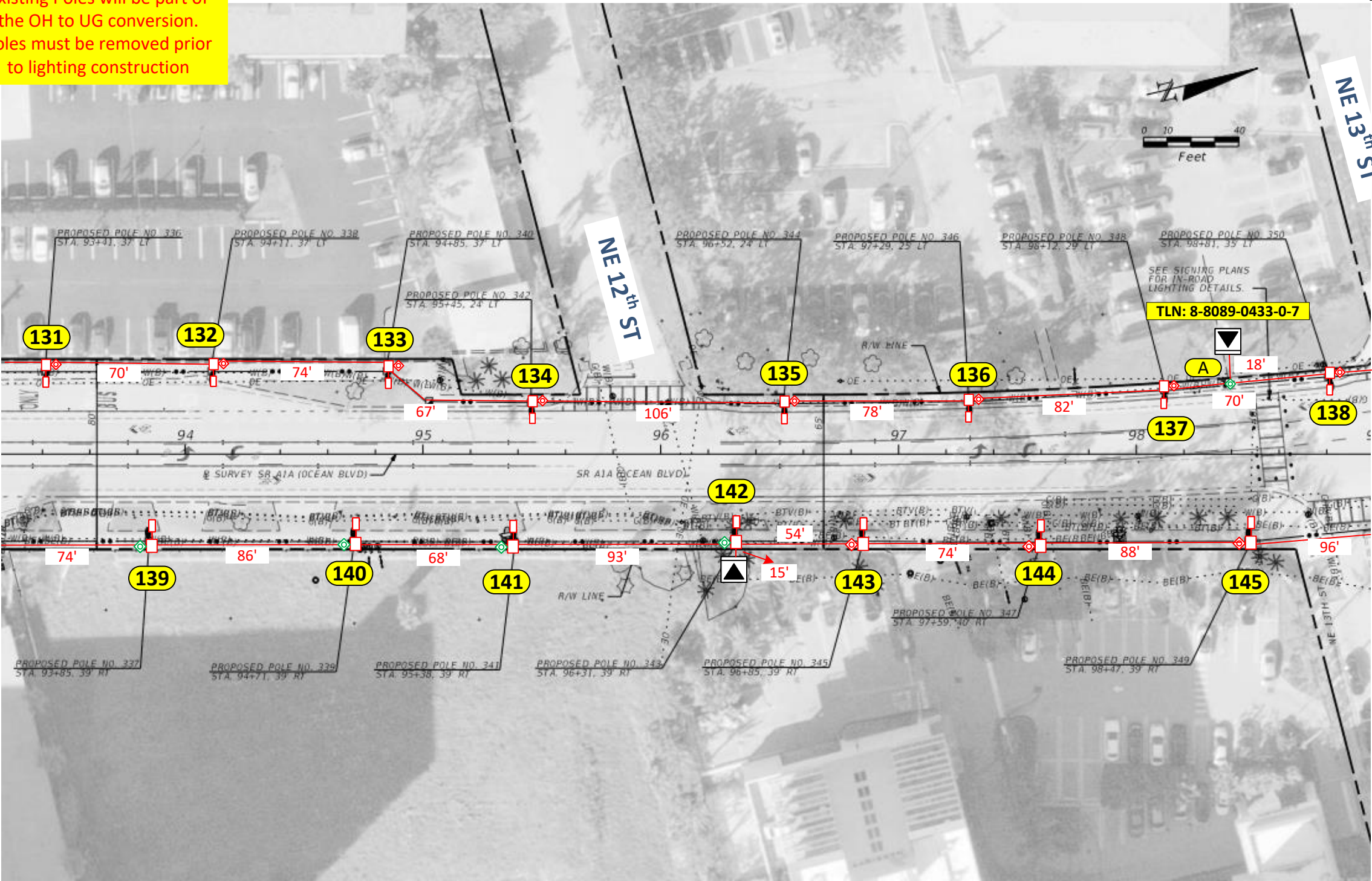
- Loc. 117 to 122: Install (1) CREE 144W LED RSW TURTLE FRIENDLY AMB XL (front shield) 4K 5,300 Lumens with 12' Arm Bracket
- Loc. 123 to 130: Install (1) CREE 144W LED RSW TURTLE FRIENDLY AMB XL (back shield) 4K 5,300 Lumens with 12' Arm Bracket on NEW 30' Standard Arm Mount Concrete Pole
- Loc. 117 to 121, 123 to 130: Install a 24" HH. Run #1/0 TPX UG cable
- Customer to install 2"flex pipe with 24" minimum cove as shown in the drawing. FPL to provide conduit and handholes.
- FPL installing #1/0 TPX cable UG to all locations shown in the drawing.
- Customer is responsible for any restoration required. All hand-holes to be 17"unless noted.

FPL LED Representative: Alexander Acosta

AS-BUILT CREW PRINT				ALL REQUIRED GROUND RODS HAVE BEEN DRIVEN & VERIFIED TO BE WITHIN FPL STANDARDS, VALUES ARE SHOWN AT ALL LOCATIONS.				JOB CERTIFIED COMPLETED AS SHOWN ON THIS AS-BUILT PRINT. MATERIAL CHANGES SHOWN ON ROS				AS-BUILT COPY																											
FOREMAN'S SIGNATURE _____				DATE _____				FOREMAN'S SIGNATURE _____				DATE _____				SUPERVISOR'S SIGNATURE _____				DATE _____				INITIALS _____				CERT. DATE _____											
Easement? Yes <input type="checkbox"/> No <input type="checkbox"/>				Survey/Stake? Yes <input checked="" type="checkbox"/> No <input type="checkbox"/>				Work with SMO? Yes <input type="checkbox"/> No <input checked="" type="checkbox"/>				FPL				City of Pompano Beach – A1A – Phase 2 Install 217 New Lights v/o SR A1A (Ocean Blvd), Pompano Beach, FL 33062																							
Tree Work? Yes <input type="checkbox"/> No <input checked="" type="checkbox"/>				Designer/Stake? Yes <input type="checkbox"/> No <input checked="" type="checkbox"/>				CT/Special Mtr? Yes <input type="checkbox"/> No <input checked="" type="checkbox"/>																															
PERMIT REQ'D				City				County Rd.				County Air																State Road				FAA							
WMD				RR Xing				DR. Dist.				Transm.																											
Requested Tel. Co. Set Poles ?				YES <input type="checkbox"/> NO <input checked="" type="checkbox"/>				Tele. Attachment Per				Designed by:				Jessica Builes				Date:				12/14/23															
Requested Tel. Co. Transfer ?				YES <input type="checkbox"/> NO <input checked="" type="checkbox"/>				Telephone Co. Job No.				Drawn by:				XX				Check by:				Dwg No.				12 OF 21											
Request CAVT Transfer?				YES <input type="checkbox"/> NO <input checked="" type="checkbox"/>								Rural Location Sec.				XX				TWP.				XX				S, RGE.				XX				E.			
POLE LINE FEET				0'				DUCT BANK FT.				0'				SCALE:				N.T.S				St. Lt MAP No.				MAP#				Pri Map No.				xxxxx			
POLE LINE FT. ON TRANSM. POLES				0'				TRENCH FT.				0'				WR				XXXXXXX								M/A				XX							
TLM/LDS MODEL No.				-				Map Posting?				YES <input checked="" type="checkbox"/> NO <input type="checkbox"/>				Posted by:																							

Existing Poles will be part of the OH to UG conversion. Poles must be removed prior to lighting construction

☐ INACCESSIBLE ☒ 13 kV ☐ FUTURE 23 kV ☐ 23 kV ☐ SALT SPRAY ☐



Footage = 1,213 ft

FDOT permit required

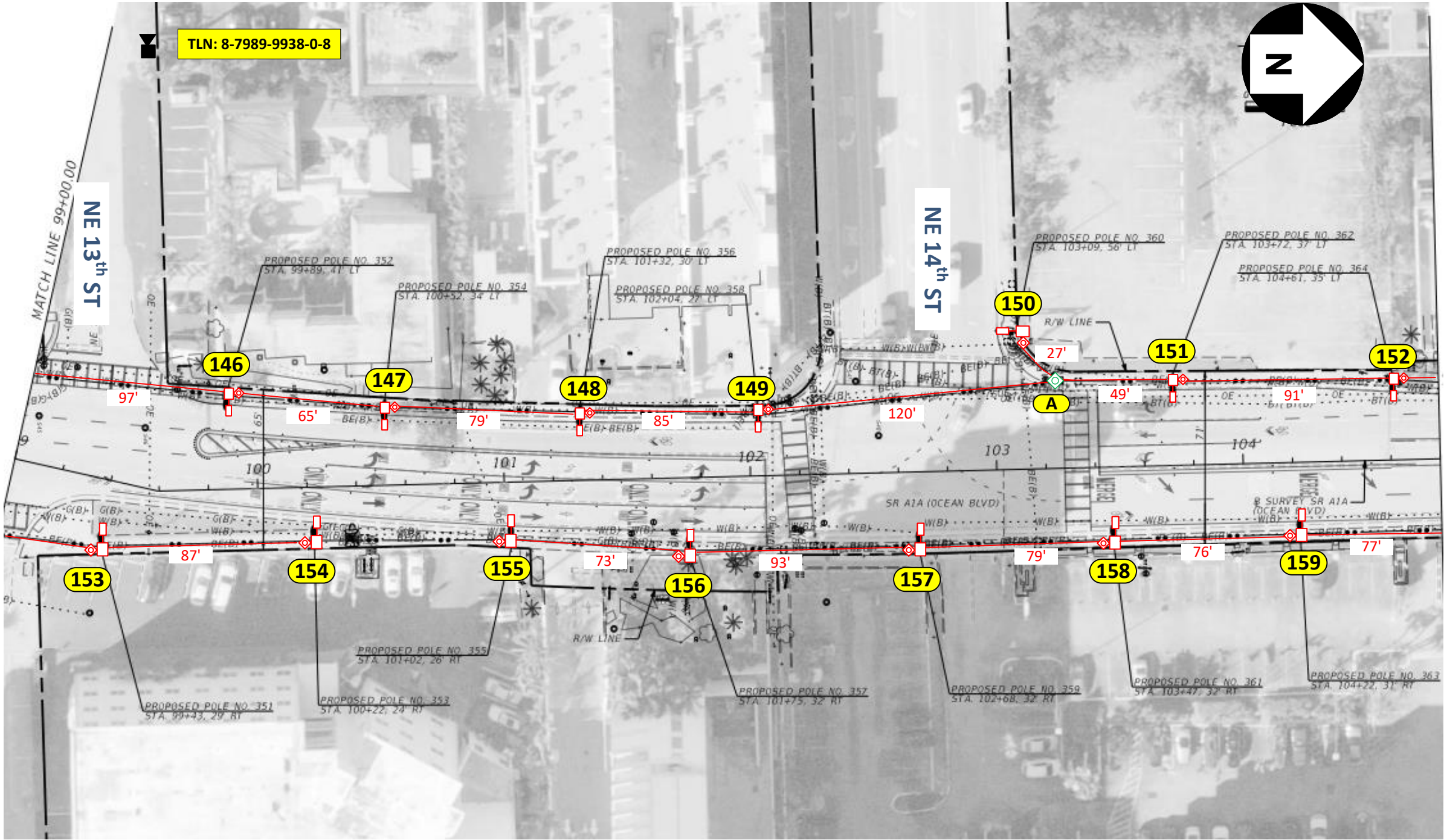
Construction Notes: (Customer installing conduit)

- Loc. 131 to 138: Install (1) CREE 144W LED RSW TURTLE FRIENDLY AMB XL (front shield) 4K 5,300 Lumens with 12' Arm Bracket on NEW 30' Standard Arm Mount Concrete Pole
- Loc. 139 to 145: Install (1) CREE 144W LED RSW TURTLE FRIENDLY AMB XL (back shield) 4K 5,300 Lumens with 12' Arm Bracket on NEW 30' Standard Arm Mount Concrete Pole
- Loc. A, B, 139 to 141: Install a 24" HH. Run #1/0 TPX UG cable

- Customer to install 2"flex pipe with 24" minimum cove as shown in the drawing. FPL to provide conduit and handholes.
- FPL installing #6 DPX UG to all locations shown in the drawing. Customer to trim the trees.
- Customer is responsible for any restoration required. All hand-holes to be 17"unless noted.

FPL LED Representative: Alexander Acosta

AS-BUILT CREW PRINT		ALL REQUIRED GROUND RODS HAVE BEEN DRIVEN & VERIFIED TO BE WITHIN FPL STANDARDS, VALUES ARE SHOWN AT ALL LOCATIONS.		JOB CERTIFIED COMPLETED AS SHOWN ON THIS AS-BUILT PRINT. MATERIAL CHANGES SHOWN ON ROS		AS-BUILT COPY	
FOREMAN'S SIGNATURE _____ DATE _____		FOREMAN'S SIGNATURE _____ DATE _____		SUPERVISOR'S SIGNATURE _____ DATE _____		INITIALS _____ CERT. DATE _____	
Easement? Yes <input type="checkbox"/> No <input type="checkbox"/>		Survey/Stake? Yes <input checked="" type="checkbox"/> No <input type="checkbox"/>		Work with SMO? Yes <input type="checkbox"/> No <input checked="" type="checkbox"/>		FPL City of Pompano Beach – A1A – Phase 2 Install 217 New Lights v/o SR A1A (Ocean Blvd), Pompano Beach, FL 33062	
Tree Work? Yes <input type="checkbox"/> No <input checked="" type="checkbox"/>		Designer/Stake? Yes <input type="checkbox"/> No <input checked="" type="checkbox"/>		CT/Special Mtr? Yes <input type="checkbox"/> No <input checked="" type="checkbox"/>			
PERMIT REQ'D	City	County Rd.	County Air	State Road	FAA		
	WMD	RR Xing	DR. Dist.	Transm.			
Requested Tel. Co. Set Poles ?		YES <input type="checkbox"/> NO <input checked="" type="checkbox"/>	Tele. Attachment Per		Designed by: Jessica Builes		Date: 12/14/23
Requested Tel. Co. Transfer ?		YES <input type="checkbox"/> NO <input checked="" type="checkbox"/>	Telephone Co. Job No.		Drawn by: XX		Check by: Dwg No. 13 OF 21
Request CAVT Transfer?		YES <input type="checkbox"/> NO <input checked="" type="checkbox"/>			Rural Location Sec. XX		TWP. XX S, RGE. XX E.
POLE LINE FEET		0'	DUCT BANK FT.		0'	SCALE: N.T.S	
POLE LINE FT. ON TRANSM. POLES		0'	TRENCH FT.		0'	St. Lt MAP No. MAP# Pri Map No. xxxxx	
TLM/LDS MODEL No.		-	Map Posting? YES <input checked="" type="checkbox"/> NO <input type="checkbox"/>		Posted by: WR		xxxxxxx M/A XX



Footage = 1,098 ft

Construction Notes: (Customer installing conduit)

- Loc. 146 to 152: Install (1) CREE 144W LED RSW TURTLE FRIENDLY AMB XL (front shield) 4K 5,300 Lumens with 12' Arm Bracket on NEW 30' Standard Arm Mount Concrete Pole
- Loc. 153 to 159: Install (1) CREE 144W LED RSW TURTLE FRIENDLY AMB XL (back shield) 4K 5,300 Lumens with 12' Arm Bracket on NEW 30' Standard Arm Mount Concrete Pole
- Loc. A: Install a 24" HH

Customer to install 2"flex pipe with 24" minimum cove as shown in the drawing. FPL to provide conduit and handholes.
-FPL installing #6 DPX UG to all locations shown in the drawing.
-Customer is responsible for any restoration required. All hand-holes to be 17" unless noted.


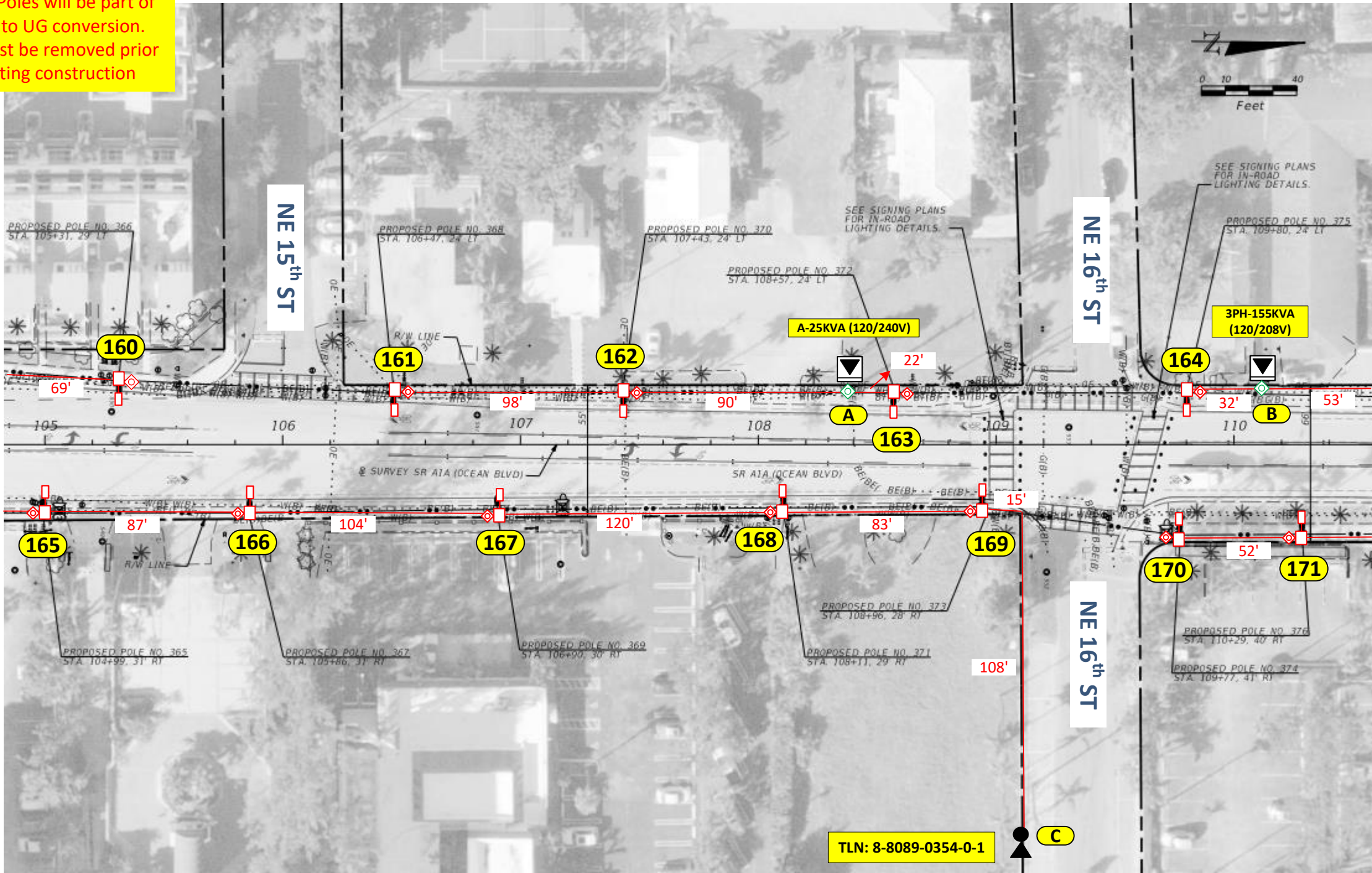
FPL LED Representative: Alexander Acosta

FDOT permit required

AS-BUILT CREW PRINT		ALL REQUIRED GROUND RODS HAVE BEEN DRIVEN & VERIFIED TO BE WITHIN FPL STANDARDS, VALUES ARE SHOWN AT ALL LOCATIONS.		JOB CERTIFIED COMPLETED AS SHOWN ON THIS AS-BUILT PRINT. MATERIAL CHANGES SHOWN ON ROS		AS-BUILT COPY	
FOREMAN'S SIGNATURE _____ DATE _____		FOREMAN'S SIGNATURE _____ DATE _____		SUPERVISOR'S SIGNATURE _____ DATE _____		INITIALS _____ CERT. DATE _____	
Easement? Yes <input type="checkbox"/> No <input type="checkbox"/>		Survey/Stake? Yes <input checked="" type="checkbox"/> No <input type="checkbox"/>		Work with SMO? Yes <input type="checkbox"/> No <input checked="" type="checkbox"/>		FPL City of Pompano Beach – A1A – Phase 2 Install 217 New Lights v/o SR A1A (Ocean Blvd), Pompano Beach, FL 33062	
Tree Work? Yes <input type="checkbox"/> No <input checked="" type="checkbox"/>		Designer/Stake? Yes <input type="checkbox"/> No <input checked="" type="checkbox"/>		CT/Special Mtr? Yes <input type="checkbox"/> No <input checked="" type="checkbox"/>			
PERMIT REQ'D City _____ County Rd. _____		County Air _____ State Road _____ FAA _____		WMD _____ RR Xing _____			
Requested Tel. Co. Set Poles? YES <input type="checkbox"/> NO <input checked="" type="checkbox"/>		Tele. Attachment Per _____		Designed by: Jessica Builes		Date: 12/14/23	
Requested Tel. Co. Transfer? YES <input type="checkbox"/> NO <input checked="" type="checkbox"/>		Telephone Co. Job No. _____		Drawn by: XX		Check by: _____	
Request CAVT Transfer? YES <input type="checkbox"/> NO <input checked="" type="checkbox"/>		POLE LINE FEET 0'		DUCT BANK FT. 0'		Rural Location Sec. XX TWP. XX S, RGE. XX E.	
POLE LINE FT. ON TRANSM. POLES 0'		TRENCH FT. 0'		SCALE: N.T.S		St. Lt MAP No. MAP# _____ Pri Map No. xxxxx	
TLM/LDS MODEL No. -		Map Posting? YES <input checked="" type="checkbox"/> NO <input type="checkbox"/>		Posted by: _____		WR XXXXXX M/A XX	

Existing Poles will be part of the OH to UG conversion. Poles must be removed prior to lighting construction

☐ INACCESSIBLE ☒ 13 kV ☐ FUTURE 23 kV ☐ 23 kV ☐ SALT SPRAY ☐



Footage = 933 ft

Construction Notes: (Customer installing conduit)

- Loc. 160 to 164: Install (1) CREE 144W LED RSW TURTLE FRIENDLY AMB XL (front shield) 4K 5,300 Lumens with 12' Arm Bracket on NEW 30' Standard Arm Mount Concrete Pole
- Loc. 165 to 171: Install (1) CREE 144W LED RSW TURTLE FRIENDLY AMB XL (back shield) 4K 5,300 Lumens with 12' Arm Bracket on NEW 30' Standard Arm Mount Concrete Pole
- Loc. A and B: Install a 24"HH
- Loc. C: Install a 2" Riser

Customer to install 2"flex pipe with 24" minimum cove as shown in the drawing. FPL to provide conduit and handholes.
-FPL installing #6 DPX UG to all locations shown in the drawing.
-Customer is responsible for any restoration required. All hand-holes to be 17"unless noted.


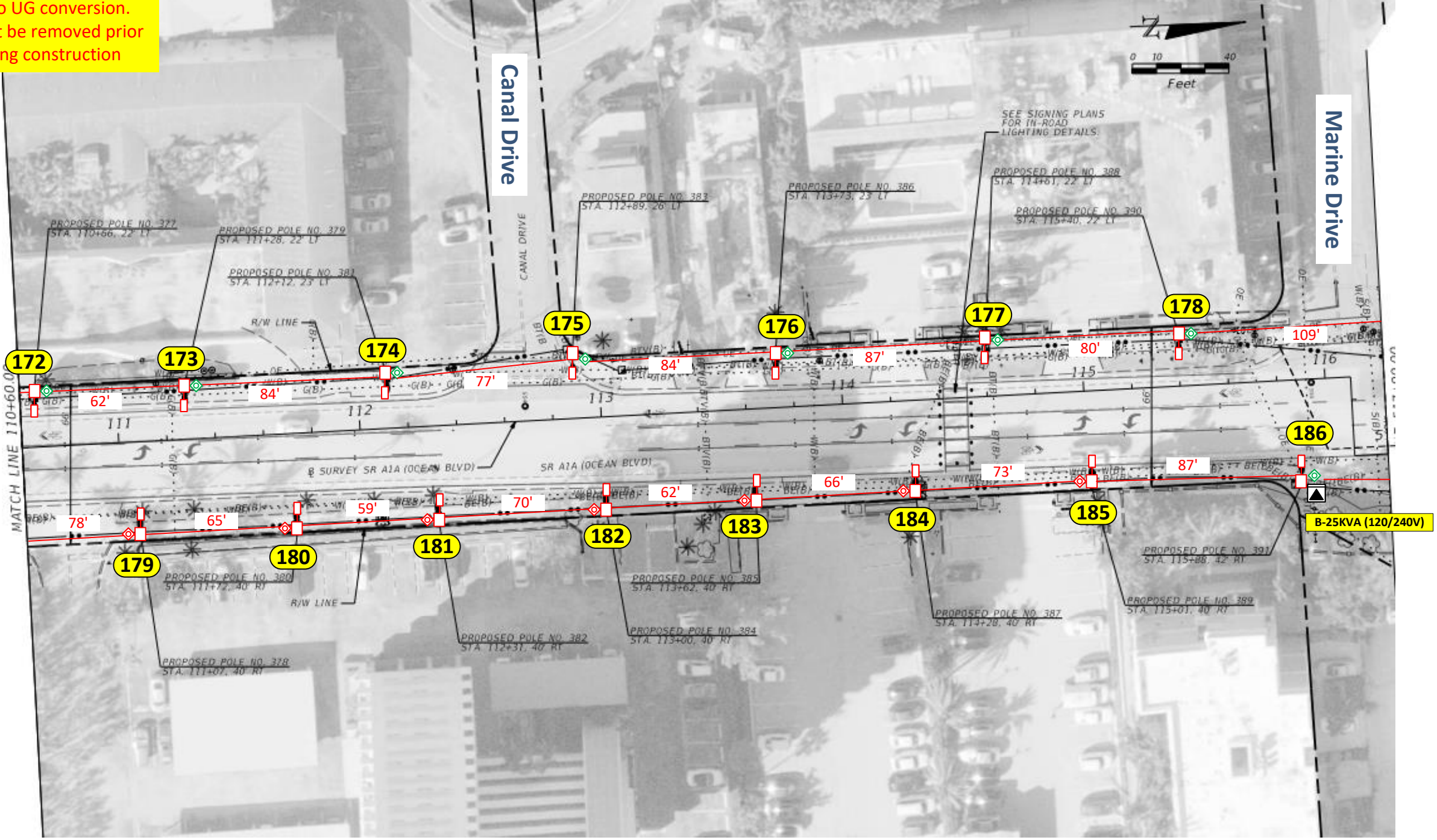
FPL LED Representative: Alexander Acosta

FDOT permit required

AS-BUILT CREW PRINT		ALL REQUIRED GROUND RODS HAVE BEEN DRIVEN & VERIFIED TO BE WITHIN FPL STANDARDS, VALUES ARE SHOWN AT ALL LOCATIONS.		JOB CERTIFIED COMPLETED AS SHOWN ON THIS AS-BUILT PRINT. MATERIAL CHANGES SHOWN ON ROS		AS-BUILT COPY	
FOREMAN'S SIGNATURE _____ DATE _____		FOREMAN'S SIGNATURE _____ DATE _____		SUPERVISOR'S SIGNATURE _____ DATE _____		INITIALS _____ CERT. DATE _____	
Easement? Yes <input type="checkbox"/> No <input type="checkbox"/>		Survey/Stake? Yes <input checked="" type="checkbox"/> No <input type="checkbox"/>		Work with SMO? Yes <input type="checkbox"/> No <input checked="" type="checkbox"/>		FPL	
Tree Work? Yes <input type="checkbox"/> No <input checked="" type="checkbox"/>		Designer/Stake? Yes <input type="checkbox"/> No <input checked="" type="checkbox"/>		CT/Special Mtr? Yes <input type="checkbox"/> No <input checked="" type="checkbox"/>		City of Pompano Beach – A1A – Phase 2	
PERMIT REQ'D		City		County Rd.		County Air	
WMD		RR Xing		DR. Dist.		State Road	
Requested Tel. Co. Set Poles ?		YES <input type="checkbox"/> NO <input checked="" type="checkbox"/>		Tele. Attachment Per		Designed by: Jessica Builes	
Requested Tel. Co. Transfer ?		YES <input type="checkbox"/> NO <input checked="" type="checkbox"/>		Telephone Co. Job No.		Date: 12/14/23	
Request CAVT Transfer?		YES <input type="checkbox"/> NO <input checked="" type="checkbox"/>				Drawn by: XX Check by: Dwg No. 15 OF 21	
POLE LINE FEET		0'		DUCT BANK FT.		0'	
POLE LINE FT. ON TRANSM. POLES		0'		TRENCH FT.		0'	
TLM/LDS MODEL No.		-		Map Posting?		YES <input checked="" type="checkbox"/> NO <input type="checkbox"/> Posted by: WR XXXXXX	
						Rural Location Sec. XX TWP. XX S, RGE. XX E.	
						SCALE: N.T.S. St. Lt MAP No. MAP# Pri Map No. xxxxx	
						M/A XX	

Existing Poles will be part of the OH to UG conversion. Poles must be removed prior to lighting construction

☐ INACCESSIBLE ☒ 13 kV ☐ FUTURE 23 kV ☐ 23 kV ☐ SALT SPRAY ☐



Footage = 1,143 ft

Construction Notes: (Customer installing conduit)

FDOT permit required

- Loc. 172 to 178: Install (1) CREE 144W LED RSW TURTLE FRIENDLY AMB XL (front shield) 4K 5,300 Lumens with 12' Arm Bracket on NEW 30' Standard Arm Mount Concrete Pole
- Loc. 179 to 186: Install (1) CREE 144W LED RSW TURTLE FRIENDLY AMB XL (back shield) 4K 5,300 Lumens with 12' Arm Bracket on NEW 30' Standard Arm Mount Concrete Pole
- Loc. 172 to 178, 186: Install a 24" HH. Run #1/0 TPX UG cable

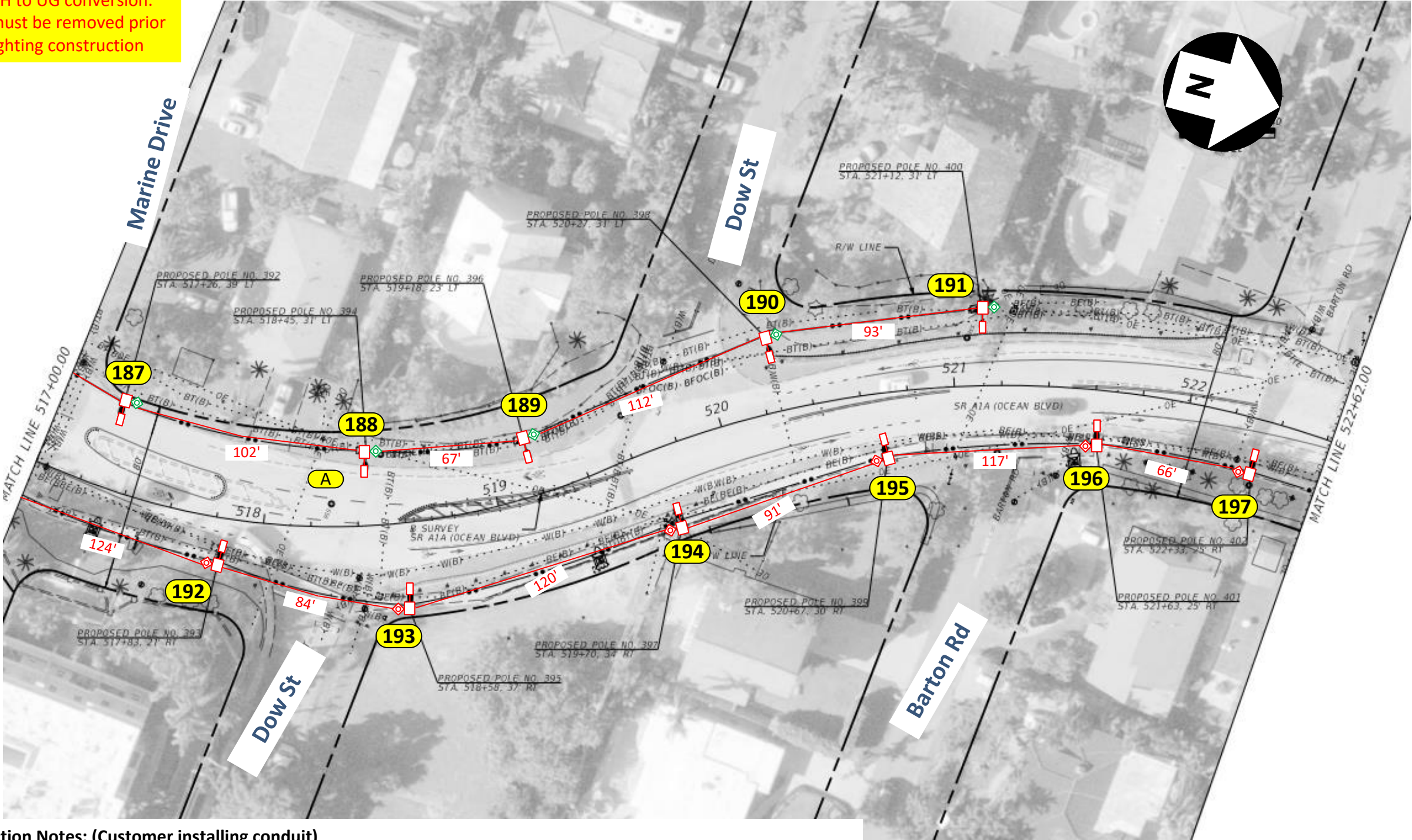
Customer to install 2"flex pipe with 24" minimum cove as shown in the drawing. FPL to provide conduit and handholes.
-FPL installing #6 DPX UG to all locations shown in the drawing.
-Customer is responsible for any restoration required. All hand-holes to be 17"unless noted.

FPL LED Representative: Alexander Acosta

AS-BUILT CREW PRINT		ALL REQUIRED GROUND RODS HAVE BEEN DRIVEN & VERIFIED TO BE WITHIN FPL STANDARDS, VALUES ARE SHOWN AT ALL LOCATIONS.		JOB CERTIFIED COMPLETED AS SHOWN ON THIS AS-BUILT PRINT. MATERIAL CHANGES SHOWN ON ROS		AS-BUILT COPY	
FOREMAN'S SIGNATURE _____ DATE _____		FOREMAN'S SIGNATURE _____ DATE _____		SUPERVISOR'S SIGNATURE _____ DATE _____		INITIALS _____ CERT. DATE _____	
Easement? Yes <input type="checkbox"/> No <input type="checkbox"/>		Survey/Stake? Yes <input checked="" type="checkbox"/> No <input type="checkbox"/>		Work with SMO? Yes <input type="checkbox"/> No <input checked="" type="checkbox"/>		FPL City of Pompano Beach – A1A – Phase 2 Install 217 New Lights v/o SR A1A (Ocean Blvd), Pompano Beach, FL 33062	
Tree Work? Yes <input type="checkbox"/> No <input checked="" type="checkbox"/>		Designer/Stake? Yes <input type="checkbox"/> No <input checked="" type="checkbox"/>		CT/Special Mtr? Yes <input type="checkbox"/> No <input checked="" type="checkbox"/>			
PERMIT REQ'D	City	County Rd.	County Air	State Road	FAA		
	WMD	RR Xing	DR. Dist.	Transm.			
Requested Tel. Co. Set Poles ?		YES <input type="checkbox"/> NO <input checked="" type="checkbox"/>	Tele. Attachment Per		Designed by: Jessica Builes		Date: 12/14/23
Requested Tel. Co. Transfer ?		YES <input type="checkbox"/> NO <input checked="" type="checkbox"/>	Telephone Co. Job No.		Drawn by: XX		Check by: Dwg No. 16 OF 21
Request CAVT Transfer?		YES <input type="checkbox"/> NO <input checked="" type="checkbox"/>			Rural Location Sec. XX TWP. XX S, RGE. XX E.		
POLE LINE FEET		0'	DUCT BANK FT.		0'	SCALE: N.T.S	
POLE LINE FT. ON TRANSM. POLES		0'	TRENCH FT.		0'	St. Lt MAP No. MAP# Pri Map No. xxxxx	
TLM/LDS MODEL No.		-	Map Posting? YES <input checked="" type="checkbox"/> NO <input type="checkbox"/>		Posted by: WR xxxxxx		M/A XX

Existing Poles will be part of the OH to UG conversion. Poles must be removed prior to lighting construction

☐ INACCESSIBLE ☒ 13 kV ☐ FUTURE 23 kV ☐ 23 kV ☐ SALT SPRAY ☐



Footage = 976 ft

FDOT permit required

Construction Notes: (Customer installing conduit)

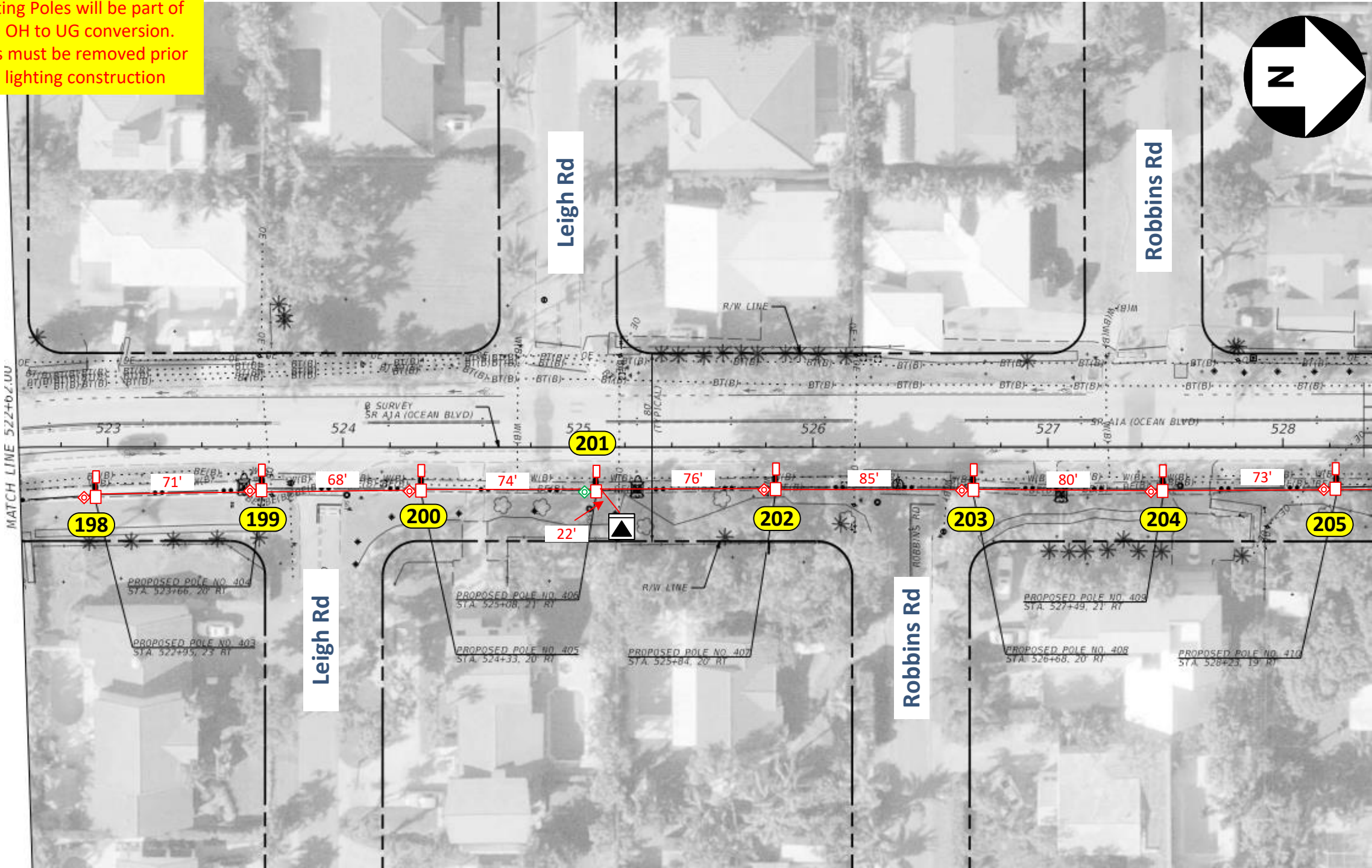
- Loc. 187 to 191: Install (1) CREE 144W LED RSW TURTLE FRIENDLY AMB XL (front shield) 4K 5,300 Lumens with 12' Arm Bracket on NEW 30' Standard Arm Mount Concrete Pole
- Loc. 192 to 197: Install (1) CREE 144W LED RSW TURTLE FRIENDLY AMB XL (back shield) 4K 5,300 Lumens with 12' Arm Bracket on NEW 30' Standard Arm Mount Concrete Pole
- Loc. 187 to 191: Install a 24" HH. Run #1/0 TPX UG cable

Customer to install 2"flex pipe with 24" minimum cove as shown in the drawing. FPL to provide conduit and handholes.
-FPL installing #6 DPX or #1/0 TPX UG cable to all locations shown in the drawing.
-Customer is responsible for any restoration required. All hand-holes to be 17"unless noted.

FPL LED Representative: Alexander Acosta

AS-BUILT CREW PRINT		ALL REQUIRED GROUND RODS HAVE BEEN DRIVEN & VERIFIED TO BE WITHIN FPL STANDARDS, VALUES ARE SHOWN AT ALL LOCATIONS.		JOB CERTIFIED COMPLETED AS SHOWN ON THIS AS-BUILT PRINT. MATERIAL CHANGES SHOWN ON ROS		AS-BUILT COPY	
FOREMAN'S SIGNATURE _____ DATE _____		FOREMAN'S SIGNATURE _____ DATE _____		SUPERVISOR'S SIGNATURE _____ DATE _____		INITIALS _____ CERT. DATE _____	
Easement? Yes <input type="checkbox"/> No <input type="checkbox"/>		Survey/Stake? Yes <input checked="" type="checkbox"/> No <input type="checkbox"/>		Work with SMO? Yes <input type="checkbox"/> No <input checked="" type="checkbox"/>		FPL	
Tree Work? Yes <input type="checkbox"/> No <input checked="" type="checkbox"/>		Designer/Stake? Yes <input type="checkbox"/> No <input checked="" type="checkbox"/>		CT/Special Mtr? Yes <input type="checkbox"/> No <input checked="" type="checkbox"/>		City of Pompano Beach – A1A – Phase 2	
PERMIT REQ'D		City		County Rd.		County Air	
WMD		RR Xing		DR. Dist.		State Road	
Requested Tel. Co. Set Poles ?		YES <input type="checkbox"/> NO <input checked="" type="checkbox"/>		Tele. Attachment Per		Designed by: Jessica Builes	
Requested Tel. Co. Transfer ?		YES <input type="checkbox"/> NO <input checked="" type="checkbox"/>		Telephone Co. Job No.		Date: 12/14/23	
Request CAVT Transfer?		YES <input type="checkbox"/> NO <input checked="" type="checkbox"/>		POLE LINE FEET		Rural Location Sec. XX TWP. XX S, RGE. XX E.	
0'		DUCT BANK FT.		0'		Drawn by: XX Check by:	
POLE LINE FT. ON TRANSM. POLES		0'		TRENCH FT.		Dwg No. 17 OF 21	
0'		0'		SCALE: N.T.S		St. Lt MAP No. MAP#	
TLM/LDS MODEL No. -		Map Posting? YES <input checked="" type="checkbox"/> NO <input type="checkbox"/>		Posted by:		Pri Map No. xxxxx	
						WR xxxxxx M/A XX	

Existing Poles will be part of the OH to UG conversion. Poles must be removed prior to lighting construction



Footage = 549 ft

FDOT permit required

Construction Notes: (Customer installing conduit)

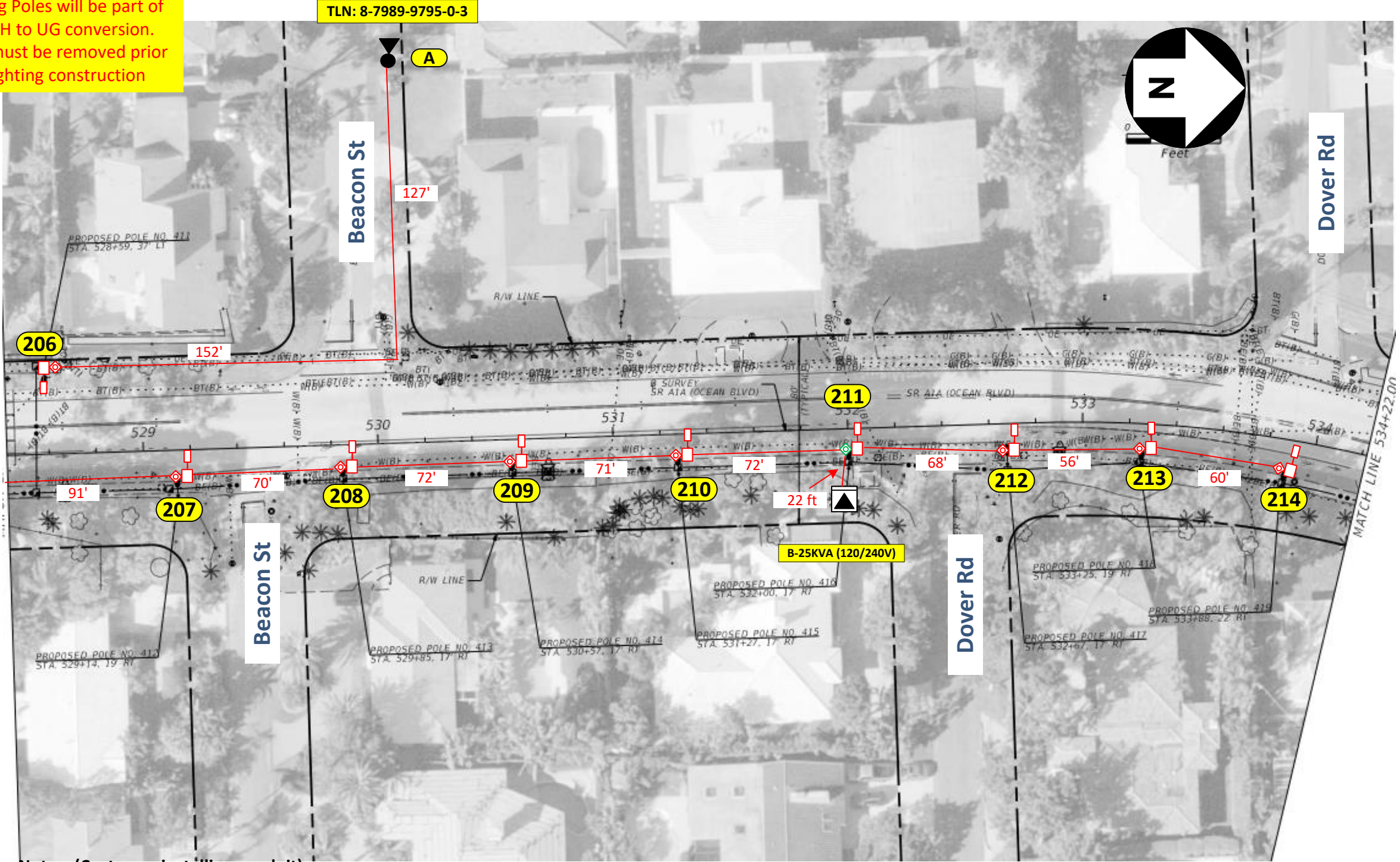
- Loc. 198 to 205: Install (1) CREE 144W LED RSW TURTLE FRIENDLY AMB XL (back shield) 4K 5,300 Lumens with 12' Arm Bracket on NEW 30' Standard Arm Mount Concrete Pole
- Loc. 201: Install a 24" HH
- Customer to install 2"flex pipe with 24" minimum cove as shown in the drawing. FPL to provide conduit and handholes.
- FPL installing #6 DPX UG to all locations shown in the drawing.
- Customer is responsible for any restoration required. All hand-holes to be 17"unless noted.

FPL LED Representative: Alexander Acosta

AS-BUILT CREW PRINT				ALL REQUIRED GROUND RODS HAVE BEEN DRIVEN & VERIFIED TO BE WITHIN FPL STANDARDS, VALUES ARE SHOWN AT ALL LOCATIONS.				JOB CERTIFIED COMPLETED AS SHOWN ON THIS AS-BUILT PRINT. MATERIAL CHANGES SHOWN ON ROS				AS-BUILT COPY																			
FOREMAN'S SIGNATURE _____				DATE _____				FOREMAN'S SIGNATURE _____				DATE _____				SUPERVISOR'S SIGNATURE _____				DATE _____				INITIALS _____				CERT. DATE _____			
Easement? Yes <input type="checkbox"/> No <input type="checkbox"/>				Survey/Stake? Yes <input checked="" type="checkbox"/> No <input type="checkbox"/>				Work with SMO? Yes <input type="checkbox"/> No <input checked="" type="checkbox"/>				FPL				City of Pompano Beach – A1A – Phase 2 Install 217 New Lights v/o SR A1A (Ocean Blvd), Pompano Beach, FL 33062															
Tree Work? Yes <input type="checkbox"/> No <input checked="" type="checkbox"/>				Designer/Stake? Yes <input type="checkbox"/> No <input checked="" type="checkbox"/>				CT/Special Mtr? Yes <input type="checkbox"/> No <input checked="" type="checkbox"/>																							
PERMIT REQ'D		City		County Rd.		County Air		State Road		FAA		Designed by: Jessica Builes Date: 12/14/23 Drawn by: XX Check by: Dwg No. 18 OF 21 Rural Location Sec. XX TWP. XX S, RGE. XX E. SCALE: N.T.S St. Lt MAP No. MAP# Pri Map No. xxxxx WR xxxxxxxx M/A XX																			
WMD		RR Xing		DR. Dist.		Transm.																									
Requested Tel. Co. Set Poles ? YES <input type="checkbox"/> NO <input checked="" type="checkbox"/>				Requested Tel. Co. Transfer ? YES <input type="checkbox"/> NO <input checked="" type="checkbox"/>				Request CAVT Transfer? YES <input type="checkbox"/> NO <input checked="" type="checkbox"/>				Tele. Attachment Per _____																			
POLE LINE FEET 0'				DUCT BANK FT. 0'				POLE LINE FT. ON TRANSM. POLES 0'				TRENCH FT. 0'																			
TLM/LDS MODEL No. -				Map Posting? YES <input checked="" type="checkbox"/> NO <input type="checkbox"/>				Posted by: _____																							

Existing Poles will be part of the OH to UG conversion. Poles must be removed prior to lighting construction

☐ INACCESSIBLE ☒ 13 kV ☐ FUTURE 23 kV ☐ 23 kV ☐ SALT SPRAY ☐



Footage = 861 ft

FDOT permit required

Construction Notes: (Customer installing conduit)

- Loc. 206: Install (1) CREE 144W LED RSW TURTLE FRIENDLY AMB XL (front shield) 4K 5,300 Lumens with 12' Arm Bracket on NEW 30' Standard Arm Mount Concrete Pole
- Loc. 207 to 214: Install (1) CREE 144W LED RSW TURTLE FRIENDLY AMB XL (back shield) 4K 5,300 Lumens with 12' Arm Bracket on NEW 30' Standard Arm Mount Concrete Pole
- Loc. 211: Install a 24" HH

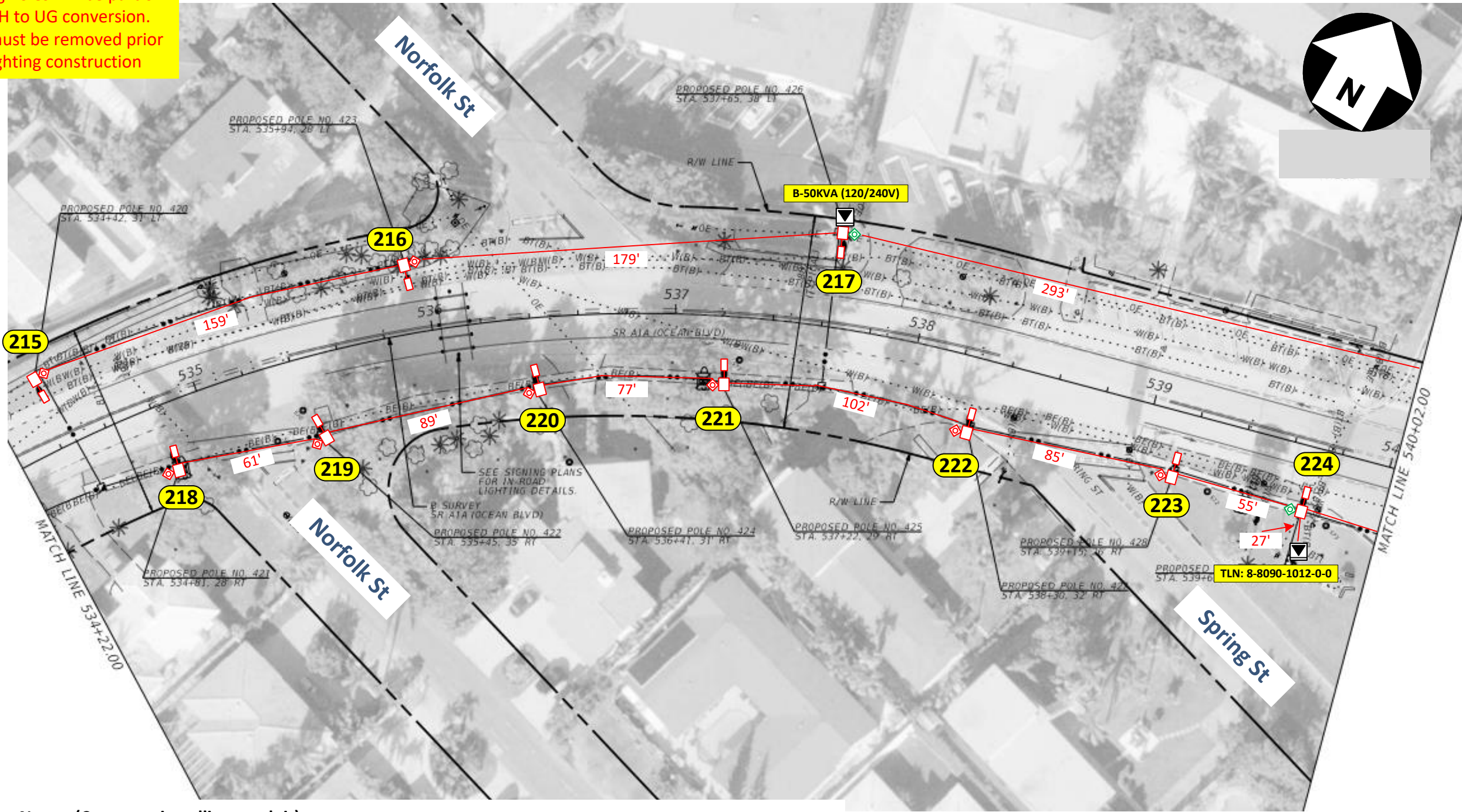
Customer to install 2"flex pipe with 24" minimum cove as shown in the drawing. FPL to provide conduit and handholes.
-FPL installing #6 DPX UG to all locations shown in the drawing.
-Customer is responsible for any restoration required. All hand-holes to be 17"unless noted.

FPL LED Representative: Alexander Acosta

AS-BUILT CREW PRINT		ALL REQUIRED GROUND RODS HAVE BEEN DRIVEN & VERIFIED TO BE WITHIN FPL STANDARDS, VALUES ARE SHOWN AT ALL LOCATIONS.		JOB CERTIFIED COMPLETED AS SHOWN ON THIS AS-BUILT PRINT. MATERIAL CHANGES SHOWN ON ROS		AS-BUILT COPY	
FOREMAN'S SIGNATURE _____ DATE _____		FOREMAN'S SIGNATURE _____ DATE _____		SUPERVISOR'S SIGNATURE _____ DATE _____		INITIALS _____ CERT. DATE _____	
Easement? Yes <input type="checkbox"/> No <input type="checkbox"/>		Survey/Stake? Yes <input checked="" type="checkbox"/> No <input type="checkbox"/>		Work with SMO? Yes <input type="checkbox"/> No <input checked="" type="checkbox"/>		FPL	
Tree Work? Yes <input type="checkbox"/> No <input checked="" type="checkbox"/>		Designer/Stake? Yes <input type="checkbox"/> No <input checked="" type="checkbox"/>		CT/Special Mtr? Yes <input type="checkbox"/> No <input checked="" type="checkbox"/>		City of Pompano Beach – A1A – Phase 2	
PERMIT REQ'D		City		County Rd.		County Air	
WMD		RR Xing		DR. Dist.		State Road	
Requested Tel. Co. Set Poles ?		YES <input type="checkbox"/> NO <input checked="" type="checkbox"/>		Tele. Attachment Per		Designed by: Jessica Builes	
Requested Tel. Co. Transfer ?		YES <input type="checkbox"/> NO <input checked="" type="checkbox"/>		Telephone Co. Job No.		Date: 12/14/23	
Request CAVT Transfer?		YES <input type="checkbox"/> NO <input checked="" type="checkbox"/>		POLE LINE FEET		Rural Location Sec.	
0'		DUCT BANK FT.		0'		XX TWP. XX S, RGE. XX E.	
POLE LINE FT. ON TRANSM. POLES		0'		TRENCH FT.		SCALE: N.T.S	
0'		0'		WR XXXXXX		St. Lt MAP No. MAP# Pri Map No. xxxxx	
TLM/LDS MODEL No. -		Map Posting? YES <input checked="" type="checkbox"/> NO <input type="checkbox"/>		Posted by:		M/A XX	

Existing Poles will be part of the OH to UG conversion. Poles must be removed prior to lighting construction

☐ INACCESSIBLE ☒ 13 kV ☐ FUTURE 23 kV ☐ 23 kV ☐ SALT SPRAY ☐



Footage = 1,127 ft

Construction Notes: (Customer installing conduit)

- Loc. 215 to 217: Install (1) CREE 144W LED RSW TURTLE FRIENDLY AMB XL (front shield) 4K 5,300 Lumens with 12' Arm Bracket on NEW 30' Standard Arm Mount Concrete Pole
- Loc. 218 to 224: Install (1) CREE 144W LED RSW TURTLE FRIENDLY AMB XL (back shield) 4K 5,300 Lumens with 12' Arm Bracket on NEW 30' Standard Arm Mount Concrete Pole
- Loc. 217 and 224: Install a 24" HH

Customer to install 2"flex pipe with 24" minimum cove as shown in the drawing. FPL to provide conduit and handholes.
-FPL installing #6 DPX UG to all locations shown in the drawing.
-Customer is responsible for any restoration required. All hand-holes to be 17"unless noted.

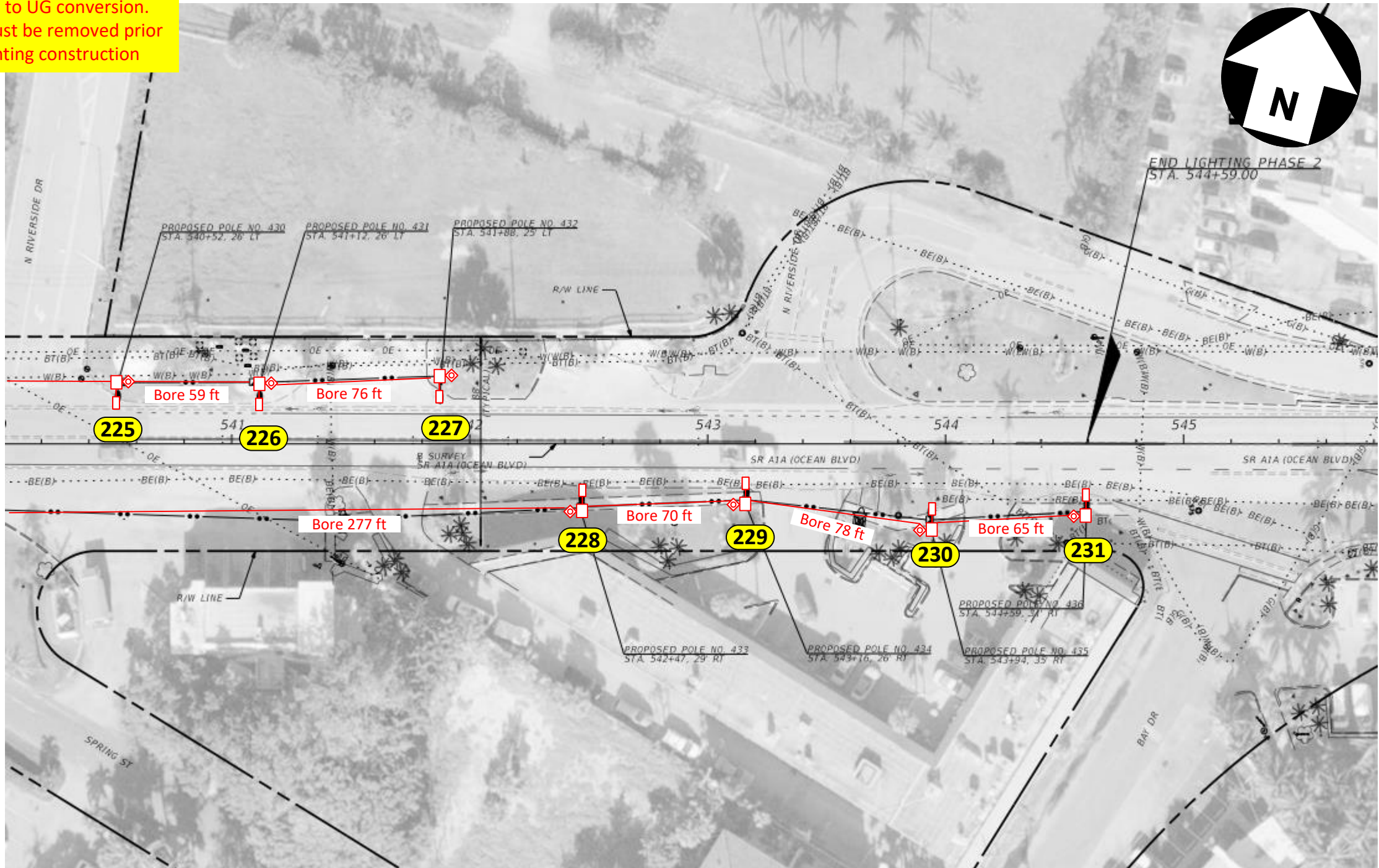
FPL LED Representative: Alexander Acosta

FDOT permit required

AS-BUILT CREW PRINT				ALL REQUIRED GROUND RODS HAVE BEEN DRIVEN & VERIFIED TO BE WITHIN FPL STANDARDS, VALUES ARE SHOWN AT ALL LOCATIONS.				JOB CERTIFIED COMPLETED AS SHOWN ON THIS AS-BUILT PRINT. MATERIAL CHANGES SHOWN ON ROS				AS-BUILT COPY			
FOREMAN'S SIGNATURE _____ DATE _____				FOREMAN'S SIGNATURE _____ DATE _____				SUPERVISOR'S SIGNATURE _____ DATE _____				INITIALS _____ CERT. DATE _____			
Easement? Yes <input type="checkbox"/> No <input type="checkbox"/>		Survey/Stake? Yes <input checked="" type="checkbox"/> No <input type="checkbox"/>		Work with SMO? Yes <input type="checkbox"/> No <input checked="" type="checkbox"/>		FPL		City of Pompano Beach – A1A – Phase 2							
Tree Work? Yes <input type="checkbox"/> No <input checked="" type="checkbox"/>		Designer/Stake? Yes <input type="checkbox"/> No <input checked="" type="checkbox"/>		CT/Special Mtr? Yes <input type="checkbox"/> No <input checked="" type="checkbox"/>				Install 217 New Lights							
PERMIT REQ'D		City		County Rd.		County Air		State Road		FAA		v/o SR A1A (Ocean Blvd), Pompano Beach, FL 33062			
		WMD		RR Xing		DR. Dist.		Transm.							
Requested Tel. Co. Set Poles?		YES <input type="checkbox"/> NO <input checked="" type="checkbox"/>		Tele. Attachment Per				Designed by:		Jessica Builes		Date:		12/14/23	
Requested Tel. Co. Transfer?		YES <input type="checkbox"/> NO <input checked="" type="checkbox"/>		Telephone Co. Job No.				Drawn by:		XX		Check by:		Dwg No. 20 OF 21	
Request CAVT Transfer?		YES <input type="checkbox"/> NO <input checked="" type="checkbox"/>		POLE LINE FEET		0'		DUCT BANK FT.		0'		Rural Location Sec.		XX TWP. XX S, RGE. XX E.	
				POLE LINE FT. ON TRANSM. POLES		0'		TRENCH FT.		0'		SCALE: N.T.S		St. Lt MAP No. MAP# Pri Map No. xxxxx	
TLM/LDS MODEL No.		-		Map Posting?		YES <input checked="" type="checkbox"/> NO <input type="checkbox"/>		Posted by:		WR XXXXXXX		M/A		XX	

Existing Poles will be part of the OH to UG conversion. Poles must be removed prior to lighting construction

☐ INACCESSIBLE ☒ 13 kV ☐ FUTURE 23 kV ☐ 23 kV ☐ SALT SPRAY ☐



Footage = 625 ft

FDOT permit required

Construction Notes: (Customer installing conduit)

Loc. 225 to 227: Install (1) CREE 144W LED RSW TURTLE FRIENDLY AMB XL (front shield) 4K 5,300 Lumens with 12' Arm Bracket on NEW 30' Standard Arm Mount Concrete Pole
Loc. 228 to 231: Install (1) CREE 144W LED RSW TURTLE FRIENDLY AMB XL (back shield) 4K 5,300 Lumens with 12' Arm Bracket on NEW 30' Standard Arm Mount Concrete Pole

Customer to install 2"flex pipe with 24" minimum cove as shown in the drawing. FPL to provide conduit and handholes.
-FPL installing #6 DPX UG to all locations shown in the drawing.
-Customer is responsible for any restoration required. All hand-holes to be 17"unless noted.

FPL LED Representative: Alexander Acosta

AS-BUILT CREW PRINT		ALL REQUIRED GROUND RODS HAVE BEEN DRIVEN & VERIFIED TO BE WITHIN FPL STANDARDS, VALUES ARE SHOWN AT ALL LOCATIONS.		JOB CERTIFIED COMPLETED AS SHOWN ON THIS AS-BUILT PRINT. MATERIAL CHANGES SHOWN ON ROS		AS-BUILT COPY	
FOREMAN'S SIGNATURE _____ DATE _____		FOREMAN'S SIGNATURE _____ DATE _____		SUPERVISOR'S SIGNATURE _____ DATE _____		INITIALS _____ CERT. DATE _____	
Easement? Yes <input type="checkbox"/> No <input type="checkbox"/>		Survey/Stake? Yes <input checked="" type="checkbox"/> No <input type="checkbox"/>		Work with SMO? Yes <input type="checkbox"/> No <input checked="" type="checkbox"/>		FPL City of Pompano Beach – A1A – Phase 2 Install 217 New Lights v/o SR A1A (Ocean Blvd), Pompano Beach, FL 33062	
Tree Work? Yes <input type="checkbox"/> No <input checked="" type="checkbox"/>		Designer/Stake? Yes <input type="checkbox"/> No <input checked="" type="checkbox"/>		CT/Special Mtr? Yes <input type="checkbox"/> No <input checked="" type="checkbox"/>			
PERMIT REQ'D	City	County Rd.	County Air	State Road	FAA		
	WMD	RR Xing	DR. Dist.	Transm.			
Requested Tel. Co. Set Poles ? YES <input type="checkbox"/> NO <input checked="" type="checkbox"/>		Tele. Attachment Per		Designed by: Jessica Builes		Date: 12/14/23	
Requested Tel. Co. Transfer ? YES <input type="checkbox"/> NO <input checked="" type="checkbox"/>		Telephone Co. Job No.		Drawn by: XX		Check by: Dwg No. 21 OF 21	
Request CAVT Transfer? YES <input type="checkbox"/> NO <input checked="" type="checkbox"/>				Rural Location Sec. XX TWP. XX S, RGE. XX E.			
POLE LINE FEET 0'		DUCT BANK FT. 0'		SCALE: N.T.S		St. Lt MAP No. MAP# Pri Map No. xxxxx	
POLE LINE FT. ON TRANSM. POLES 0'		TRENCH FT. 0'		WR XXXXXX		M/A XX	
TLM/LDS MODEL No. -		Map Posting? YES <input checked="" type="checkbox"/> NO <input type="checkbox"/>		Posted by:			