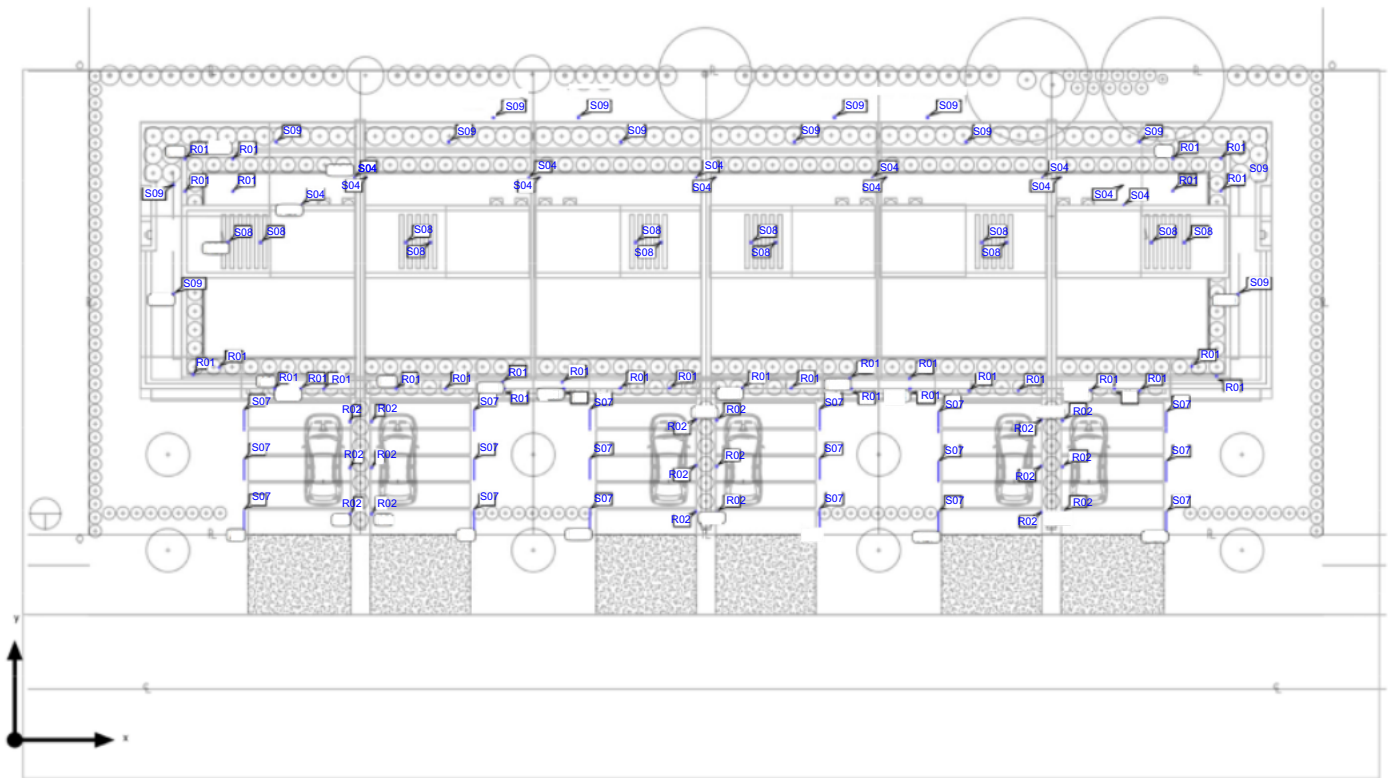


Luminaire layout plan

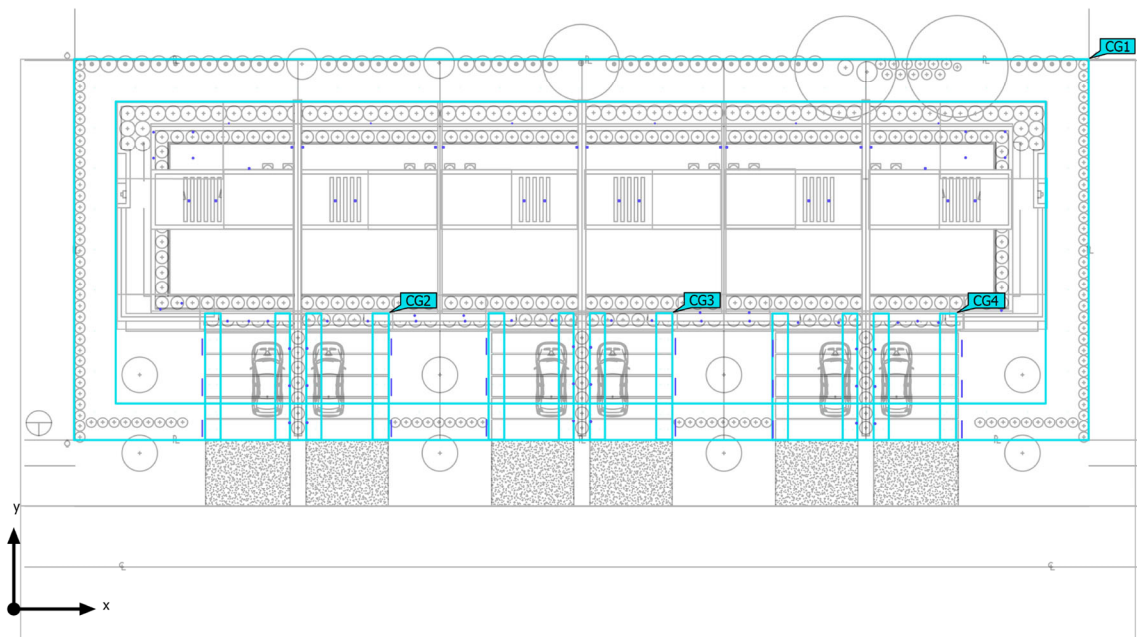


Site 1


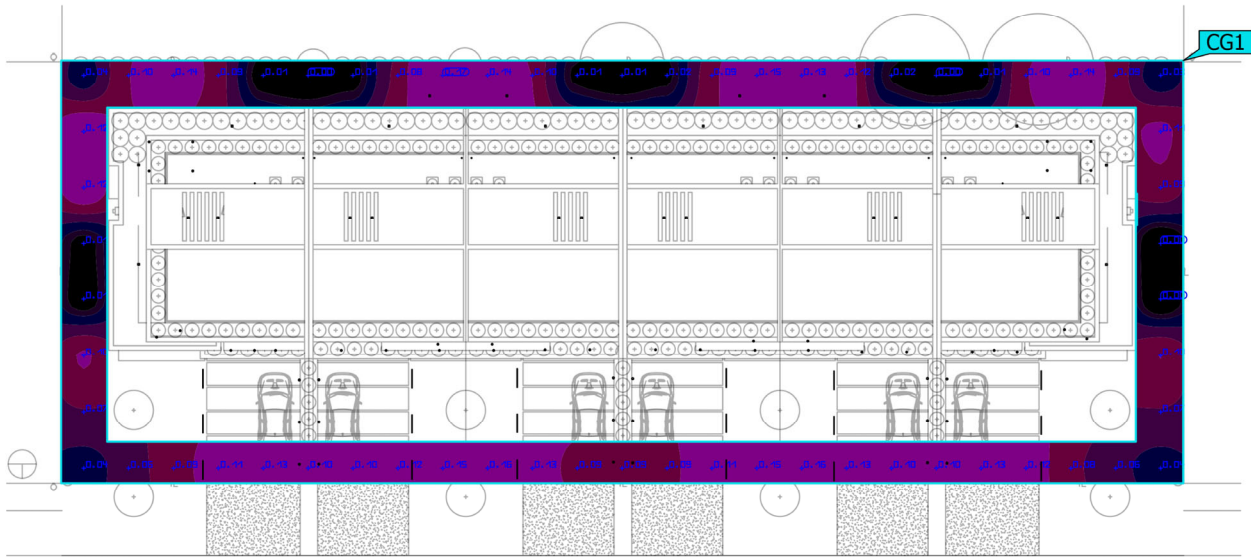

Luminaire list

Φ_{total} 79594 lm		P_{total} 1306.0 W		Luminous efficacy 60.9 lm/W		
pcs.	Manufacturer	Article No.	Article name	P	Φ	Luminous efficacy
34	Not yet a DIALux member	R01	NIOB-2RC3025WW/10	13.2 W	1252 lm	95.1 lm/W
18	Not yet a DIALux member	S07	Landscapae path light	7.0 W	230 lm	32.9 lm/W
18	Not yet a DIALux member	R02	Step Light	4.3 W	88 lm	20.3 lm/W
12	Not yet a DIALux member	S08	Surface-mounted Luminaires	16.2 W	945 lm	58.3 lm/W
14	Not yet a DIALux member	S09	Surface-mounted Luminaires	15.5 W	789 lm	50.9 lm/W
12	Not yet a DIALux member	S04	Surface-mounted Luminaires	20.2 W	743 lm	36.7 lm/W

Calculation objects



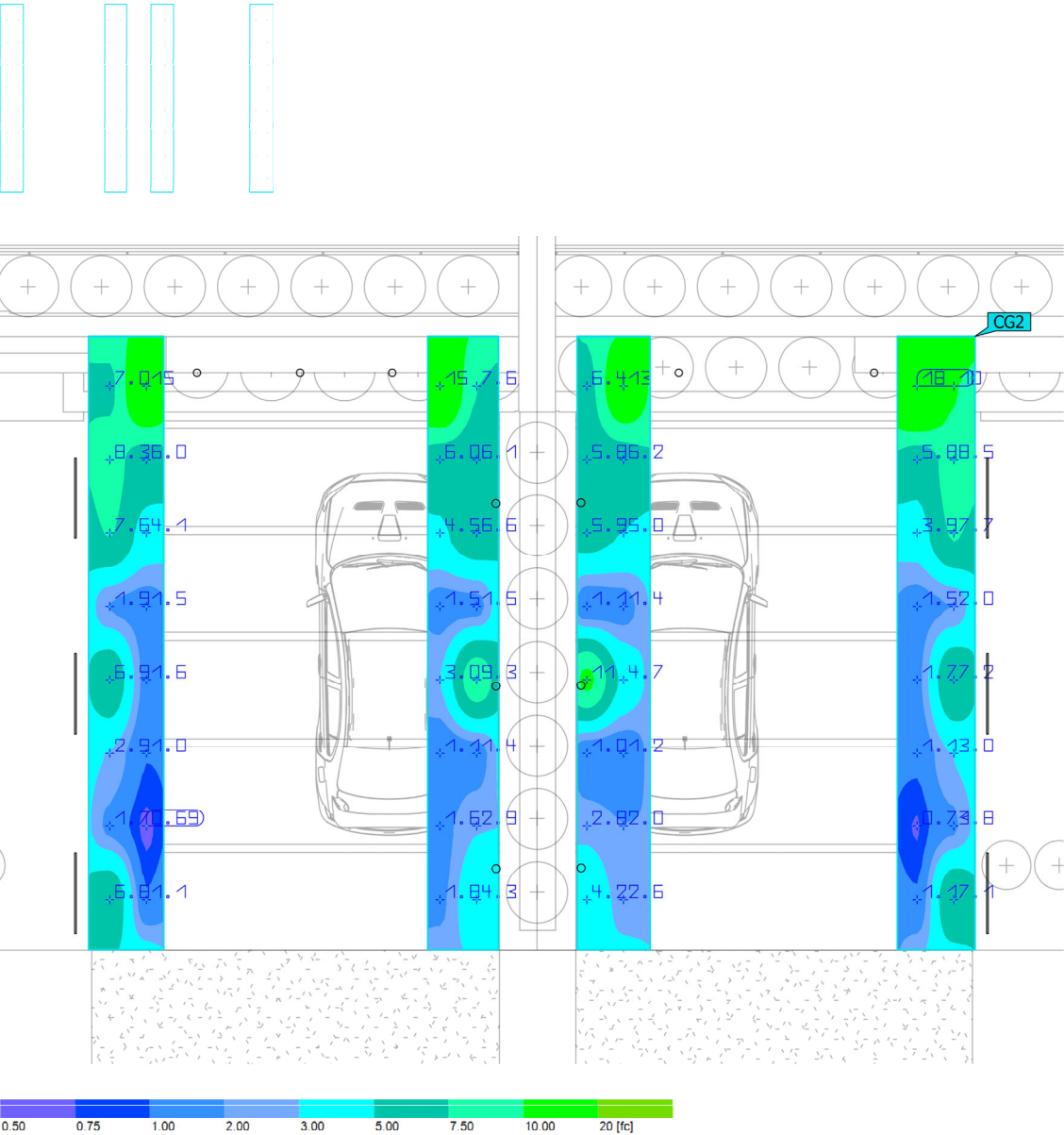
Property Line



Properties	\bar{E}	E_{min}	E_{max}	g_1	g_2	Index
Property Line Perpendicular illuminance Height: 5.000 ft	0.085 fc	0.001 fc	0.17 fc	0.009	0.004	CG1

Utilization profile: DIALux preset (Default (Drive Aisles/Parking Areas))

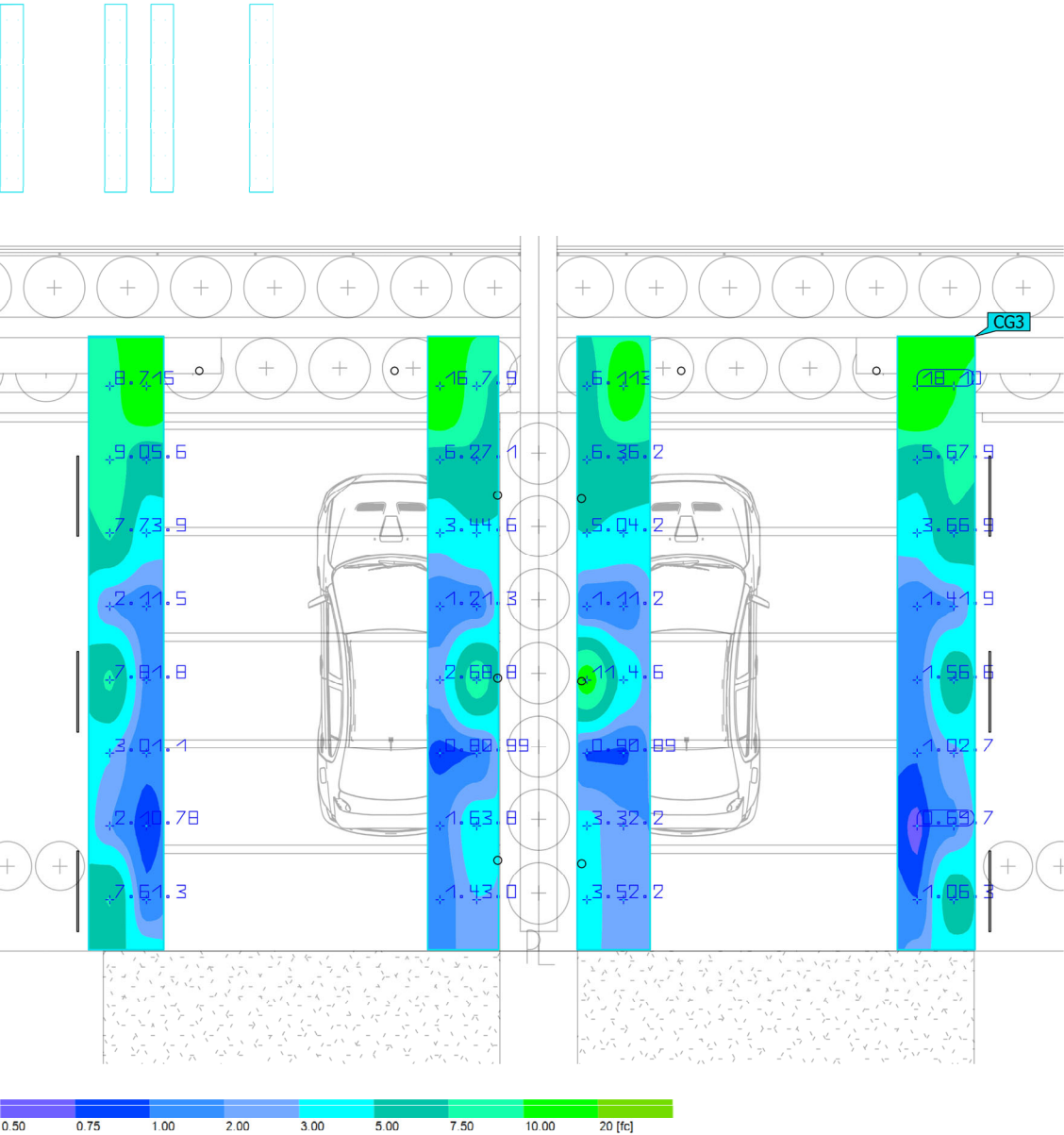
Vehicular Area 1



Properties	\bar{E}	E_{min}	E_{max}	g_1	g_2	Index
Vehicular Area 1	4.75 fc	0.69 fc	17.5 fc	0.15	0.040	CG2
Perpendicular illuminance						
Height: 0 ft						

Utilization profile: DIALux preset (Default (Drive Aisles/Parking Areas))

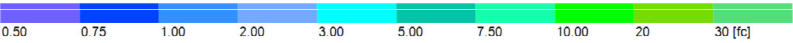
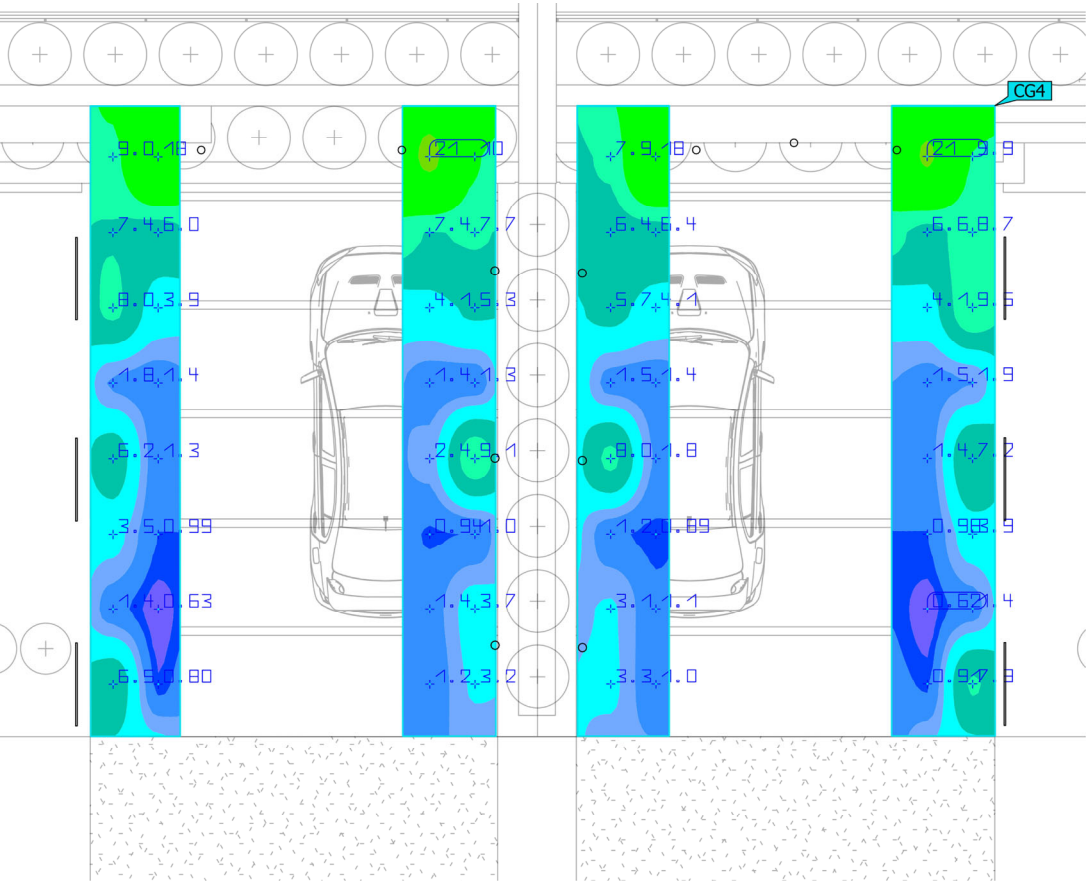

Vehicular Area 2



Properties	\bar{E}	E_{min}	E_{max}	g_1	g_2	Index
Vehicular Area 2	4.65 fc	0.69 fc	17.7 fc	0.15	0.039	CG3
Perpendicular illuminance						
Height: 0 ft						

Utilization profile: DIALux preset (Default (Drive Aisles/Parking Areas))

Vehicular Area 3



Properties	\bar{E}	E_{min}	E_{max}	g_1	g_2	Index
Vehicular Area 3	4.98 fc	0.62 fc	21.4 fc	0.13	0.029	CG4
Perpendicular illuminance						
Height: 0 ft						

Utilization profile: DIALux preset (Default (Drive Aisles/Parking Areas))